



TripleMMM & HPS

Sonntag Freies Fahren

Lausitzring 4,625 Km

1Turn - 24Turn

30.08.2015 09:00

Training started at 9:00:54

Lap	Lap Tm	Diff	Abst.	Lap	Lap Tm	Diff	Abst.	Lap	Lap Tm	Diff	Abst.	Lap	Lap Tm	Diff	Abst.				
(246) Yves Springer																			
1				9	1:13:02.156	-16.650	:54.075	p5	2:01.671	+14.037	+12.142	40	1:52.195	+2.551	-0.745				
2	1:53.270	+8.058		10	1:48.836	+3.330	1:13.320	6	1:09:19.200	-31.566	:17.529	41	1:51.938	+2.294	-0.257				
3	1:48.886	+3.674	-4.384	11	1:46.396	+0.890	-2.440	7	1:51.780	+4.146	:27.420	42	1:52.041	+2.397	+0.103				
p4	1:58.310	+13.098	+9.424	12	1:45.506		-0.890	8	1:51.970	+4.336	+0.190	43	1:53.227	+3.583	+1.186				
5	1:14:25.982	-40.770	:27.672	13	1:45.510	+0.004	+0.004	p9	1:58.768	+11.134	+6.798	44	1:53.355	+3.711	+0.128				
6	1:52.770	+7.558	:33.212	14	1:45.569	+0.063	+0.059	10	1:15:00.296	-12.662	:01.528	45	1:53.764	+4.120	+0.409				
7	1:48.321	+3.109	-4.449	15	1:46.320	+0.814	+0.751	11	1:49.030	+1.396	:311.266	46	2:01.662	+12.018	+7.898				
p8	2:23.379	+38.167	+35.058	16	1:47.197	+1.691	+0.877	12	1:48.215	+0.581	-0.815	(922) Thomas Malcherzyk							
9	1:13:42.200	-56.988	1:18.821	17	2:42.830	+57.324	+55.633	13	1:47.634		-0.581	1							
10	1:49.049	+3.837	1:53.151	18	2:04:47.504	01.998	:04.674	14	1:48.060	+0.426	+0.426	2	1:58.940	+9.280					
11	1:45.667	+0.455	-3.382	19	1:51.558	+6.052	:55.946	15	1:47.950	+0.316	-0.110	3	1:54.347	+4.687	-4.593				
12	1:45.676	+0.464	+0.009	20	1:48.621	+3.115	-2.937	16	1:48.382	+0.748	+0.432	4	1:53.247	+3.981	-1.100				
13	1:46.054	+0.842	+0.378	21	1:49.124	+3.618	+0.503	17	1:49.981	+2.347	+1.599	5	1:52.251	+2.591	-0.996				
14	1:45.212		-0.842	22	1:47.272	+1.766	-1.852	18	2:30.486	+42.852	+40.505	p6	2:16.672	+27.012	+24.421				
15	1:46.680	+1.468	+1.468	23	1:46.547	+1.041	-0.725	19	2:09:09.466	-21.832	:38.980	7	1:05:43.686	-54.026	:27.014				
16	1:46.189	+0.977	-0.491	24	2:05.356	+19.850	+18.809	20	1:17:45.772	-58.138	:123.694	8	1:52.525	+2.865	:51.161				
17	2:42.530	+57.138	+56.161	25	1:09:46.185	00.679	:40.829	(49) Riccarda Neubauer				p9	2:14.663	+25.003	+22.138				
18	2:04:49.033	-03.821	:06.683	26	1:51.173	+5.667	:55.012	1				10	1:14:08.058	-18.398	1:53.395				
19	1:51.351	+6.139	:57.682	27	1:52.284	+6.778	+1.111	2	1:51.828	+3.637		11	1:52.474	+2.814	:15.584				
20	1:49.018	+3.806	-2.333	28	1:47.178	+1.672	-5.106	3	1:51.818	+3.627	-0.010	12	1:51.957	+2.297	-0.517				
21	1:49.029	+3.817	+0.011	29	1:46.706	+1.200	-0.472	4	1:53.489	+5.298	+1.671	13	1:50.836	+1.176	-1.121				
22	1:47.319	+2.107	-1.710	30	1:55.291	+9.785	+8.585	5	1:49.197	+1.006	-4.292	14	1:51.223	+1.563	+0.387				
23	1:46.492	+1.280	-0.827	31	1:09:59.628	14.122	:04.337	6	1:48.191		-1.006	15	1:50.694	+1.034	-0.529				
24	1:48.105	+2.893	+1.613	32	1:48.208	+2.702	8:11.420	7	1:55.414	+7.223	+7.223	16	1:50.756	+1.096	+0.062				
25	1:57.195	+11.983	+9.090	33	1:47.163	+1.657	-1.045	p8	2:04.473	+16.282	+9.059	17	1:49.660		-1.096				
26	1:10:37.494	-52.282	:40.299	34	1:55.164	+9.658	+8.001	(38) Michael Baczynski				18	2:28.588	+38.928	+38.928				
27	1:50.686	+5.474	:46.808	35	1:47.169	+1.663	-7.995	1				(69) Jan Bauer							
28	1:50.376	+5.164	-0.310	36	1:55.406	+9.900	+8.237	2	1:58.675	+9.031		1							
29	1:48.500	+3.288	-1.876	37	2:26.060	+40.554	+30.654	3	1:55.767	+6.123	-2.908	2	1:59.491	+9.263					
30	1:48.446	+3.234	-0.054	38	2:14.941	+29.435	-11.119	4	1:55.251	+8.607	+2.484	3	1:56.096	+5.868	-3.395				
31	1:47.452	+2.240	-0.994	(106) Sven Pabst															
32	1:47.958	+2.746	+0.506	1				5	1:57.709	+8.065	-0.542	4	1:54.583	+4.355	-1.513				
33	1:54.580	+9.368	+6.622	2	1:53.442	+6.882		6	1:54.574	+4.930	-3.135	p5	2:06.786	+16.558	+12.203				
34	1:07:12.370	-27.158	:17.790	3	1:55.023	+8.463	+1.581	7	1:54.547	+4.813	-0.117	6	2:26:50.149	-59.921	:43.363				
35	1:49.176	+3.964	:23.194	p4	1:58.657	+12.097	+3.634	8	1:55.466	+5.822	+1.009	7	1:52.054	+1.826	1:58.095				
36	1:48.115	+2.903	-1.061	5	1:12:04.391	17.831	:05.734	p9	2:11.090	+21.446	+15.624	8	1:50.753	+0.525	-1.301				
37	1:48.725	+3.513	+0.610	6	1:54.954	+8.394	:09.437	10	2:24:44.315	-54.671	:33.225	9	1:51.056	+0.828	+0.303				
38	1:48.527	+3.315	-0.198	7	1:50.686	+4.126	-4.268	11	1:53.364	+3.720	:50.951	10	1:51.952	+1.724	+0.896				
39	1:50.762	+5.550	+2.235	p8	2:09.176	+22.616	+18.490	12	1:51.488	+1.844	-1.876	11	1:50.953	+0.725	-0.999				
40	1:59.517	+14.305	+8.755	9	1:13:52.664	06.104	1:43.488	13	1:51.655	+2.011	+0.167	12	1:51.575	+1.347	+0.622				
(55) David Datzler																			
1				10	1:49.523	+2.963	:03.141	14	1:51.081	+1.437	-0.574	13	1:50.228		-1.347				
2	1:49.603	+4.349		11	1:47.556	+0.996	-1.967	15	1:50.965	+1.321	-0.116	14	2:23.758	+33.530	+33.530				
3	1:50.105	+4.851	+0.502	12	1:46.754	+0.194	-0.802	16	1:49.644		-1.321	15	2:03:40.513	-50.285	:16.755				
p4	2:17.252	+31.998	+27.147	13	1:46.932	+0.372	+0.178	17	1:50.247	+0.603	+0.603	16	2:03.159	+12.931	1:37.354				
5	1:13:53.517	-08.263	1:36.265	14	1:46.560		-0.372	18	1:53.765	+4.121	+3.518	17	2:00.632	+10.404	-2.527				
6	1:48.424	+3.170	:05.093	15	1:48.851	+2.291	+2.291	19	2:12.785	+23.141	+19.020	18	2:03.647	+13.419	+3.015				
7	1:46.285	+1.031	-2.139	16	1:50.520	+3.960	+1.669	20	2:01:27.585	-37.941	:14.800	19	2:00.542	+10.314	-3.105				
8	1:45.481	+0.227	-0.804	17	2:25.662	+39.102	+35.142	21	1:54.019	+4.375	:33.566	20	2:09.822	+19.594	+9.280				
9	1:45.911	+0.657	+0.430	18	2:03:40.318	53.758	:14.656	22	1:54.344	+4.700	+0.325	(192) Marcel Elsner							
10	1:45.254		-0.657	19	1:50.403	+3.843	1:49.915	23	1:52.952	+3.308	-1.392	1							
11	1:46.353	+1.099	+1.099	20	1:48.004	+1.444	-2.399	24	1:52.799	+3.155	-0.153	2	1:54.244	+3.909					
12	1:47.168	+1.914	+0.815	21	1:55.768	+9.208	+7.764	25	1:55.733	+6.089	+2.934	3	1:50.979	+0.644	-3.265				
13	2:31.612	+46.358	+44.444	22	1:15:40.783	54.223	:45.015	26	1:52.779	+3.135	-2.954	p4	2:12.982	+22.647	+22.003				
(172) Lars Müller																			
1				23	1:56.693	+10.133	:44.090	27	1:53.788	+4.144	+1.009	5	1:13:51.442	-01.107	1:38.460				
2	1:53.280	+7.774		24	1:54.742	+8.182	-1.951	28	2:01.372	+11.728	+7.584	6	1:51.577	+1.242	1:59.865				
3	1:48.474	+2.968	-4.806	25	1:50.927	+4.367	-3.815	29	1:08:11.838	-22.194	:10.466	7	1:50.335		-1.242				
p4	2:00.688	+15.182	+12.214	26	1:51.158	+4.598	+0.231	30	1:57.822	+8.178	:14.016	8	1:50.718	+0.383	+0.383				
5	1:14:23.494	-37.988	:22.806	27	1:51.396	+4.836	+0.238	31	1:55.207	+5.563	-2.615	9	1:51.196	+0.861	+0.478				
p6	2:10.077	+24.571	:13.417	28	1:48.192	+1.632	-3.204	32	1:54.624	+4.980	-0.583	10	1:50.696	+0.361	-0.500				
7	2:27.306	+41.800	+17.229	29	2:04.102	+17.542	+15.910	33	1:56.416	+6.772	+1.792	11	1:51.719	+1.384	+1.023				
p8	2:08.081	+22.575	-19.225	(11) Thomas Netzker															
1																			
2																			
3																			
4																			
5																			
6																			
7																			
8																			
9																			
10																			
11																			
12																			
13																			
14																			
15																			
16																			
17																			
18																			
19																			
20																			
21																			
22																			
23																			
24																			
25																			
26																			
27																			
28																			
29																			
30																			
31																			
32																			
33																			
34																			
35																			
36																			
37																			
38																			
39																			
(4) Steffen Schwarzer																			
1																			

Orbits

Livetiming und Listen siehe www.zeitnahmeteam.de

Gedruckt: 30.08.2015 18:20:10





TripleMMM & HPS

Sonntag Freies Fahren

Lausitzring 4,625 Km

1Turn - 24Turn

30.08.2015 09:00

Training started at 9:00:54

Table with 4 columns (Lap, Lap Tm, Diff, Abst.) and 4 rows per driver. Drivers listed include Peter Ludweig, Swen Klötzer, Alexander Simon, Michael Hintz, Patrick Ciszek, and Olaf Baumgart. Includes lap times, differences, and positions.

Orbits

Livetimeing und Listen siehe www.zeitnahmeteam.de

Gedruckt: 30.08.2015 18:20:10





TripleMMM & HPS

Sonntag Freies Fahren

Lausitzring 4,625 Km

1Turn - 24Turn

30.08.2015 09:00

Training started at 9:00:54

Table with 4 columns: Lap, Lap Tm, Diff, Abst. for multiple drivers including Marcel Eckardt, Sebastian Wenzel, Michael Mende, Ralf Kriegel, Marco Rietschel, Stefan Kießig, and Pierre Kalff.

Orbits



Livetiming und Listen siehe www.zeitnahmeteam.de

Gedruckt: 30.08.2015 18:20:10



TripleMMM & HPS

Sonntag Freies Fahren

Lausitzring 4,625 Km

1Turn - 24Turn

30.08.2015 09:00

Training started at 9:00:54

Lap	Lap Tm	Diff	Abst.	Lap	Lap Tm	Diff	Abst.	Lap	Lap Tm	Diff	Abst.	Lap	Lap Tm	Diff	Abst.
17	47:05.628	1:11.608	4:26.931	84	4:09.389	2:15.369	-2:09.588	20	1:55.060	+0.612	-0.532	(10) Uwe Cramer			
18	1:56.617	+2.597	15:09.011	85	1:56.637	+2.617	-2:12.752	21	2:30.550	+36.102	+35.490	1			
19	1:55.168	+1.148	-1.449	86	1:58.366	+4.346	+1.729	22	2:03:24.802	:30.354	:54.252	2	2:00.445	+5.680	
20	2:00.914	+6.894	+5.746	87	1:56.137	-2.117	-2:22.29	23	1:59.011	+4.563	1:25.791	3	1:57.601	+2.836	-2.844
21	2:17.071	+23.051	+16.157	88	1:56.175	+2.155	+0.038	24	1:57.978	+3.530	-1.033	4	1:56.983	+2.218	-0.618
22	2:27.035	+33.015	+9.964	89	1:57.531	+3.511	+1.356	25	1:59.715	+5.267	+1.737	5	1:57.786	+3.021	+0.803
23	8:26.221	6:32.201	-5.59.186	90	1:56.022	-2.002	-1.509	26	1:57.567	+3.119	-2.148	6	1:57.402	+2.637	-0.384
24	1:58.624	+4.604	-6:27.597	91	1:55.656	+1.636	-0.366	27	1:57.880	+3.432	+0.313	7	1:56.256	+1.491	-1.146
25	1:58.678	+4.658	+0.054	92	2:02.327	+8.307	+6.671	28	1:55.761	+1.313	-2.119	8	1:56.447	+1.682	+0.191
26	1:58.748	+4.728	+0.070	(109) Dennis Schumacher				29	1:55.825	+1.377	+0.064	9	1:55.461	+0.696	-0.986
27	1:58.467	+4.447	-0.281	1				30	2:05.349	+10.901	+9.524	10	2:20.437	+25.672	+24.976
28	1:58.635	+4.615	+0.168	2	1:59.881	+5.511		31	1:05:16.965	22.517	:1:11.616	11	2:23:21.031	:26.266	:00.594
29	1:58.627	+4.607	-0.008	3	1:56.569	+2.199	-3.312	32	1:56.976	+2.528	:19.989	12	1:58.013	+3.248	1:23.018
30	1:57.848	+3.828	-0.779	4	1:56.569	+2.199	-3.312	33	1:58.817	+4.369	+1.841	13	1:56.947	+2.182	-1.066
31	1:58.119	+4.099	+0.271	p4	2:04.144	+9.774	+7.575	34	1:57.624	+3.176	-1.193	14	1:55.753	+0.988	-1.194
32	2:09.298	+15.278	+11.179	5	2:27:02.613	08.243	:58.469	35	1:58.080	+3.632	+0.456	15	1:55.608	+0.843	-0.145
33	43:49.540	1:55.520	1:40.242	6	1:57.110	-2.740	:05.503	36	1:57.198	+2.750	-0.882	16	1:55.192	+0.427	-0.416
34	1:57.517	+3.497	1:52.023	7	1:56.728	+2.358	-0.382	37	1:56.739	+2.291	-0.459	17	1:54.765		-0.427
35	1:56.584	+2.564	-0.933	8	1:54.625	+0.255	-2.103	38	2:06.107	+11.659	+9.368	18	1:54.942	+0.177	+0.177
36	1:55.446	+1.426	-1.138	9	1:56.671	+2.301	-2.046	(89) Vinc Kriegl				19	2:14.105	+19.340	+19.163
37	1:54.167	+0.147	-1.279	10	1:54.370		-2.301	1				20	2:03:41.898	:47.133	:27.793
38	1:54.430	+0.410	+0.263	11	1:55.857	+1.487	+1.487	2	6:51.153	4:56.674		21	1:59.685	+4.920	1:42.213
39	1:55.097	+1.077	+0.667	12	1:55.650	+1.280	-0.207	3	2:31.420	+36.941	-4:19.733	22	1:59.213	+4.448	-0.472
40	1:55.320	+1.300	+0.223	13	2:29.513	+35.143	+33.863	4	2:30.054	+35.575	-1.366	23	1:58.809	+4.044	-0.404
41	2:42.276	+48.256	+46.956	14	2:24:55.454	01.084	:25.941	5	2:48.603	+54.124	+18.549	24	1:57.847	+3.082	-0.962
42	4:39.374	2:45.354	-1:57.098	15	2:08.868	+14.498	:46.586	6	1:04:59.642	:05.163	:1:11.039	25	1:59.503	+4.738	+1.656
43	2:56.365	1:02.345	-1:43.009	16	1:59.127	+4.757	-9.741	7	2:28.910	+34.431	:30.732	26	1:57.110	+2.345	-2.393
44	1:55:28.219	:34.199	:31.854	17	2:00.499	+6.129	+1.372	8	2:28.095	+34.416	-0.015	27	1:57.314	+2.549	+0.204
45	1:59.373	+5.353	:28.846	18	1:57.946	+3.576	-2.553	9	2:27.551	+33.072	-1.344	28	2:06.116	+11.351	+8.802
46	1:57.981	+3.961	-1.392	19	1:57.586	+3.216	-0.360	10	2:24.905	+30.426	-2.646	29	1:05:10.091	:15.326	:03.975
47	1:58.164	+4.144	+0.183	20	1:56.387	+2.017	-1.199	11	2:24.903	+30.424	-0.002	30	1:58.688	+3.923	3:11.403
48	1:56.595	+2.575	-1.569	21	2:31.053	+36.683	+34.666	12	2:41.888	+47.409	+16.985	31	1:57.994	+3.229	-0.694
49	1:59.146	+5.126	+2.511	22	1:05:59.900	05.530	:28.847	13	1:03:06.279	:11.800	:24.391	32	1:58.056	+3.291	+0.062
50	1:57.832	+3.812	-1.314	23	1:57.566	+3.196	1:02.334	14	2:28.313	+33.834	:37.966	33	1:56.942	+2.177	-1.114
51	1:57.308	+3.288	-0.524	24	2:36.058	+41.688	+38.492	15	2:29.792	+35.313	+1.479	34	1:58.559	+3.794	+1.617
52	2:05.041	+11.021	+7.733	25	5:18.273	3:23.903	-2:42.215	16	2:31.535	+37.056	+1.743	35	1:55.461	+0.696	-3.098
53	4:31.176	2:37.156	-2:26.135	26	1:58.462	+4.092	-3:19.811	17	2:25.878	+31.399	-5.657	36	1:56.344	+1.579	+0.883
54	1:59.664	+5.644	-2:31.512	27	2:16.307	+21.937	+17.845	18	2:29.291	+34.812	+3.413	37	2:13.772	+19.007	+17.428
55	2:01.781	+7.761	+2.117	28	1:03:17.009	22.639	:00.702	19	2:30.053	+35.574	+0.762	38	1:06:16.858	:22.093	:03.086
56	2:00.269	+6.249	-1.512	29	1:59.787	+5.417	1:17.222	20	2:36.567	+42.178	+6.604	39	1:56.538	+1.773	1:20.320
57	2:00.249	+6.229	-0.020	30	1:59.656	+5.286	-0.131	21	1:06:49.761	:55.282	:13.104	40	1:56.170	+1.405	-0.368
58	2:01.407	+7.387	+1.158	31	2:00.602	+6.232	+0.946	22	1:55.872	+1.393	1:53.889	41	1:55.955	+1.190	-0.215
59	1:59.360	+5.340	-2.047	32	2:01.073	+6.703	+0.471	23	1:54.739	+0.260	-1.133	42	1:54.867	+0.102	-1.088
60	1:59.495	+5.475	+0.135	33	1:55.491	+1.121	-5.582	24	2:26.235	+31.756	+31.496	43	2:03.120	+8.355	+8.253
61	2:09.583	+15.563	+10.088	34	1:54.818	+0.448	-0.673	25	52:58.530	1:04.051	0:32.295	(57) Thomas Kuhn			
62	43:59.601	:05.581	1:50.018	35	2:16.786	+22.416	+21.968	26	2:36.880	+42.401	:021.650	1			
63	1:58.268	+4.248	1:201.333	(13) Kjell Kleymann				27	2:37.464	+42.985	+0.584	2	2:00.699	+5.826	
64	1:58.143	+4.123	-0.125	1				28	2:30.870	+36.391	-6.594	3	1:59.582	+4.709	-1.117
65	1:56.458	+2.438	-1.685	2	1:58.948	+4.500		29	2:35.040	+40.561	+4.170	4	1:59.527	+4.654	-0.055
66	1:58.209	+4.189	+1.751	3	1:55.665	+1.217	-3.283	30	2:35.988	+41.509	+0.948	5	2:01.921	+7.048	+2.394
67	1:58.148	+4.128	-0.061	4	1:55.410	+0.962	-0.255	31	2:42.513	+48.034	+6.525	6	2:25.591	+30.718	+23.670
68	1:57.118	+3.098	-1.030	5	1:55.173	+0.725	-0.237	32	4:50.501	2:56.022	-2:07.988	7	1:08:40.706	:45.833	:15.115
69	1:57.900	+3.880	+0.782	6	1:54.835	+0.387	-0.338	33	1:55.310	+0.831	-2:55.191	8	2:27.076	+32.203	:13.630
70	2:10.237	+16.217	+12.337	7	1:54.800	+0.352	-0.035	34	1:57.265	+2.786	+1.955	9	1:13:31.437	:36.564	1:04.361
71	4:28.677	2:34.657	-2:18.440	8	1:55.932	+1.484	+1.132	35	1:59.544	+5.065	+2.279	10	1:57.240	+2.367	1:34.197
72	1:59.666	+5.646	-2:29.011	9	2:11.473	+17.025	+15.541	36	1:56.330	+1.851	-3.214	11	1:56.653	+1.780	-0.587
73	1:59.266	+5.246	-0.400	10	1:04:57.554	03.106	:46.081	37	1:54.479		-1.851	12	1:55.719	+0.846	-0.934
74	2:33.292	+39.272	+34.026	11	1:57.176	+2.728	3:00.378	38	1:54.546	+0.067	+0.067	13	3:52.821	1:57.948	:1:57.102
75	52:33.126	:39.106	9:59.834	12	2:04.917	+10.469	+7.741	39	2:17.963	+23.484	+23.417	14	1:56.416	+1.543	-1:56.405
76	1:56.246	+2.226	:036.880	13	1:15:29.945	35.497	:25.028	40	45:05.939	1:11.460	2:47.976	15	1:55.748	+0.875	-0.668
77	1:54.579	+0.559	-1.667	14	1:56.369	+1.921	3:33.576	41	2:40.423	+45.944	12:25.516	16	2:46.446	+51.573	+50.698
78	1:54.956	+0.936	+0.377	15	1:55.633	+1.185	-0.736	42	2:38.471	+43.992	-1.952	17	2:03:59.980	:05.107	:13.534
79	1:54.386	+0.366	-0.570	16	1:55.721	+1.273	+0.088	43	2:35.509	+41.030	-2.962	18	1:56.471	+1.598	:03.509
80	1:54.020	+0.366	-0.366	17	1:55.355	+0.907	-0.366	44	2:33.923	+39.444	-1.586	19	1:56.123	+1.250	-0.348
81	1:56.385	+2.365	+2.365	18	1:54.448		-0.907	45	2:39.581	+45.102	+5.658	20	1:54.873		-1.250
82	1:54.522	+0.502	-1.863	19	1:55.592	+1.144	+1.144					21	1:55.268	+0.395	+0.395
83	1:59.801	+5.781	+5.279												

Orbits

Livetiming und Listen siehe www.zeitnahmeteam.de

Gedruckt: 30.08.2015 18:20:10





TripleMMM & HPS

Sonntag Freies Fahren

Lausitzring 4,625 Km

1Turn - 24Turn


30.08.2015 09:00

Training started at 9:00:54

Lap	Lap Tm	Diff	Abst.	Lap	Lap Tm	Diff	Abst.	Lap	Lap Tm	Diff	Abst.	Lap	Lap Tm	Diff	Abst.
22	2:01.818	+6.945	+6.550	42	2:10.630	+15.487	+13.072	13	2:02.286	+6.861	+1.615	5	2:01.021	+5.240	-1.316
23	30:37.746	:42.873	8:35.928					14	2:18.663	+23.238	+16.377	6	1:59.211	+3.430	-1.810
24	2:21.598	+26.725	8:16.148	(93) Ronny Möbius				15	1:08:16.394	-20.969	-57.731	7	1:57.940	+2.159	-1.271
25	2:16.300	+21.427	-5.298	1				16	2:22.584	+27.159	5:53.810	p8	2:18.971	+23.190	+21.031
26	2:14.892	+20.019	-1.408	2	1:56.102	+0.888	-0.640	17	5:40.755	3:45.330	-3:18.171	9	1:05:37.995	:42.214	:19.024
27	2:13.534	+18.661	-1.358	3	1:55.462	+0.248	-0.248	18	1:58.219	+2.794	-3:42.536	10	1:58.621	+2.840	:39.374
28	2:15.064	+20.191	+1.530	4	1:55.214			19	2:06.490	+11.065	+8.271	11	1:55.781		-2.840
29	2:16.745	+21.872	+1.681	p5	2:05.963	+10.749	+10.749	20	1:04:50.139	:54.714	:43.649	i12	2:34.375	+38.594	+38.594
30	2:15.626	+20.753	-1.119	6	1:13:19.155	23.941	1:13.192	21	1:55.425		2:54.714	13	1:12:32.441	:36.660	:58.066
31	1:05:10.069	-15.196	:54.443	7	1:56.638	+1.424	1:22.517	22	1:57.891	+2.466	+2.466	14	1:58.216	+2.435	:34.225
32	2:11.479	+16.606	:58.590	p8	2:14.592	+19.378	+17.954	23	1:59.657	+4.232	+1.766	15	1:56.610	+0.829	-1.606
33	2:10.100	+15.227	-1.379	p9	1:37:57.789	02.575	:43.197	24	1:58.416	+2.991	-1.241	16	1:56.765	+0.984	+0.155
34	2:10.323	+15.450	+0.223	(262) Christian Mochow				25	1:59.834	+4.409	+1.418	17	1:56.416	+0.635	-0.349
35	2:09.186	+14.313	-1.137	1				26	2:01.989	+6.564	+2.155	18	1:56.958	+1.177	+0.542
36	2:29.206	+34.333	+20.020	2	2:00.386	+5.067	-0.2837	27	2:00.555	+5.130	-1.434	19	1:55.963	+0.182	-0.995
37	1:06:45.486	:50.613	:16.280	3	1:57.549	+2.230	-0.2837	28	2:14.248	+18.823	+13.693	20	1:56.717	+0.936	+0.754
38	2:11.154	+16.281	:34.332	4	2:01.835	+6.516	+4.286	(720) Christian Schneck				21	2:27.575	+31.794	+30.858
39	2:06.048	+11.175	-5.106	p5	2:13.637	+18.318	+11.802	1	2:00.981	+5.469		(211) Nico Höhmann			
40	2:06.087	+11.214	+0.039	6	1:11:55.835	00.516	:42.198	2	2:00.981	+5.469		1			
41	2:06.140	+11.267	+0.053	7	1:57.550	+2.231	:58.285	p3	2:25.918	+30.406	-24.937	2	2:08.281	+12.492	
42	2:03.642	+8.769	-2.498	8	1:55.319		-2.231	4	1:14:33.711	:38.199	:07.793	3	2:04.972	+9.183	-3.309
43	2:05.339	+10.466	+1.697	p9	3:08.145	1:12.826	-1:12.826	5	1:55.915	+0.403	:37.796	4	2:02.224	+6.435	-2.748
44	2:06.027	+11.154	+0.688	i10	1:36:14.605	19.286	:06.460	6	1:55.512		-0.403	5	2:04.205	+8.416	+1.981
45	2:17.244	+22.371	+11.217	11	1:55:14.376	19.057	8:59.771	p7	2:14.719	+19.207	+19.207	p6	2:07.121	+11.332	+2.916
(771) Sebastian Riedel				12	1:57.389	+2.070	:16.987	p8	16:35.416	:39.904	4:20.697	7	1:10:32.682	:36.893	:25.561
1				13	1:56.062	+0.743	-1.327	(98) Thomas Kison				8	1:58.623	+2.834	:34.059
2	2:00.286	+5.143		14	1:55.455	+0.136	-0.607	1	2:02.627	+7.074		p9	2:09.250	+13.461	+10.627
3	1:58.089	+2.946	-2.197	15	1:55.623	+0.304	+0.168	2	2:00.886	+5.256		10	3:34:24.613	:28.824	:15.363
4	1:58.259	+3.116	+0.170	i16	2:13.015	+17.696	+17.392	3	2:00.006	+4.376	-0.880	11	2:02.534	+6.745	:22.079
5	2:04.858	+9.715	+6.599	17	1:11:05.225	09.906	:52.210	4	1:58.252	+3.699	-3.375	12	1:58.526	+2.737	-4.008
6	1:56.985	+1.842	-7.873	18	1:56.980	+1.661	:08.245	5	2:00.385	+4.832	+1.133	13	2:01.375	+5.586	+2.849
7	1:56.802	+1.659	-0.183	19	1:58.062	+2.743	+1.082	6	1:58.541	+2.988	-1.844	14	2:03.712	+7.923	+2.337
8	1:59.922	+4.779	+3.120	(398) Michael Portmann				7	1:57.834	+2.281	-0.707	15	2:01.613	+5.824	-2.099
p9	2:07.118	+11.975	+7.196	1				p7	2:20.589	+25.036	+22.755	16	1:57.343	+1.554	-4.270
10	1:05:30.519	:35.376	:23.401	2	2:00.362	+4.955		8	2:09:05.885	:10.332	:45.296	17	1:57.938	+2.149	+0.595
11	1:57.816	+2.673	:32.703	3	1:57.989	+2.582	-2.373	9	1:58.429	+2.876	:07.456	i18	2:12.701	+16.912	+14.763
12	1:55.291	+0.148	-2.525	4	2:02.107	+6.700	+4.118	10	1:59.282	+3.729	+0.853	19	1:06:12.359	:16.570	:59.658
i13	2:16.286	+21.143	+20.995	5	1:59.374	+3.967	-2.733	11	1:57.741	+2.188	-1.541	20	1:58.092	+2.303	1:14.267
14	3:06.728	1:11.585	+50.442	p6	2:08.954	+13.547	+9.580	12	1:55.553		-2.188	21	1:57.162	+1.373	-0.930
i15	2:35.921	+40.778	-30.807	7	1:09:36.489	41.082	:27.535	i13	2:00.751	+5.198	+5.198	22	1:57.984	+2.195	+0.822
16	1:29:19.293	:24.150	:43.372	8	1:58.384	+2.977	:38.105	(888) Markus Kleine				23	1:57.086	+1.297	-0.898
17	1:56:54.288	:59.145	:7.34.995	9	1:58.979	+3.572	+0.595	1				24	1:55.789		-1.297
18	1:56.661	+1.518	:57.627	i10	2:17.315	+21.908	+18.336	2	2:00.886	+5.256		25	2:11.914	+16.125	+16.125
19	2:06.386	+11.243	+9.725	11	3:32:54.041	58.634	:36.726	3	2:00.006	+4.376	-0.880	(414) Alexander Haß			
20	1:56.767	+1.624	-9.619	12	1:57.596	+2.189	:56.445	4	1:58.667	+3.037	-1.339	1			
21	1:56.679	+1.536	-0.088	13	1:55.801	+0.394	-1.795	5	1:58.859	+3.229	+0.192	2	2:00.811	+4.715	
22	1:55.143		-1.536	14	1:55.511	+0.104	-0.290	6	1:57.712	+2.082	-1.147	3	1:58.833	+2.737	-1.978
23	1:55.978	+0.835	+0.835	15	1:55.407		-0.104	7	1:57.446	+1.816	-0.266	4	2:01.673	+5.577	+2.840
i24	2:03.307	+8.164	+7.329	16	1:55.623	+0.216	+0.216	8	1:58.159	+2.529	+0.713	p5	2:12.142	+16.046	+10.469
25	1:07:24.641	29.498	:21.334	17	1:55.635	+0.228	+0.012	9	2:13.302	+17.672	+15.143	6	1:11:57.756	:01.660	:45.614
26	1:58.978	+3.835	:25.663	i18	2:03.679	+8.272	+8.044	p10	2:23:34.511	:38.881	:21.209	7	2:01.006	+4.910	:56.750
27	1:57.680	+2.537	-1.298	(107) Jörg Herold				11	1:57.644	+2.014	1:36.867	p8	2:09.794	+13.698	+8.788
28	1:57.001	+1.858	-0.679	1				12	1:56.980	+1.350	-0.664	9	1:15:29.949	:33.853	:20.155
29	1:55.587	+0.444	-1.414	2	2:03.054	+7.629	-4.175	13	1:56.162	+0.532	-0.818	10	1:57.349	+1.253	:32.600
30	1:56.293	+1.150	+0.706	3	1:58.879	+3.454	-4.175	14	1:55.630		-0.532	11	1:57.058	+0.962	-0.291
31	1:56.999	+1.856	+0.706	4	1:59.042	+3.617	+0.163	15	1:56.550	+0.920	+0.920	12	1:58.828	+2.732	+1.770
32	2:01.587	+6.444	+4.588	5	2:03.259	+7.834	+4.217	16	1:56.022	+0.392	-0.528	13	1:56.684	+0.588	-2.144
i33	2:05.449	+10.306	+3.862	p6	2:17.493	+22.068	+14.234	17	1:55.667	+0.037	-0.355	14	1:56.096		-0.588
34	1:03:03.724	:08.581	:58.275	7	3:25:08.195	12.770	:50.702	18	2:24.527	+28.897	+28.860	15	1:56.989	+0.893	+0.893
35	1:58.295	+3.152	1:05.429	8	2:00.413	+4.988	:07.782	(75) Basti Landesfeind				16	1:56.158	+0.062	-0.831
36	1:58.741	+3.598	+0.446	9	2:01.028	+5.603	+0.615	1				17	2:32.094	+35.998	+35.936
37	1:56.782	+1.639	-1.959	10	1:59.396	+3.971	-1.632	2	2:02.219	+6.438		18	2:03:40.188	:44.092	:08.094
38	1:56.618	+1.475	-0.164	11	2:01.158	+5.733	+1.762	3	2:00.228	+4.447	-1.991	19	1:58.773	+2.677	1:14.145
39	2:15.957	+20.814	+19.339	12	2:00.671	+5.246	-0.487	4	2:02.337	+6.556	+2.109	20	1:58.103	+2.007	-0.670
40	1:57.218	+2.075	-18.739									21	1:58.383	+2.287	+0.280
41	1:57.558	+2.415	+0.340												

Orbits





TripleMM & HPS

Sonntag Freies Fahren

Lausitzring 4,625 Km

1Turn - 24Turn

30.08.2015 09:00

Training started at 9:00:54


Lap	Lap Tm	Diff	Abst.	Lap	Lap Tm	Diff	Abst.	Lap	Lap Tm	Diff	Abst.	Lap	Lap Tm	Diff	Abst.
38	2:00.447	+3.794	1:17.078	17	2:00.146	+3.438	+0.327	18	2:00.631	+3.474	-1:58.342	40	25:10.122	1:12.906	2:46.402
39	2:00.134	+3.481	-0.313	18	1:59.261	+2.553	-0.885	19	1:58.704	+1.547	-1.927	41	1:57.930	+0.714	3:12.192
40	2:00.392	+3.739	+0.258	19	2:00.921	+4.213	+1.660	20	1:57.157		-1.547	42	2:17.817	+20.601	+19.887
41	2:04.314	+7.661	+3.922	20	2:02.351	+5.643	+1.430	21	1:58.445	+1.288	+1.288	43	33:46.116	1:48.900	1:28.299
42	2:14.909	+18.256	+10.595	21	1:57.040	+0.332	-5.311	22	1:07:32.931	35.774	34.486	44	2:12.292	+15.076	1:33.824
43	2:40.132	+43.479	+25.223	22	1:57.513	+0.805	+0.473	23	2:01.155	+3.998	3:31.776	45	2:16.247	+19.031	+3.955
(153) Rick Paul				23	2:14.306	+17.598	+16.793	24	2:00.491	+3.334	-0.664	46	2:10.608	+13.392	-5.639
1				(63) Alexander Gentzsch				25	2:00.291	+3.134	-0.200	47	2:23.446	+26.230	+12.838
2	2:09.964	+13.267		1				26	2:03.079	+5.922	+2.788	48	31:22.016	1:24.800	8:58.570
3	2:09.521	+12.824	-0.443	2	2:08.759	+11.724		27	1:59.148	+1.991	-3.931	49	1:57.659	+0.443	39:24.357
4	2:02.866	+6.169	-6.655	3	2:03.770	+6.735	-4.989	28	1:58.873	+1.716	-0.275	50	1:59.746	+2.530	+2.087
5	2:19.340	+22.643	+16.474	4	2:01.395	+4.360	-2.375	29	2:07.824	+10.667	+8.951	51	1:58.847	+1.631	-0.899
6	1:05:51.028	54.331	31.688	5	2:07.252	+10.217	+5.857	(171) Thomas Voß				52	1:57.803	+0.587	-1.044
7	2:04.110	+7.413	3:46.918	6	2:02.559	+5.524	-4.693	1				53	2:14.208	+16.992	+16.405
8	2:06.420	+9.723	+2.310	7	2:32.149	+35.114	-29.590	2	1:59.418	+2.231		(221) Franz Tröster			
9	2:04.184	+7.487	-2.236	8	1:10:23.187	26.152	51.038	3	1:57.612	+0.425	-1.806	1			
10	2:02.169	+5.472	-2.015	9	2:04.471	+7.436	3:18.716	4	1:57.799	+0.612	+0.187	2	2:00.868	+3.577	
11	2:00.722	+4.025	-1.447	10	2:02.832	+5.797	-1.639	5	1:57.331	+0.144	-0.468	3	2:01.573	+4.282	+0.705
12	2:03.588	+6.891	+2.866	11	2:03.321	+6.286	+0.489	6	1:57.187		-0.144	4	2:26.528	+29.237	+24.955
13	2:14.038	+17.341	+10.450	12	2:03.997	+6.962	+0.676	7	1:59.281	+2.094	+2.094	5	3:32:25.801	2:28.510	59.273
14	3:04:44.555	47.858	30.517	13	1:58.640	+1.605	-5.357	8	2:08.010	+10.823	+8.729	6	1:59.265	+1.974	1:26.536
15	2:06.292	+9.595	2:38.263	14	2:17.987	+20.952	+19.347	9	1:07:13.036	15.849	05.026	7	1:58.576	+1.285	-0.689
16	2:04.124	+7.427	-2.168	15	3:23:48.383	51.348	30.396	10	1:57.886	+0.699	3:15.150	8	1:59.245	+1.954	+0.669
17	2:04.237	+7.540	-0.113	16	2:05.926	+8.891	1:42.457	11	2:14.346	+17.159	+16.460	9	1:57.291		-1.954
18	2:03.588	+6.891	-0.649	17	2:02.214	+5.179	-3.712	12	1:37:58.223	01.036	43.877	10	2:19.470	+22.179	+22.179
19	2:00.385	+3.688	-3.203	18	2:01.337	+4.302	-0.877	13				11	1:10:51.535	54.244	32.065
20	2:01.415	+4.718	+1.030	19	2:02.999	+5.964	+1.662	(60) Tobias Becker				12	1:58.725	+1.434	3:52.810
21	2:01.357	+4.660	-0.058	20	2:04.601	+7.566	+1.602	1				13	1:57.937	+0.646	-0.788
22	1:59.325	+2.628	-2.032	21	2:00.497	+3.462	-4.104	2	2:03.881	+6.665		14	1:57.455	+0.164	-0.482
23	2:09.474	+12.777	+10.149	22	2:00.121	+3.086	-0.376	3	2:00.895	+3.679	-2.986	15	1:57.606	+0.315	+0.151
24	53:33.947	1:37.250	1:24.473	23	2:13.834	+16.799	+13.713	4	2:01.419	+4.203	+0.524	16	2:04.494	+7.203	+6.888
25	2:01.823	+5.126	1:32.124	24	1:04:30.205	33.170	16.371	5	2:01.682	+4.466	+0.263	17	1:12:19.959	2:22.668	15:46.5
26	2:16.020	+19.323	+14.197	25	2:00.162	+3.127	2:30.043	6	2:02.475	+5.259	+0.793	18	1:59.406	+2.115	1:20.553
27	3:26.461	1:29.764	-1:10.441	26	1:59.508	+2.473	-0.654	7	2:45.289	+48.073	+42.814	19	2:00.076	+2.785	+0.670
28	2:01.119	+4.422	-1:25.342	27	2:36.315	+39.280	+36.807	8	26:56.459	1:59.243	4:11.170	20	1:58.910	+1.619	-1.166
29	1:59.176	+2.479	-1.943	28	4:40.415	2:43.380	-2:04.100	9	5:51.597	3:54.381	1:04.862	21	1:59.447	+2.156	+0.537
30	1:58.460	+1.763	-0.716	29	1:57.035		-2:43.380	10	2:13.220	+16.004	-3:38.377	22	2:06.519	+9.228	+0.702
31	2:00.677	+3.980	+2.217	30	2:14.532	+17.497	+17.497	11	2:15.551	+18.335	+2.331	(183) Robert Eilrich			
32	2:07.571	+10.874	+6.894	31	1:03:34.699	37.664	20.167	12	2:15.148	+17.932	-0.403	1			
33	1:10:14.309	1:17.612	06.738	32	1:58.645	+1.610	1:36.054	13	2:28.285	+31.069	+13.137	2	2:03.387	+6.062	
34	2:04.371	+7.674	3:09.938	33	2:02.663	+5.628	+4.018	14	25:54.371	1:57.155	3:26.086	3	2:07.755	+10.430	+4.368
35	1:59.517	+2.820	-4.854	34	2:01.812	+4.777	-0.851	15	1:59.911	+2.695	3:54.460	4	2:01.828	+4.503	-5.927
36	1:59.402	+2.705	-0.115	35	1:59.265	+2.230	-2.547	16	1:57.216		-2.695	5	2:02.080	+4.755	+0.252
37	1:59.193	+2.496	-0.209	36	2:00.761	+3.726	+1.496	17	1:58.874	+1.658	+1.658	6	2:02.028	+4.703	-0.052
38	2:02.012	+5.315	+2.819	37	1:59.345	+2.310	-1.416	18	1:58.396	+1.180	-0.478	7	2:00.276	+2.951	-1.752
39	1:59.393	+2.696	-2.619	38	2:00.010	+2.975	+0.665	19	1:57.840	+0.624	-0.556	8	2:00.483	+3.158	+0.207
40	1:56.697		-2.696	39	2:13.171	+16.136	+13.161	20	2:18.721	+21.505	+20.881	9	1:59.895	+2.570	-0.588
41	2:07.032	+10.335	+10.335	(82) Sven Pidde				21	1:45:05.261	08.045	46.540	10	2:17.645	+20.320	+17.750
(61) Klaus Block				1				22	2:17.339	+20.123	2:47.922	11	1:02:43.656	46.331	1:26.011
1				2	2:10.516	+13.359		23	2:15.316	+18.100	-2.023	12	2:01.482	+4.157	1:42.174
2	2:01.147	+4.439		3	2:07.469	+10.312	-3.047	24	2:14.716	+17.500	-0.600	13	2:03.124	+5.799	+1.642
3	2:02.101	+5.393	+0.954	4	2:06.503	+9.346	-0.966	25	2:11.996	+14.780	-2.720	14	2:01.238	+3.913	-1.886
4	2:00.236	+3.528	-1.865	5	2:13.569	+16.412	+7.066	26	2:13.581	+16.365	+1.585	15	1:59.650	+2.325	-1.588
5	2:00.883	+4.175	+0.647	6	1:06:32.691	35.534	19.122	27	2:20.373	+23.157	+6.792	16	1:59.028	+1.703	-0.622
6	1:57.580	+0.872	-3.303	7	2:02.929	+5.772	1:29.762	28	1:28:43.388	46.172	23.015	17	2:00.906	+3.581	+1.878
7	1:58.313	+1.605	+0.733	8	2:27.114	+29.957	+24.185	29	2:01.385	+4.169	3:42.003	18	2:02.395	+5.070	+1.489
8	2:08.234	+11.526	+9.921	9	3:35:29.301	32.144	02.187	30	1:58.990	+1.774	-2.395	19	2:17.959	+20.634	+15.564
9	1:05:59.142	02.434	50.908	10	2:03.872	+6.715	3:25.429	31	2:01.137	+3.921	+2.147	20	3:04:03.067	05.742	45.108
10	1:56.742	+0.034	1:02.400	11	2:05.248	+8.091	+1.376	32	2:15.768	+18.552	+14.631	21	2:02.335	+5.010	2:00.732
11	1:56.708		-0.034	12	2:06.708	+9.551	+1.460	33	33:46.000	1:48.784	1:30.232	22	2:02.439	+5.114	+0.104
12	2:09.642	+12.934	+12.934	13	2:02.818	+5.661	-3.890	34	2:15.292	+18.076	1:30.708	23	2:01.252	+3.927	-1.187
13	2:29.651	+32.943	+20.009	14	2:01.829	+4.672	-0.989	35	2:20.150	+22.934	+4.858	24	2:01.101	+3.776	-0.151
14	2:45.211	+48.503	+15.560	15	2:01.102	+3.945	-0.727	36	2:17.305	+20.089	-2.845	25	1:59.413	+2.088	-1.688
15	3:28:51.067	54.359	05.856	16	1:07:30.381	33.224	29.279	37	2:14.528	+17.312	-2.777	26	2:00.656	+3.331	+1.243
16	1:59.819	+3.111	3:51.248	17	3:58.973	2:01.816	3:31.408	38	2:15.909	+18.693	+1.381	27	1:57.325		-3.331
								39	2:23.720	+26.504	+7.811				

Orbits

Livetimeing und Listen siehe www.zeitnahmeteam.de

Gedruckt: 30.08.2015 18:20:10





TripleMMM & HPS

Sonntag Freies Fahren

Lausitzring 4,625 Km

1Turn - 24Turn

30.08.2015 09:00

Training started at 9:00:54

Lap	Lap Tm	Diff	Abst.	Lap	Lap Tm	Diff	Abst.	Lap	Lap Tm	Diff	Abst.	Lap	Lap Tm	Diff	Abst.
28	2:04.906	+7.581	+7.581	5	1:58.914	+1.422	+0.160	5	2:01.188	+3.244	+2.061	9	2:05.568	+7.319	+1.051
29	1:06:39.764	:42.439	:34.858	6	1:58.793	+1.301	-0.121	p6	2:27.685	+29.741	+26.497	10	2:04.902	+6.653	-0.666
30	1:59.673	+2.348	1:40.091	p7	2:09.586	+12.094	+10.793	7	1:12:51.243	:53.299	:23.558	p11	2:17.346	+19.097	+12.444
31	2:26.159	+28.834	+26.486	8	3:05:28.071	30.579	:18.485	8	2:03.164	+5.220	:48.079	12	2:28:21.454	:23.205	:04.108
32	1:12:07.389	:10.064	:41.230	9	2:03.140	+5.648	:24.931	9	1:57.944		-5.220	13	2:04.263	+6.014	:17.191
33	2:00.443	+3.118	:06.946	10	2:08.822	+11.330	+5.682	10	1:58.416	+0.472	+0.472	14	2:03.333	+5.084	-0.930
34	2:01.298	+3.973	+0.855	11	1:58.124	+0.632	-10.698	11	1:59.418	+1.474	+1.002	15	2:02.675	+4.426	-0.658
35	1:58.382	+1.057	-2.916	12	1:57.492		-0.632	12	1:58.379	+0.435	-1.039	16	2:02.838	+4.589	+0.163
36	2:00.077	+2.752	+1.695	p13	2:07.408	+9.916	+9.916	p13	2:50.055	+52.111	+51.676	p17	2:13.961	+15.712	+11.123
37	2:06.328	+9.003	+6.251					p14	1:06:47.386	:49.442	:57.331	18	1:11:05.105	:06.856	:51.144
				(68) Blacky				15	2:16:19.695	:21.751	:32.309	19	2:02.221	+3.972	:02.884
				1				16	2:01.903	+3.959	1:17.792	20	1:58.794	+0.545	-3.427
(254) Marcel Miles				2	2:03.148	+5.632		17	2:03.207	+5.263	+1.304	p21	2:29.553	+31.304	+30.759
p1	1:59:21.490	:24.156		3	2:01.955	+4.439	-1.193	18	2:01.160	+3.216	-2.047	22	1:11:44.094	:45.845	:14.541
2	2:06.167	+8.833	1:15.323	4	2:00.632	+3.116	-1.323	19	2:00.994	+3.050	-0.166	23	2:00.000	+1.751	:44.094
3	2:01.285	+3.951	-4.882	5	2:00.507	+2.991	-0.125	20	2:00.983	+3.039	-0.011	24	1:59.810	+1.561	-0.190
4	1:59.940	+2.606	-1.345	p6	2:23.662	+26.146	+23.155	21	2:00.149	+2.205	-0.834	25	1:58.249		-1.561
5	2:12.601	+15.267	+12.661	7	1:08:21.753	24.237	:58.091	22	1:59.289	+1.345	-0.860	p26	2:08.439	+10.190	+10.190
p6	1:10:13.026	:15.692	:00.425	p8	2:24.008	+26.492	5:57.745	p23	2:37.825	+39.881	+38.536				
8	1:59.879	+2.545	:13.147	9	1:13:56.010	58.494	1:32.002	24	1:04:10.217	:12.273	:32.392	(83) Joachim Streck			
9	1:58.360	+1.026	-1.519	10	1:59.597	+2.081	1:56.413	25	2:02.302	+4.358	:07.915	1			
10	1:58.903	+1.569	+0.543	11	1:59.170	+1.654	-0.427	p26	2:20.432	+22.488	+18.130	2	2:06.992	+8.660	
11	2:16.085	+18.751	+17.182	12	1:59.762	+2.246		27	6:28.923	4:30.979	-4:08.491	3	2:07.338	+9.006	+0.346
12	1:59.005	+1.671	-17.080	13	1:57.516		-2.246	28	1:58.936	+0.992	-4:29.987	4	2:04.695	+6.363	-2.643
13	1:57.564	+0.230	-1.441	14	1:58.601	+1.085	+1.085	p29	2:19.938	+21.994	+21.002	p5	2:16.228	+17.896	+11.533
p14	2:08.197	+10.863	+10.633	15	2:03.305	+5.789	+4.704	(499) Markus Herms				6	1:16:27.104	:28.772	:10.876
15	1:05:36.262	:38.928	:28.065	16	1:59.150	+1.634	-4.155	1				7	2:00.798	+2.466	1:26.306
16	1:57.334		:38.928	p17	2:21.616	+24.100	+22.466	2	2:03.144	+4.968		8	2:03.784	+5.452	+2.986
17	1:58.514	+1.180	+1.180	(710) Walter Horbank				3	2:03.560	+5.384	+0.416	9	2:03.499	+5.167	-0.285
18	1:58.836	+1.502	+0.322	1				4	2:02.460	+4.284	-1.100	p10	2:11.189	+12.857	+6.909
19	1:59.483	+2.149	+0.647	2	2:03.907	+6.281		5	2:02.862	+4.686	+0.402	11	3:24:36.858	:38.526	:25.669
20	2:00.077	+2.743	+0.594	3	1:59.754	+2.128	-4.153	6	2:00.871	+2.695	-1.991	12	2:03.085	+4.753	:33.773
p21	2:12.076	+14.742	+11.999	4	1:58.729	+1.103	-1.025	7	2:01.512	+3.336	+0.641	p13	2:10.246	+11.914	+7.161
				p5	2:04.554	+6.928	+5.825	8	2:01.990	+3.814	+0.478	14	2:22.460	+24.128	+12.214
(544) Rene Noack				p6	2:34:17.720	20.094	:13.166	9	2:07.904	+9.728	+5.914	15	2:00.754	+2.422	-21.706
1				7	2:16:22.490	24.864	17:55.230	10	2:14.237	+16.061	+6.333	16	1:58.986	+0.654	-1.768
2	2:08.499	+11.131		8	2:01.479	+3.853	4:21.011	11	1:02:59.019	:00.843	:44.782	17	2:00.353	+2.021	+1.367
3	2:06.786	+9.418	-1.713	9	1:58.217	+0.591	-3.262	12	1:38.719	-19.457	1:20.300	p18	2:16.671	+18.339	+16.318
4	2:03.469	+6.101	-3.317	10	2:00.789	+3.163	+2.572	13	2:06.190	+8.014	+27.471	19	1:06:28.823	:30.491	:12.152
5	2:03.477	+6.109	+0.008	p11	2:06.816	+9.190	+6.027	14	2:03.026	+4.850	-3.164	20	2:02.028	+3.696	1:26.795
6	1:58.598	+1.230	-4.879	12	2:29.092	+31.466	+22.276	15	2:01.508	+3.332	-1.518	p21	2:21.215	+22.883	+19.187
7	1:59.423	+2.055	+0.825	p13	2:05.680	+8.054	-23.412	16	1:58.362	+0.186		22	5:38.453	3:40.121	:317.238
8	2:05.505	+8.137	+6.082	14	1:08:47.490	49.864	:41.810	17	1:58.176		-0.186	23	1:58.332		-3:40.121
p9	2:11.891	+14.523	+6.386	15	1:58.523	+0.897	:48.967	18	2:02.073	+3.897	+3.897	p24	2:05.247	+6.915	+6.915
10	3:22:43.736	:46.368	:31.845	16	1:57.626		-0.897	p19	2:17.122	+18.946	+15.049	(169) Henrik Müller			
11	2:11.085	+13.717	:32.651	p17	2:19.474	+21.848	-21.848	20	45:08.638	1:10.462	2:51.516	1			
12	2:06.771	+9.403	-4.314	18	5:02.003	3:04.377	-2:42.529	p21	3:02.650	1:04.474	1:205.988	2	7:01.414	5:03.072	
13	2:06.574	+9.206	-0.197	p19	2:12.208	+14.582	-2:49.795	22	1:55:22.769	:24.593	:20.119	3	2:11.916	+13.574	-4:49.498
14	2:05.501	+8.133	-1.073	20	1:05:52.463	54.837	:40.255	23	2:04.106	+5.930	:18.663	4	2:07.467	+9.125	-4.449
15	2:04.916	+7.548	-0.585	21	1:59.179	+1.553	:53.284	24	1:59.783	+1.607	-4.323	5	2:01.803	+3.461	-5.864
16	2:05.557	+8.189	+0.641	22	1:59.045	+1.419	-0.134	25	1:59.485	+1.309	-0.298	p6	2:22.714	+24.372	+20.911
17	1:59.835	+2.467	-5.722	23	1:58.849	+1.223	-0.196	26	1:58.821	+0.645	-0.664	7	1:03:48.093	:49.751	:25.379
18	1:57.368		-2.467	24	1:59.655	+2.029	+0.806	27	1:58.324	+0.148	-0.497	8	2:01.097	+2.755	1:46.996
p19	2:14.663	+17.295	+17.295	p25	2:09.157	+11.531	+9.502	28	1:58.749	+0.573	+0.425	9	2:05.703	+7.361	+4.606
20	1:01:52.922	:55.554	9:38.259	(577) Thomas Mertens				29	1:58.639	+0.463	-0.110	10	2:02.699	+4.357	-3.004
21	2:07.618	+10.250	9:45.304	1				p30	2:39.106	+40.930	+40.467	11	2:01.796	+3.454	-0.903
22	2:03.756	+6.388	-3.862	2	2:03.609	+5.966		(77) Moritz Pflingsten				12	2:03.001	+4.659	+1.205
23	2:05.083	+7.715	+1.327	3	1:57.643		-5.966	1				13	2:00.842	+2.500	-2.159
24	2:03.799	+6.431	-1.284	p4	2:14.034	+16.391	+16.391	2	2:06.828	+8.579		14	2:02.311	+3.969	+1.469
25	2:03.943	+6.575	+0.144	(71) Lutz Bräuer				3	2:07.528	+9.279	+0.700	15	2:01.709	+3.367	-0.602
p26	2:31.735	+34.367	+27.792	1				4	2:05.105	+6.856	-2.423	16	3:03:46.413	:48.071	:44.704
				2	2:05.797	+7.853		p5	2:20.679	+22.430	+15.574	17	2:00.946	+2.604	1:45.467
(222) Dennis Konrad				3	2:00.969	+3.025	-4.828	6	2:12:37.162	:38.913	:16.483	18	1:59.082	+0.740	-1.864
1				4	1:59.127	+1.183	-1.842	7	2:02.900	+4.651	:34.262	19	2:01.440	+3.098	-2.358
2	2:02.555	+5.063						8	2:04.517	+6.268	+1.617	20	1:58.342		-3.098
3	1:59.479	+1.987	-3.076									21	1:59.799	+1.457	+1.457
4	1:58.754	+1.262	-0.725												

Orbits

Livetimeing und Listen siehe www.zeitnahmeteam.de

Gedruckt: 30.08.2015 18:20:10



ite 8/23



TripleMMM & HPS

Sonntag Freies Fahren

Lausitzring 4,625 Km

1Turn - 24Turn

30.08.2015 09:00

Training started at 9:00:54

Lap	Lap Tm	Diff	Abst.	Lap	Lap Tm	Diff	Abst.	Lap	Lap Tm	Diff	Abst.	Lap	Lap Tm	Diff	Abst.
22	2:19.271	+20.929	+19.472	8	2:08:07.919	09.368	:37.139	9	2:00.013	+1.230	3:17.802	2	2:06.097	+6.893	
23	3:20.493	1:22.151	-1:01.222	9	1:58.551		3:09.368	10	2:04.174	+5.391	+4.161	3	2:00.963	+1.759	-5.134
24	2:12.862	+14.520	-1:07.631	10	1:59.504	+0.953	+0.953	11	2:05.061	+6.278	+0.887	4	1:59.204		-1.759
25	1:01:45.070	1:46.728	9:32.208	11	2:01.086	+2.535	+1.582	12	1:58.783		-6.278	5	2:00.814	+1.610	+1.610
26	2:00.842	+2.500	19:44.228	12	2:00.606	+2.055	-0.480	13	1:58.862	+0.079	+0.079	p6	2:29.369	+30.165	+28.555
27	1:59.856	+1.514	-0.986	13	2:01.420	+2.869	+0.814	14	2:00.137	+1.354	+1.275	7	1:11:33.169	:33.965	:30.800
28	1:59.271	+0.929	-0.585	14	2:02.344	+3.793	+0.924	15	2:00.672	+1.889	+0.535	8	2:02.959	+3.755	:30.210
29	1:59.023	+0.681	-0.248	15	2:01.636	+3.085	-0.708	16	2:11.284	+12.501	+10.612	9	2:00.679	+1.475	-2.280
30	1:58.896	+0.554	-0.127	16	2:17.802	+19.251	+16.166	17	1:06:07.792	:09.009	:56.508	10	2:01.099	+1.895	+0.420
31	2:21.880	+23.538	+22.984	17	2:22:23.164	24.613	:05.362	18	2:00.914	+2.131	1:06.878	11	2:07.368	+8.164	+6.269
32	1:08:58.492	:00.150	:36.612	18	2:05.336	+6.785	:17.828	19	2:23.051	+24.268	+22.137	12	2:02.352	+3.148	-5.016
33	2:02.838	+4.496	3:55.654	19	2:18.565	+20.014	+13.229					13	2:10.661	+11.457	+8.309
34	1:59.183	+0.841	-3.655					(998) Hans Böhm				14	3:23:33.793	:34.589	:23.132
35	1:58.349	+0.007	-0.834	(146) Ralf Müller				1	2:04.962	+6.123		15	2:01.341	+2.137	1:32.452
36	2:06.705	+8.363	+8.366	1				2	2:01.081	+2.242	-3.881	16	2:06.315	+7.111	+4.974
37	2:57.478	+59.136	+50.773	2	2:11.257	+12.578		3	2:01.262	+2.423	+0.181	17	2:04.397	+5.193	-1.918
38	2:01.347	+3.005	-0.613	3	2:06.531	+7.852	-4.726	4	2:04.925	+6.086	+3.663	18	2:01.367	+2.163	-3.030
39	1:59.856	+1.514	-1.491	4	2:05.322	+6.643	-1.209	5	2:04.925	+6.086	+3.663	19	2:02.058	+2.854	+0.691
40	2:10.125	+11.783	+10.269	5	2:02.044	+3.365	-3.278	p6	2:15.242	+16.403	+10.317	20	2:00.830	+1.626	-1.228
				6	2:08.466	+9.787	+6.422	7	1:09:19.408	:20.569	:04.166	21	2:08.882	+9.678	+8.052
				7	2:04.960	+6.281	-3.506	8	2:07.000	+8.161	7:12.408	22	1:07:03.743	:04.539	:54.861
(141) Maik Körner				p8	2:11.613	+12.934	+6.653	9	2:04.929	+6.090	-2.071	23	2:05.070	+5.866	1:58.673
1				9	1:04:24.087	25.408	:12.474	10	2:00.261	+1.422	-4.668	24	2:03.884	+4.680	-1.186
2	2:07.007	+8.484		10	2:08.638	+9.959	2:15.449	11	2:02.565	+3.726	+2.304	25	2:29.319	+30.115	+25.435
3	2:03.300	+4.777	-3.707	11	2:06.819	+8.140	-1.819	12	1:58.839		-3.726	26	4:40.977	2:41.773	+2:11.658
4	2:03.892	+5.369	+0.592	12	2:03.236	+4.557	-3.583	13	1:59.603	+0.764	+0.764	27	2:00.925	+1.721	-2:40.052
5	2:05.340	+6.817	+1.448	13	2:03.507	+4.828	+0.271	14	2:02.589	+3.750	+2.986	28	2:17.138	+17.934	+16.213
p6	2:20.460	+21.937	+15.120	14	1:58.679		-4.828	15	2:28.241	+29.402	+25.652	29	1:03:00.009	:00.805	:42.871
7	1:09:31.555	:33.032	:1:11.095	15	2:00.900	+2.221	+2.221	16	1:04:11.239	:12.400	:42.998	30	2:02.068	+2.864	:57.941
8	2:04.351	+5.828	7:27.204	16	2:06.029	+7.350	+5.129	17	2:18:20.329	:21.490	:09.090	31	2:04.357	+5.153	+2.289
9	2:02.881	+4.358	-1.470	17	2:13.853	+15.174	+7.824	18	1:59.592	+0.753	3:20.737	32	2:05.538	+6.334	+1.181
10	2:11.397	+12.874	+8.516	18	3:22:39.274	40.595	:25.421	19	2:01.637	+2.798	+2.045	33	2:01.455	+2.251	-4.083
11	53:04.541	1:06.018	0:53.144	19	2:10.544	+11.865	3:28.730	20	2:00.516	+1.677	-1.121	34	2:06.700	+7.496	+5.245
12	2:02.596	+4.073	3:101.945	20	2:07.186	+8.507	-3.358	21	2:00.747	+1.908	+0.231	35	2:01.261	+2.057	-5.439
13	1:59.679	+1.156	-2.917	21	2:06.886	+8.207	-0.300	22	2:14.038	+15.199	+13.291	36	2:01.446	+2.242	+0.185
14	1:58.862	+0.339	-0.817	22	2:05.214	+6.535	-1.672	23	1:10:46.539	:47.700	:32.501	37	2:13.948	+14.744	+12.502
15	1:58.766	+0.243	-0.096	23	2:05.611	+6.932	+0.397	24	2:01.246	+2.407	3:45.293				
16	1:58.523		-0.243	24	2:06.524	+7.845	+0.913	25	1:59.033	+0.194	-2.213				
17	2:00.128	+1.605	+1.605	25	2:02.706	+4.027	-3.818	26	2:29.440	+30.601	+30.407				
18	2:02.036	+3.513	+1.908	26	2:04.424	+5.745	+1.718	27	1:12:22.455	:23.616	:53.015				
19	2:16.600	+18.077	+14.564	27	2:10.460	+11.781	+6.036	28	2:01.562	+2.723	3:20.893				
20	2:22:53.016	:54.493	:36.416	28	1:01:46.182	1:47.503	9:35.722	29	2:01.877	+3.038	+0.315				
21	2:03.253	+4.730	3:49.763	29	2:02.677	+8.979	39:38.524	30	2:01.100	+2.261	-0.777				
22	2:02.677	+4.154	-0.576	30	2:03.877	+5.198	-3.781	31	2:02.163	+3.324	+1.063				
23	2:02.002	+3.479	-0.675	31	2:05.085	+6.406	+1.208	32	2:18.090	+19.251	+15.927				
24	2:02.257	+3.734	+0.255	32	2:03.677	+4.998	-1.408								
25	2:02.467	+3.944	+0.210	33	2:03.995	+5.316	+0.318								
26	2:05.379	+6.856	+2.912	34	2:29.538	+30.859	+25.543								
27	2:01.565	+3.042	-3.814	35	1:07:07.513	08.834	:37.975								
28	2:13.843	+15.320	+12.278	36	2:04.524	+5.845	5:02.989								
29	1:04:40.124	:41.601	:26.281	37	2:07.875	+9.196	+3.351								
30	2:02.104	+3.581	2:38.020	38	2:03.684	+5.005	-4.191								
31	2:02.945	+4.422	+0.841	39	2:05.740	+7.061	+2.056								
32	2:29.887	+31.364	+26.942	40	2:03.757	+5.078	-1.983								
33	1:12:10.762	:12.239	:40.875	41	2:05.638	+6.959	+1.881								
34	2:03.961	+5.438	3:06.801	42	2:04.447	+5.768	-1.191								
35	2:03.719	+5.196	-0.242	43	2:19.497	+20.818	+15.050								
36	2:04.244	+5.721	+0.525												
37	2:12.320	+13.797	+8.076												
				(96) Oliver Toups											
(194) Mathias Habetha				1											
1				2	2:06.147	+7.364									
2	2:04.495	+5.944		3	2:02.505	+3.722	-3.642								
3	2:03.239	+4.688	-1.256	4	2:01.614	+2.831	-0.891								
4	2:03.351	+4.800	+0.112	5	1:59.753	+0.970	-1.861								
5	2:04.029	+5.478	+0.678	p6	2:33.740	+34.957	+33.987								
6	2:01.829	+3.278	-2.200	p7	2:31:20.730	21.947	:46.990								
p7	2:30.780	+32.229	+28.951	8	2:15:17.815	19.032	16:02.915								
				(104) Philip Schrape											
				1											
				2	2:06.524	+7.387									
				3	2:04.943	+5.806	-1.581								
				4	2:00.607	+1.470	-4.336								
				5	1:59.137		-1.470								
				p6	2:23.045	+23.908	+23.908								
				p7	2:30:11.141	:12.004	:48.096								
				8	2:16:52.363	:53.226	13:18.778								
				9	2:02.041	+2.904	1:50.322								
				10	2:03.495	+4.358	+1.454								
				11	2:06.486	+7.349	+2.991								
				12	2:04.334	+5.197	-2.152								
				13	2:02.724	+3.587	-1.610								
				14	2:07.854	+8.717	+5.130								
				15	1:10:01.505	:02.368	:53.651								
				16	2:01.149	+2.012	3:00.356								
				17	2:23.125	+23.988	+21.976								
				(118) Andy Paul											
				1											
				2	2:09.862	+10.463									
				3	2:05.795	+6.396	-4.067								
				4	2:04.273	+4.874	-1.522								
				5	2:06.676	+7.277	+2.403								



TripleMM & HPS

Sonntag Freies Fahren

Lausitzring 4,625 Km

1Turn - 24Turn

30.08.2015 09:00

Training started at 9:00:54

Lap	Lap Tm	Diff	Abst.	Lap	Lap Tm	Diff	Abst.	Lap	Lap Tm	Diff	Abst.	Lap	Lap Tm	Diff	Abst.
12	2:04.096	+4.697	+0.035	12	2:06.880	+7.305	-1.762	(51) Thomy Ulrich				(561) Winfried Mende			
13	2:01.519	+2.120	-2.577	13	2:03.396	+3.821	-3.484	1				1			
14	2:03.274	+3.875	+1.755	14	2:04.687	+5.112	+1.291	2	2:00.944	+1.236		2	2:04.953	+5.201	
15	2:29.441	+30.042	+26.167	15	1:59.575		-5.112	3	2:00.637	+0.929	-0.307	3	2:02.744	+2.992	-2.209
16	3:24:59.230	:59.831	:29.789	16	2:01.688	+2.113	+2.113	4	2:03.522	+3.814	+2.885	4	2:02.578	+2.826	-0.166
17	2:08.902	+9.503	:50.328	17	2:02.955	+3.380	+1.267	5	2:01.582	+1.874	-1.940	5	2:01.641	+1.889	-0.937
18	2:04.244	+4.845	-4.658	18	2:13.021	+13.446	+10.066	p6	2:13.699	+13.991	+12.117	6	2:01.286	+1.534	-0.355
19	2:04.975	+5.576	+0.731	19	3:22:15.444	15.869	:02.423	7	1:09:44.882	:45.174	:31.183	p7	2:25.021	+25.269	+23.735
20	2:03.797	+4.398	-1.178	20	2:01.707	+2.132	:13.737	8	2:02.817	+3.109	:42.065	8	1:07:33.086	:33.334	:08.065
21	2:13.635	+14.236	+9.838	21	2:04.602	+5.027	+2.895	9	1:59.907	+0.199	-2.910	9	2:02.980	+3.228	:30.106
22	1:09:43.846	:44.447	:30.211	22	2:03.156	+3.581	-1.446	10	2:03.492	+3.784	+3.585	10	2:01.400	+1.648	-1.580
23	2:04.153	+4.754	:39.693	23	2:00.302	+0.727	-2.854	11	2:00.733	+1.025	-2.759	11	1:59.951	+0.199	-1.449
24	2:03.224	+3.825	-0.929	24	2:01.101	+1.526	+0.799	12	2:00.307	+0.599	-0.426	12	2:00.742	+0.990	+0.791
25	2:03.450	+4.051	+0.226	25	2:01.760	+2.185	+0.659	13	1:59.708		-0.599	13	1:59.752		-0.990
26	2:02.527	+3.128	-0.923	26	2:03.982	+4.407	+2.222	14	2:16.997	+17.289	+17.289	14	2:00.815	+1.063	+1.063
27	2:16.305	+16.906	+13.778	27	2:01.939	+2.364	-2.043	15	3:23:59.876	:00.168	:42.879	15	2:00.243	+0.491	-0.572
28	1:09:33.821	:34.422	:17.516	28	2:17.109	+17.534	+15.170	16	2:13.664	+13.956	:46.212	16	2:13.283	+13.531	+13.040
29	2:03.053	+3.654	:30.768	29	1:01:07.160	:07.585	8:50.051	17	2:17.646	+17.938	+3.982	17	1:05:24.635	:24.883	:11.352
30	2:02.360	+2.961	-0.693	30	2:03.296	+3.721	:903.864	18	2:20.194	+20.486	+2.548	18	2:56.607	+56.855	:28.028
31	2:00.958	+1.559	-1.402	31	2:02.733	+3.158	-0.563	19	1:14:07.929	:08.221	:47.735	19	2:15:10.769	:11.017	:14.162
32	1:59.399		-1.559	32	2:02.959	+3.384	+0.226	20	2:06.781	+7.073	:01.148	20	2:02.985	+3.233	:07.784
33	1:59.774	+0.375	+0.375	33	2:03.852	+4.277	+0.893	(116) Philipp Zobel				21	2:03.696	+3.944	+0.711
34	2:13.292	+13.893	+13.518	34	2:02.218	+2.643	-1.634	1				22	2:02.943	+3.191	-0.753
				35	2:04.091	+4.516	+1.873	2	2:11.689	+11.970		23	2:01.343	+1.591	-1.600
				36	2:16.973	+17.398	+12.882	3	2:12.953	+13.234	+1.264	24	2:02.325	+2.573	+0.982
				37	1:06:27.608	28.033	:10.635	4	2:07.791	+8.072	-5.162	25	2:00.305	+0.553	-2.020
				38	2:00.082	+0.507	:27.526	5	2:05.360	+5.641	-2.431	26	2:01.522	+1.770	+1.217
				39	2:01.218	+1.643	+1.136	6	2:03.700	+3.981	-1.660	27	2:18.964	+19.212	+17.442
				40	2:01.243	+1.668	+0.025	7	2:36.949	+37.230	+32.249	28	1:04:43.603	:43.851	:24.639
				41	2:01.374	+1.799	+0.131	8	2:03.986	+4.267	-32.963	29	2:03.452	+3.700	:40.151
				42	2:01.363	+1.788	-0.011	9	2:22.450	+22.731	+18.464	30	2:01.395	+1.643	-2.057
				43	2:01.739	+2.164	+0.376	p9	2:22.540	+22.731	+18.464	31	2:28.152	+28.400	+26.757
				44	2:00.832	+1.257	-0.907	10	1:03:01.071	:01.352	:38.621				
				45	2:08.675	+9.100	+7.843	11	2:09.160	+9.441	0:51.911				
								12	2:07.416	+7.697	-1.744	(31_2) Fuzzy			
								13	2:05.768	+6.049	-1.648	1			
								14	2:07.879	+8.160	+2.111	2	2:05.686	+5.934	
								15	2:04.601	+4.882	-3.278	3	2:02.340	+2.588	-3.346
								16	2:03.012	+3.293	-1.589	4	2:03.768	+4.016	+1.428
								17	2:04.329	+4.610	+1.317	5	2:01.869	+2.117	-1.899
								18	2:15.600	+15.881	+11.271	6	2:00.614	+0.862	-1.255
								19	44:53.110	:53.391	:23.750	p7	2:45.515	+45.763	+44.901
								20	2:46.565	+46.846	:206.545	8	1:07:35.742	:35.990	:50.227
								21	2:15:20.078	:20.359	:33.513	9	1:59.752		:35.990
								22	2:05.573	+5.854	:14.505	10	2:00.450	+0.698	+0.698
								23	2:08.896	+9.177	+3.323	11	2:00.483	+0.731	+0.033
								24	2:04.263	+4.544	-4.633	12	2:00.607	+0.855	+0.124
								25	2:02.761	+3.042	-1.502	13	2:00.732	+0.980	-0.125
								26	2:03.016	+3.297	+0.255	14	2:00.183	+0.431	-0.549
								27	2:02.157	+2.438	-0.859	15	2:12.945	+13.193	+12.762
								28	2:04.885	+5.166	+2.728	16	1:07:20.637	:20.885	:07.692
								29	2:23.750	+24.031	+18.865	17	2:17:01.961	:02.209	:41.324
								30	1:04:42.101	:42.382	:18.351	18	2:02.096	+2.344	+15.865
								31	2:03.260	+3.541	:38.841	19	2:00.622	+0.870	-1.474
								32	2:19.754	+20.035	+16.494	20	2:01.087	+1.335	+0.465
								33	6:58.110	:45.391	:438.356	21	2:01.426	+1.674	+0.339
								34	2:19.294	+19.575	-4:38.816	22	2:01.580	+1.828	+0.154
								35	1:04:30.876	:31.157	:11.582	23	2:01.560	+1.808	-0.020
								36	2:03.988	+4.269	:26.888	24	2:00.427	+0.675	-1.133
								37	2:04.686	+4.967	+0.698	25	2:13.069	+13.317	+12.642
								38	2:00.652	+0.933	-4.034				
								39	2:01.682	+1.963	+1.030	(170) Andreas Eder			
								40	1:59.719		-1.963	1			
								41	2:01.358	+1.639	+1.639	2	2:02.945	+3.132	
								42	2:00.674	+0.955	-0.684	3	2:03.496	+3.683	+0.551
								43	2:17.222	+17.503	+16.548	4	2:04.345	+4.532	+0.849
												5	2:01.410	+1.597	-2.935
												p6	2:28.242	+28.429	+26.832

Orbits

Livetimeing und Listen siehe www.zeitnahmeteam.de

Gedruckt: 30.08.2015 18:20:10



10/23



TripleMMM & HPS

Sonntag Freies Fahren

Lausitzring 4,625 Km

1Turn - 24Turn

30.08.2015 09:00

Training started at 9:00:54

Lap	Lap Tm	Diff	Abst.	Lap	Lap Tm	Diff	Abst.	Lap	Lap Tm	Diff	Abst.	Lap	Lap Tm	Diff	Abst.
p7	2:30:01.738	-01.925	:33.496	14	1:08:28.759	28.817	-01.463	11	2:06.048	+5.960	+1.599	14	2:29.427	+28.838	+26.672
8	2:16:45.931	-46.118	13:15.807	15	2:16:17.561	17.619	:48.802	12	2:01.850	+1.762	-4.198	15	3:22:35.608	:35.019	:06.181
9	2:01.689	+1.876	1:44.242	16	2:08.714	+8.772	1:08.847	13	2:03.124	+3.036	+1.274	16	2:09.637	+9.048	:25.971
10	2:04.628	+4.815	+2.939	17	2:06.114	+6.172	-2.600	14	2:00.088		-3.036	17	2:04.595	+4.006	-5.042
11	2:05.238	+5.425	+0.610	18	2:06.098	+6.156	-0.016	15	2:20.825	+20.737	+20.737	18	2:09.897	+9.308	+5.302
12	2:01.012	+1.199	-4.226	19	2:04.906	+4.964	-1.192	16	43:23.455	1:23.367	1:02.630	19	2:03.493	+2.904	-6.404
13	1:59.813		-1.199	20	2:05.928	+5.986	+1.022	17	2:02.600	+2.512	1:120.855	20	2:05.093	+4.504	+1.600
14	2:01.884	+2.071	+2.071	21	2:13.223	+13.281	+7.295	18	2:01.712	+1.624	-0.888	21	2:02.889	+2.300	-2.204
15	2:08.996	+9.183	+7.112	22	1:08:05.831	05.889	:52.608	19	2:03.341	+3.253	+1.629	22	2:04.291	+3.702	+1.402
16	1:08:05.036	-05.223	:56.040	23	2:05.023	+5.081	:00.808	20	2:00.601	+0.513	-2.740	23	2:39.499	+38.910	+35.208
17	2:00.124	+0.311	:04.912	24	2:02.022	+2.080	-3.001	21	2:00.585	+0.497	-0.016	24	1:04:00.638	:00.049	:21.139
18	2:24.911	+25.098	+24.787	25	2:29.886	+29.944	+27.864	22	2:01.273	+1.185	+0.688	25	2:04.903	+4.314	1:55.735
(701) Mathias Weisshaupt				26	1:11:55.788	55.846	:25.902	23	2:27.791	+27.703	+26.518	26	2:20.825	+20.236	+15.922
1				27	2:03.416	+3.474	:52.372	24	2:24:37.253	:37.165	:09.462	27	1:13:38.697	:38.108	1:17.872
2	2:03.470	+3.614		28	2:09.089	+9.147	+5.673	25	2:04.067	+3.979	2:33.186	28	2:02.032	+1.443	1:36.665
3	2:03.469	+3.613	-0.001	29	2:03.155	+3.213	-5.934	26	2:02.067	+1.979	-2.000	29	2:03.405	+2.816	+1.373
4	2:04.423	+4.567	+0.954	30	1:59.942		-3.213	27	2:03.738	+3.650	+1.671	30	2:02.370	+1.781	-1.035
5	2:03.738	+3.882	-0.685	31	2:02.498	+2.556	+2.556	28	2:05.706	+5.618	+1.968	31	2:00.589		-1.781
6	2:40.888	+41.032	+37.150	32	2:05.584	+5.642	+3.086	29	2:05.532	+5.444	-0.174	32	2:01.916	+1.327	+1.327
7	1:10:17.523	:17.667	:36.635	33	2:00.183	+0.241	-5.401	30	2:16.588	+16.500	+11.056	33	2:01.059	+0.470	-0.857
8	2:02.155	+2.299	:15.368	34	2:20.296	+20.354	+20.113	31	1:08:10.173	:10.085	:53.585	34	2:02.013	+1.424	+0.954
9	2:03.632	+3.776	+1.477	(195) Andreas Reich				32	2:05.475	+5.387	:04.698	35	2:28.973	+28.384	+26.960
10	2:03.193	+3.337	-0.439	1				33	2:03.165	+3.077	-2.310	(97) Christian Rohrer			
11	2:02.571	+2.715	-0.622	2	2:06.611	+6.603		34	2:32.069	+31.981	+28.904	1			
12	2:01.810	+1.954	-0.761	3	2:03.676	+3.668	-2.935	35	4:36.860	2:36.772	-2:04.791	2	2:16.354	+15.763	
13	2:18.310	+18.454	+16.500	4	4:13.035	2:13.027	-2:09.359	36	2:04.587	+4.499	-2:32.273	3	2:14.757	+14.166	-1.597
14	1:08:40.312	:40.456	:22.002	5	2:01.899	+1.891	-2:11.136	37	2:20.914	+20.826	+16.327	4	2:14.891	+14.300	+0.134
15	2:15:45.064	:45.208	:04.752	6	2:04.346	+4.338	+2.447	(18) Daniel Röhr				5	2:06.129	+5.538	-8.762
16	2:02.393	+2.537	:42.671	7	2:02.381	+2.373	-1.965	1				6	2:05.240	+4.649	-0.889
17	2:00.698	+0.842	-1.695	8	2:12.684	+12.676	+10.303	2	2:07.299	+6.945		7	2:06.254	+5.663	+1.014
18	1:59.856		-0.842	9	1:04:02.752	02.744	:50.068	3	2:03.592	+3.238	-3.707	8	2:04.804	+4.213	-1.450
19	2:01.882	+2.026	+2.026	10	2:04.119	+4.111	1:58.633	4	2:03.522	+3.168	-0.070	p9	2:12.166	+11.575	+7.362
20	2:02.454	+2.598	+0.572	11	2:05.618	+5.610	+1.499	5	2:00.354		-3.168	10	1:03:33.896	:33.305	:21.730
21	2:05.355	+5.499	+2.901	12	2:02.523	+2.515	-3.095	6	1:52:12.336	:11.982	:11.982	11	2:05.368	+4.777	1:28.528
22	2:01.252	+1.396	-4.103	13	2:04.531	+4.523	+2.008	7	2:09.495	+9.141	:02.841	12	2:07.783	+7.192	+2.415
23	2:16.345	+16.489	+15.093	14	2:00.448	+0.440	-4.083	8	2:06.840	+6.486	-2.655	13	2:05.371	+4.780	-2.412
24	1:04:39.791	:39.935	:23.446	15	2:00.837	+0.829	+0.389	9	2:05.625	+5.271	-1.215	14	2:02.861	+2.270	-2.510
25	2:02.602	+2.746	:37.189	16	2:03.607	+3.599	+2.770	10	2:07.820	+7.466	+2.195	15	2:00.884	+0.293	-1.977
26	2:02.730	+2.874	+0.128	17	2:13.652	+13.644	+10.045	11	2:08.269	+7.915	+0.449	16	2:00.591		-0.293
27	2:30.182	+30.326	+27.452	18	46:56.374	:56.366	4:42.722	12	2:07.139	+6.785	-1.130	17	2:00.677	+0.086	+0.086
28	4:45.323	2:45.467	2:15.141	19	2:16:20.331	20.323	:23.957	13	2:34.609	+34.255	+27.470	18	2:13.985	+13.394	+13.308
29	2:16.435	+16.579	-2:28.888	20	2:06.081	+6.073	1:14.250	14	1:03:52.182	:51.828	:17.573	(42) Jens Josiger			
30	1:05:27.471	:27.615	:11.036	21	2:03.735	+3.727	-2.346	15	2:08.190	+7.836	1:43.992	1			
31	2:04.787	+4.931	:22.684	22	2:06.730	+6.722	+2.995	16	2:07.309	+6.955	-0.881	2	2:01.430	+0.826	
32	2:02.623	+2.767	-2.164	23	2:04.381	+4.373	-2.349	17	2:45.484	+45.130	+38.175	3	2:02.097	+1.493	-0.667
33	2:03.129	+3.273	+0.506	24	2:03.911	+3.903	-0.470	18	1:13:27.562	:27.208	:42.078	4	2:05.120	+4.516	+3.023
34	2:02.190	+2.334	-0.939	25	2:00.008		-3.903	19	2:06.060	+5.706	1:21.502	5	2:05.045	+4.441	-0.075
35	2:03.696	+3.840	+1.506	26	2:00.597	+0.589	+0.589	20	2:06.045	+5.691	-0.015	6	2:06.455	+5.851	+1.410
36	2:00.977	+1.121	-2.719	27	2:28.135	+28.127	+27.538	21	2:05.061	+4.707	-0.984	p7	2:16.484	+15.880	+10.029
37	2:03.118	+3.262	+2.141	28	1:04:26.332	26.324	:58.197	22	2:05.676	+5.322	+0.615	8	2:51:07.913	:07.309	:51.429
38	2:14.173	+14.317	+11.055	29	2:02.429	+2.421	:23.903	23	2:13.550	+13.196	+7.874	9	1:55:47.624	:47.020	:520.289
(911) Ronny Kühn				30	2:16.650	+16.642	+14.221	(46) Kevin Bollmann				10	2:03.214	+2.610	:44.410
1				31	6:25.527	4:25.519	-4:08.877	1				11	2:01.823	+1.219	-1.391
2	2:10.579	+10.637		32	2:16.565	+16.557	-4:08.962	2	2:10.403	+9.814		12	2:01.257	+0.653	-0.566
3	2:07.009	+7.067	-3.570	(182) Mathis Zieger				3	2:05.408	+4.819	-4.995	13	2:02.112	+1.508	+0.855
4	2:09.193	+9.251	-2.184	1				4	2:04.233	+3.644	-1.175	14	2:01.956	+1.352	-0.156
5	2:02.511	+2.569	-6.682	2	2:09.155	+9.067		5	2:05.670	+5.081	+1.437	15	2:02.527	+1.923	+0.571
6	2:18.224	+18.282	+15.713	3	2:03.599	+3.511	-5.556	p6	2:33.345	+32.756	+27.675	16	2:03.026	+2.422	+0.499
7	1:11:32.377	:32.435	:14.153	4	2:03.868	+3.780	+0.269	7	1:10:16.269	:15.680	:42.924	17	2:32.074	+31.470	+29.048
8	2:07.583	+7.641	:24.794	5	2:02.133	+2.045	-1.735	8	2:04.727	+4.138	8:11.542	18	1:04:45.133	:44.529	:13.059
9	2:03.422	+3.480	-4.161	6	2:04.205	+4.117	+2.072	9	2:03.361	+2.772	-1.366	19	2:01.759	+1.155	:43.374
10	2:05.050	+5.108	+1.628	p7	2:56.671	+56.583	+52.466	10	2:04.904	+4.315	+1.543	20	2:00.604		-1.155
11	2:01.661	+1.719	-3.389	8	1:09:10.905	10.817	:14.234	11	2:00.859	+0.270	-4.045	21	2:01.326	+0.722	+0.722
12	2:03.387	+3.445	+1.726	9	2:07.178	+7.090	:03.727	12	2:01.404	+0.815	+0.545	22	2:02.126	+1.522	+0.800
13	2:27.296	+27.354	+23.909	10	2:04.449	+4.361	-2.729	13	2:02.755	+2.166	+1.351	23	2:11.532	+10.928	+9.406

Orbits

Livetimeing und Listen siehe www.zeitnahmeteam.de

Gedruckt: 30.08.2015 18:20:10





TripleMMM & HPS

Sonntag Freies Fahren

Lausitzring 4,625 Km

1Turn - 24Turn

30.08.2015 09:00

Training started at 9:00:54

Lap	Lap Tm	Diff	Abst.	Lap	Lap Tm	Diff	Abst.	Lap	Lap Tm	Diff	Abst.	Lap	Lap Tm	Diff	Abst.
(412) Detlev Horst				(92) Benjamin Ploch				(550) Dominik Böhme				(62) Stefan Blosssey			
1				1				1				1			
2	2:09.156	+8.387		2	2:20.024	+19.117		2	2:10.816	+9.769		2	2:05.210	+4.436	
3	2:06.292	+5.523	-2.864	3	2:05.492	+4.585	-14.532	3	2:06.956	+5.909	-3.860	3	2:01.306	+0.532	-3.904
4	2:03.725	+2.956	-2.567	4	2:04.987	+4.080	-0.505	4	2:05.077	+4.030	-1.879	4	2:03.303	+2.529	+1.997
5	2:02.774	+2.005	-0.951	5	2:22.500	+21.593	+17.513	5	2:05.281	+4.234	+0.568	5	2:00.774		
6	2:04.027	+3.258	+1.253	6	1:08:00.529	59.622	:38.029	6	2:03.680	+29.633	+25.399	6	2:35.192	+34.418	+34.418
7	2:04.027	+3.258	+1.253	7	2:07.572	+6.665	:52.957	7	2:04.713	+3.666	-0.364	7			
8	2:39.466	+38.697	+35.439	8	2:01.643	+0.736	-5.929	8	2:05.213	+4.206	-0.845	8			
9	1:10:01.898	:01.129	:22.432	9	2:17.844	+16.937	+16.201	9	2:02.019	+1.112	-4.223	9			
10	2:04.348	+3.579	1:57.550	10	3:32:07.869	06.962	:50.025	10	2:02.019	+1.112	-4.223	10			
11	2:02.979	+2.210	-1.389	11	2:05.103	+4.196	:02.766	11	2:03.878	+2.831	-0.061	11			
12	2:03.422	+2.653	+0.443	12	2:13.714	+12.807	+8.611	12	2:03.706	+2.659	-0.172	12			
13	2:15.337	+14.568	+11.915	13	2:05.213	+4.306	-8.501	13	1:09:26.455	25.408	:55.775	13			
14	49:04.954	:04.185	6:49.617	14	2:05.409	+4.502	+0.196	14	2:07.904	+6.857	1:18.551	14			
15	2:03.308	+2.539	17:01.646	15	2:03.167	+2.260	-2.242	15	2:06.881	+5.834	-1.023	15			
16	2:01.408	+0.639	-1.900	16	2:06.242	+5.335	+3.075	16	2:04.784	+3.737	-2.097	16			
17	2:03.726	+2.957	+2.318	17	2:02.019	+1.112	-4.223	17	2:03.939	+2.892	-0.845	17			
	2:00.769		-2.957	18	2:13.310	+12.403	+11.291	18	2:03.878	+2.831	-0.061	18			
(62) Stefan Blosssey				(218) Fabian Böhme				(666) Mirko Beyer				(121) Mario Schüller			
1				1				1				1			
2	2:05.210	+4.436		2	2:05.392	+4.478		2	2:05.975	+4.928	+4.928	2	2:07.007	+5.846	
3	2:01.306	+0.532	-3.904	3	2:04.286	+3.372	-1.106	3	2:01.047		-2.303	3	2:02.369	+1.208	-4.638
4	2:03.303	+2.529	+1.997	4	2:04.758	+3.844	+0.472	4	2:03.350	+2.303	+0.672	4	2:02.961	+1.741	+0.533
5	2:00.774			5	2:03.632	+2.718	-1.126	5	2:02.464	+1.417	-0.240	5	2:01.962	+0.800	-0.941
6	2:35.192	+34.418	+34.418	6	2:18.939	+18.025	+15.307	6	2:03.538	+2.491	+1.074	6	2:23.744	+22.583	+21.783
(357) Rene Baumann				(218) Fabian Böhme				(666) Mirko Beyer				(121) Mario Schüller			
1				1				1				1			
2	2:05.886	+4.983		2	2:05.392	+4.478		2	2:05.975	+4.928	+4.928	2	2:07.007	+5.846	
3	2:04.266	+3.363	-1.620	3	2:04.286	+3.372	-1.106	3	2:01.047		-2.303	3	2:02.369	+1.208	-4.638
4	2:03.143	+2.240	-1.123	4	2:04.758	+3.844	+0.472	4	2:03.350	+2.303	+0.672	4	2:02.961	+1.741	+0.533
5	2:03.153	+2.250	+0.010	5	2:03.632	+2.718	-1.126	5	2:02.464	+1.417	-0.240	5	2:01.962	+0.800	-0.941
6	2:25.384	+24.481	+22.231	6	2:18.939	+18.025	+15.307	6	2:03.538	+2.491	+1.074	6	2:23.744	+22.583	+21.783
7	1:13:59.166	:58.263	1:33.782	7	1:11:38.471	37.557	:19.532	7	2:02.500	+1.453	-1.038	7	2:01.962	+0.800	-0.941
8	2:07.765	+6.862	1:51.401	8	2:03.567	+2.653	:34.904	8	2:02.500	+1.453	-1.038	8	2:23.744	+22.583	+21.783
9	2:06.433	+5.530	-1.332	9	2:03.492	+2.578	-0.075	9	2:02.704	+1.657	-0.955	9	2:03.032	+1.871	-3.586
10	2:05.746	+4.843	-0.687	10	2:02.215	+1.301	-1.277	10	2:02.464	+1.417	-0.240	10	2:02.228	+1.067	-0.804
11	2:05.460	+4.557	-0.286	11	2:02.581	+1.667	+0.366	11	2:03.538	+2.491	+1.074	11	2:01.609	+0.448	-0.619
12	2:19.171	+18.268	+13.711	12	2:03.283	+2.369	+0.702	12	2:02.500	+1.453	-1.038	12	2:03.455	+2.294	+1.846
13	1:07:21.690	:20.787	:02.519	13	2:19.816	+18.902	+16.533	13	2:14.510	+13.463	+12.010	13	2:14.111	+12.950	+10.656
14	2:16:03.313	:02.410	:41.623	14	44:34.919	:34.005	:21.503	14	1:04:51.736	50.689	:37.226	14	1:06:51.136	49.975	:37.025
15	2:02.925	+2.022	1:00.388	15	2:03.425	+2.511	12:31.494	15	2:04.285	+3.238	2:47.451	15	2:17:46.085	44.924	:54.949
16	2:03.608	+2.705	+0.683	16	2:03.416	+2.502	-0.009	16	2:04.285	+3.238	2:47.451	16	2:04.060	+2.899	:542.025
17	2:05.129	+4.226	+1.521	17	2:01.645	+0.731	-1.771	17	2:04.285	+3.238	2:47.451	17	2:02.455	+1.294	-1.605
18	2:04.816	+3.913	-0.313	18	2:01.480	+0.566	-0.165	18	2:03.757	+2.710	-0.528	18	2:03.361	+2.200	+0.906
19	2:05.028	+4.125	+0.212	19	2:02.090	+1.176	+0.610	19	2:03.592	+2.545	-2:39.695	19	2:03.278	+2.117	-0.083
20	2:05.786	+4.883		20	2:01.633	+0.719	-0.457	20	2:12.889	+11.842	+9.297	20	2:01.993	+0.832	-1.285
21	2:00.903		-4.883	21	2:23.240	+22.326	+21.607	21	2:12.889	+11.842	+9.297	21	2:03.681	+2.520	+1.688
22	2:26.834	+25.931	+25.931	22	2:23:52.760	51.846	:29.520	22	2:03.517	+2.470	+1.894	22	2:01.161		-2.520
23	1:03:33.109	:32.206	:06.275	23	2:03.550	+2.636	1:49.210	23	2:02.460	+1.413	-1.057	23	2:26.727	+25.566	+25.566
24	2:06.314	+5.411	1:26.795	24	2:07.004	+6.090	+3.454	24	2:01.098	+0.051	-1.362	24	1:04:45.419	44.258	:18.692
25	2:04.592	+3.689	-1.722	25	2:06.546	+5.632	-0.458	25	2:15.683	+14.636	+14.585	25	2:02.366	+1.205	:43.053
26	2:33.061	+32.158	+28.469	26	2:02.625	+1.711	-3.921	26	2:12.891	+11.747		26	2:22.311	+21.150	+19.945
27	4:40.431	2:39.528	-2:07.370	27	2:00.914		-1.711	27	2:32.134	+30.990	+19.243	27	5:52.571	3:51.410	-3:30.260
28	2:14.652	+13.749	-2:25.779	28	2:01.471	+0.557	+0.557	28	2:05.740	+4.596	:58.506	28	2:10.664	+9.503	-3:41.907
29	1:05:36.797	:35.894	:22.145	29	2:01.606	+0.692	+0.135	29	2:07.179	+6.035	+1.439				
30	2:05.033	+4.130	:31.764	30	2:15.865	+14.951	+14.259								
31	2:05.085	+4.182	+0.052	31	1:04:50.873	49.959	:35.008								
32	2:04.408	+3.505	-0.677	32	2:03.680	+2.766	2:47.193								
33	2:03.668	+2.765	-0.740	33	2:02.550	+2.636	1:49.210								
34	2:05.298	+4.395	+1.630	34	2:03.725	+29.811	+28.475								
35	2:06.069	+5.166	+0.771	35	4:41.998	2:41.084	+2:11.273								
36	2:03.701	+2.798	-2.368	36	2:01.780	+0.866	-2:40.218								
37	2:19.795	+18.892	+16.094	37	2:17.246	+16.332	+15.466								
				38	1:03:00.853	59.939	:43.607								
				39	2:04.222	+3.308	:56.631								
				40	2:04.182	+3.268	-0.040								
				41	2:04.068	+3.154	-0.114								
				42	2:02.342	+1.428	-1.726								

Orbits

Livetimeing und Listen siehe www.zeitnahmeteam.de

Gedruckt: 30.08.2015 18:20:10





TripleMMM & HPS

Sonntag Freies Fahren

Lausitzring 4,625 Km

1Turn - 24Turn

30.08.2015 09:00

Training started at 9:00:54

Lap	Lap Tm	Diff	Abst.	Lap	Lap Tm	Diff	Abst.	Lap	Lap Tm	Diff	Abst.	Lap	Lap Tm	Diff	Abst.
7	2:02.149	+0.982	-0.946	19	3:22:35.406	34.134	-07.829	3	2:06.807	+5.152	+1.842	13	2:05.891	+3.544	+0.425
p8	2:20.447	+19.280	+18.298	20	2:10.547	+9.275	3:24.859	4	2:02.395	+0.740	-4.412	14	2:04.434	+2.087	-1.457
9	1:04:02.948	-01.781	4:25.01	21	2:10.999	+9.727	+0.452	p5	2:15.858	+14.203	+13.463	15	2:04.245	+1.898	-0.189
10	2:02.683	+1.516	2:00.265	22	2:07.035	+5.763	-3.964	6	1:11:41.272	-39.617	25.414	16	2:03.866	+1.519	-0.379
11	2:02.250	+1.083	-0.433	23	2:05.718	+4.446	-1.317	7	2:07.990	+6.335	3:33.282	17	2:03.432	+1.085	-0.434
i12	2:40.055	+38.888	+37.805	24	2:07.175	+5.903	+1.457	8	2:04.164	+2.509	-3.826	18	2:03.401	+1.054	-0.031
i13	1:35:59.556	-58.389	1:19.501	25	2:06.514	+5.242	-0.661	9	2:04.170	+2.515	+0.006	i19	2:18.897	+16.550	+15.496
i14	1:57:45.422	-44.255	1:45.866	26	2:05.834	+4.562	-0.680	10	2:02.535	+0.880	-1.635	20	3:23:26.087	-23.740	0:7.190
15	7:55.031	5:53.864	3:50.391	i27	2:16.606	+15.334	+10.772	11	2:01.655		-0.880	21	2:11.362	+9.015	1:14.725
16	2:02.910	+1.743	-5:52.121	28	1:01:59.115	1:57.843	9:42.509	i12	2:21.441	+19.786	+19.786	22	2:07.478	+5.131	-3.884
17	2:02.212	+1.045	-0.698	29	2:02.766	+1.494	39:56.349	13	3:25:12.109	-10.454	-50.668	23	2:05.776	+3.429	-1.702
i18	2:17.595	+16.428	+15.383	30	2:01.272		-1.494	14	2:03.821	+2.166	3:08.288	24	2:05.624	+3.277	-0.152
19	1:08:14.509	-13.342	-56.914	31	2:04.715	+3.443	+3.443	15	2:01.802	+0.147	-2.019	25	2:07.530	+5.183	+1.906
20	2:01.949	+0.782	3:12.560	32	2:02.258	+0.986	-2.457	i16	2:13.105	+11.450	+11.303	26	2:05.460	+3.113	-2.070
21	2:03.309	+2.142	+1.360	33	2:04.139	+2.867	+1.881	17	1:14:47.610	-45.955	34.505	27	2:06.436	+4.089	+0.976
22	2:01.481	+0.314	-1.828	34	2:04.830	+3.558	+0.691	18	2:05.361	+3.706	2:42.249	28	2:05.874	+3.527	-0.562
23	2:01.167		-0.314	i35	2:15.738	+14.466	+10.908	19	2:21.971	+20.316	+16.610	i29	2:14.963	+12.616	+9.089
i24	2:09.366	+8.199	+8.199	36	1:06:49.686	48.414	-33.948	20	6:38.155	4:36.500	-4:16.184	30	1:00:05.935	1:03.588	7:50.972
<u>(411) Kevin Manteufel</u>				37	2:04.719	+3.447	1:44.967	i21	2:19.648	+17.993	-4:18.507	31	2:03.302	+0.955	38:02.633
1				38	2:08.765	+7.493	+4.046	<u>(727) Stephan Kube</u>				32	2:03.449	+1.102	+0.147
2	2:04.835	+3.581		39	2:05.974	+4.702	-2.791	1				33	2:03.255	+0.908	-0.194
3	2:10.405	+9.151	+5.570	40	2:02.835	+1.563	-3.139	2	2:10.949	+8.966		34	2:03.867	+1.520	+0.612
p4	2:39.812	+38.558	+29.407	41	2:03.792	+2.520	+0.957	3	2:09.111	+7.128	-1.838	35	2:02.347		-1.520
5	1:09:39.363	-38.109	-59.551	42	2:05.488	+4.216	+1.696	4	2:08.090	+6.107	-1.021	36	2:03.533	+1.186	+1.186
6	2:02.823	+1.569	7:36.540	43	2:05.506	+4.234	+0.018	5	2:08.992	+21.759	+15.652	i37	2:17.849	+15.502	+14.316
7	2:02.385	+1.131	-0.438	i44	2:17.451	+16.179	+11.945	p5	1:52:02.048	-00.065	-38.306	<u>(655) Mario Slotta</u>			
8	2:01.935	+0.681	-0.450	<u>(399) Guido Haß</u>				7	2:05.246	+3.263	3:56.802	1			
9	2:01.931	+0.677	-0.004	1				8	2:01.983		-3.263	2	2:16.898	+14.544	+18.875
i10	2:07.191	+5.937	+5.260	2	2:05.039	+3.697		9	2:03.181	+1.198	+1.198	3	2:16.023	+13.669	-0.875
11	48:12.398	3:11.144	6:05.207	3	2:04.906	+3.564	-0.133	10	2:04.744	+2.761	+1.563	4	2:07.846	+5.492	-8.177
12	2:02.661	+1.407	16:09.737	4	2:02.376	+1.034	-2.530	11	2:05.057	+3.074	+0.313	5	2:07.347	+4.993	-0.499
13	2:01.254		-1.407	p5	2:17.431	+16.089	+15.055	12	2:07.810	+5.827	+2.753	6	2:08.948	+6.594	+1.601
14	2:06.022	+4.768	+4.768	6	2:09:42.484	41.142	-25.053	i13	2:53.886	+51.903	-46.076	7	2:06.444	+4.090	-2.504
15	2:05.187	+3.933	-0.835	7	2:05.034	+3.692	7:37.450	<u>(167) Fred Kriegel</u>				p8	2:25.319	+22.965	+18.875
16	2:06.097	+4.843	+0.910	8	2:03.325	+1.983	-1.709	1				9	1:04:24.602	-22.248	-59.283
17	2:04.022	+2.768	-2.075	9	2:02.629	+1.287	-0.696	2	2:11.598	+9.332		10	2:05.580	+3.226	3:19.022
i18	2:36.653	+35.399	3:26.310	10	2:02.343	+1.001	-0.286	3	2:08.398	+6.132	-3.200	11	2:03.786	+1.432	-1.794
19	2:29:33.057	-31.803	-56.404	11	2:03.818	+2.476	+1.475	4	2:05.872	+3.606	-2.526	12	2:04.011	+1.657	+0.225
20	2:04.412	+3.158	7:28.645	12	2:01.958	+0.616	-1.860	5	2:06.676	+4.410	+0.804	13	2:04.002	+1.648	-0.009
21	2:02.423	+1.169	-1.989	i13	2:37.601	+36.259	+35.643	6	2:06.674	+25.828	+21.418	14	2:02.428	+0.074	-1.574
i22	2:16.071	+14.817	+13.648	14	2:24:49.640	48.289	-12.039	p6	2:28.094	-38.073	1:12.245	15	2:02.402	+0.048	-0.026
23	1:10:00.862	-59.608	-44.791	15	2:03.494	+2.152	2:46.146	7	1:08:40.339	-12.245	3:12.593	i16	2:22.800	+20.446	+20.398
24	2:05.456	+4.202	7:55.406	16	2:02.477	+1.135	-1.017	8	2:07.734	+5.468	3:32.605	17	3:25:07.283	-04.929	44.483
i25	2:23.148	+21.894	+17.692	17	2:04.334	+2.992	+1.857	p9	2:20.385	+18.119	+12.651	18	2:05.755	+3.401	3:01.528
26	6:17.659	4:16.405	+3:54.511	18	2:03.040	+1.698	-1.294	10	55:32.978	1:30.712	3:12.593	19	2:04.373	+2.019	-1.382
i27	2:20.631	+19.377	-3:57.028	19	2:02.106	+0.764	-0.934	11	2:05.939	+3.673	3:27.039	20	2:06.294	+3.940	+1.921
<u>(103) Marvin Schäfer</u>				20	2:02.991	+1.649	+0.885	12	2:03.431	+1.165	-2.508	21	2:06.627	+4.273	+0.333
1				21	2:01.342		-1.649	13	2:02.962	+0.696	-0.469	22	2:04.468	+2.114	-2.159
2	2:16.311	+15.039		i22	2:27.578	+26.236	+26.236	14	2:02.324	+0.058	-0.638	23	2:06.683	+4.329	+2.215
3	2:16.826	+15.554	+0.515	23	1:04:18.371	17.029	-50.793	15	2:03.207	+0.941	+0.883	24	2:05.523	+3.169	-1.160
4	2:17.323	+16.051	+0.497	24	2:02.975	+1.633	2:15.396	16	2:02.266		-0.941	i25	2:34.103	+31.749	+28.580
5	2:10.734	+9.462	-6.589	i25	2:23.771	+22.429	+20.796	17	2:36.091	+33.825	+33.825	26	1:02:13.497	-11.143	9:39.394
6	2:06.327	+5.055	-4.407	26	6:24.536	1:23.194	-4:00.765	<u>(67) Stefan Kleinmeyer</u>				27	2:07.722	+5.368	3:05.775
7	2:10.458	+9.186	+4.131	i27	2:20.220	+18.878	-4:04.316	1				28	2:05.951	+3.597	-1.771
8	2:05.825	+4.553	-4.633	28	45:45.969	1:44.627	3:25.749	2	2:06.204	+3.857		29	2:04.181	+1.827	-1.770
p9	2:24.081	+22.809	+18.256	29	2:03.224	+1.882	13:42.745	3	2:06.739	+4.392	+0.535	30	2:03.330	+0.976	-0.851
10	1:03:01.353	-00.081	-37.272	30	2:05.670	+4.328	+2.446	4	2:06.204	+3.857	-0.535	31	2:02.354		-0.976
11	2:08.781	+7.509	3:52.572	31	2:03.322	+1.980	-2.348	5	2:05.980	+3.633	-0.224	i32	2:29.732	+27.378	+27.378
12	2:06.335	+5.063	-2.446	32	2:04.960	+3.618	+1.638	6	2:07.865	+5.518	+1.885	33	1:07:58.828	-56.474	29.096
13	2:06.981	+5.709	+0.646	33	2:02.949	+1.607	-2.011	7	2:07.865	+5.518	+1.885	34	2:08.274	+5.920	3:50.554
14	2:05.332	+4.060	-1.649	34	2:04.897	+3.555	+1.948	8	2:07.971	+0.747	+0.046	35	2:07.232	+4.878	-1.042
15	2:08.081	+6.809	+2.749	i35	2:15.272	+13.930	+10.375	9	2:08.702	+6.355	+0.791	36	2:06.394	+4.040	-0.838
16	2:09.311	+8.039	+1.230	<u>(158) Mario Sturzebecher</u>				10	2:12.196	+9.849	+7.255	37	2:04.501	+2.147	-1.893
17	2:16.061	+14.789	+6.750	1				11	1:02:04.196	-01.849	9:52.000	38	2:04.463	+2.109	-0.038
i18	2:27.577	+26.305	+11.516	2	2:04.965	+3.310		12	2:05.466	+3.119	39:58.730	39	2:05.101	+2.747	+0.638
												40	2:19.246	+16.892	+14.145

Orbits

Livetimeing und Listen siehe www.zeitnahmeteam.de

Gedruckt: 30.08.2015 18:20:10





TripleMMM & HPS

Sonntag Freies Fahren

Lausitzring 4,625 Km

1Turn - 24Turn

30.08.2015 09:00

Training started at 9:00:54

Table with 4 columns: Lap, Lap Tm, Diff, Abst. for drivers (81) Mike Schöbel, (667) Stefan Rahmlow, (205) Dirk Michaelis, (87) Frank Krause, (174) Thomas Frisch, (134) Sascha Främcke, and (660) Alexander Müller.

Orbits

Livetimeing und Listen siehe www.zeitnahmeteam.de

Gedruckt: 30.08.2015 18:20:10





TripleMM & HPS

Sonntag Freies Fahren

Lausitzring 4,625 Km

1Turn - 24Turn

30.08.2015 09:00

Training started at 9:00:54

Lap	Lap Tm	Diff	Abst.	Lap	Lap Tm	Diff	Abst.	Lap	Lap Tm	Diff	Abst.	Lap	Lap Tm	Diff	Abst.
24	2:03.805	+1.016	-3.603	20	2:11.080	+8.051	2:33.409	24	2:06.958	+3.827	-2.207				
25	2:13.184	+10.395	+9.379	21	2:07.174	+4.145	-3.906	25	2:06.653	+3.522	-0.305				
26	1:13:36.234	33.445	1:23.050	22	2:05.683	+2.654	-1.491	26	2:05.845	+2.714	-0.808	(95) Sebastian Ploch			
27	2:04.533	+1.744	1:31.701	23	2:04.180	+1.151	-1.503	27	2:21.249	+18.118	+15.404	1			
28	2:08.432	+5.643	+3.899	24	2:04.491	+1.462	+0.311	28	1:02:17.189	14.058	9:55.940	p3	2:25.806	+22.500	+5.550
29	2:08.483	+5.694	+0.051	25	2:07.728	+4.699	+3.237	29	2:08.409	+5.278	108.780	4	1:12:27.813	24.507	102.007
30	2:03.240	+0.451	-5.243	26	2:03.088	+0.059	-4.640	30	2:07.634	+4.503	-0.775	5	2:09.474	+6.168	118.339
31	2:03.024	+0.235	-0.216	27	2:20.732	+17.703	+17.644	31	2:08.549	+5.418	+0.915	6	2:12.775	+9.469	+3.301
32	2:03.567	+0.778	+0.543	28	1:01:18.892	1:15.863	8:58.160	32	2:07.119	+3.988	-1.430	7	2:06.322	+3.016	-6.453
33	2:04.578	+1.789	+1.011	29	2:04.878	+1.849	39:14.014	33	2:04.997	+1.866	-2.122	8	2:04.329	+1.023	-1.993
34	2:19.210	+16.421	+14.632	30	2:04.678	+1.649	-0.200	34	2:15.987	+12.856	+10.990	9	2:03.609	+0.303	-0.720
(257) Thomas Schenk				31	2:05.771	+2.742	+1.093	35	1:07:55.040	51.909	39.053	10	2:04.666	+1.360	+1.057
1				32	2:16.564	+13.535	+10.793	36	2:11.148	+8.017	543.892	11	2:20.013	+16.707	+15.347
2	2:10.665	+7.666		33	1:11:55.636	52.607	39.072	37	2:07.462	+4.331	-3.686	12	3:23:37.037	33.731	17.024
3	2:09.749	+6.750	-0.916	34	2:09.786	+6.757	345.850	38	2:04.400	+1.269	-3.062	13	2:06.968	+3.662	130.069
4	2:08.774	+5.775	-0.975	35	2:05.842	+2.813	-3.944	39	2:05.453	+2.322	+1.053	14	2:07.506	+4.200	+0.538
5	2:04.380	+1.381	-4.394	36	2:06.082	+3.053	+0.240	40	2:04.256	+1.125	-1.197	15	2:04.872	+1.566	-2.634
6	2:07.438	+4.439	+3.058	37	2:06.110	+3.081	+0.028	41	2:05.679	+2.548	+1.423	16	2:05.410	+2.104	+0.538
7	2:04.488	+1.489	-2.950	38	2:05.073	+2.044	-1.037	42	2:04.744	+1.613	-0.935	17	2:03.306		-2.104
p8	2:16.056	+13.057	+11.568	39	2:05.583	+2.554	+0.510	43	2:18.636	+15.505	+13.892	18	2:05.687	+2.381	+2.381
9	1:03:24.451	21.452	108.395	40	2:04.757	+1.728	-0.826	(514) Dominik Mecklenburg				19	2:12.026	+8.720	+6.339
10	2:06.199	+3.200	1:18.252	41	2:23.306	+20.277	+18.549	1				20	1:06:30.804	27.498	18.778
11	2:03.387	+0.388	-2.812	(394) Daniel Mecklenburg				2	2:16.236	+13.075		21	2:05.650	+2.344	125.154
12	2:04.093	+1.094	+0.706	1				3	2:15.841	+12.680	-0.395	22	2:04.421	+1.115	-1.229
13	2:04.657	+1.658	+0.564	2	2:16.087	+12.971		4	2:07.780	+4.619	-0.061	23	2:04.407	+1.101	-0.014
14	2:04.067	+1.068	-0.590	3	2:16.417	+13.301	+0.330	5	2:06.729	+3.568	-1.051	24	2:05.791	+2.485	+1.384
15	2:03.788	+0.789	-0.279	4	2:17.058	+13.942	+0.641	6	2:03.891	+0.730	-2.838	25	2:04.479	+1.173	-1.312
16	2:02.999		-0.789	5	2:07.519	+4.403	-9.539	7	2:08.863	+5.702	+4.972	26	2:29.429	+26.123	+24.950
17	2:18.788	+15.789	+15.789	6	2:07.883	+4.767	+0.364	8	2:06.354	+3.193	-2.509	(17) Oliver Herdritschke			
18	3:23:55.654	52.655	36.866	7	2:07.134	+4.018	-0.749	p9	2:16.119	+12.958	+9.765	1			
19	2:09.352	+6.353	1:46.302	8	2:03.678	+0.562	-3.456	10	1:03:48.789	45.628	32.670	2	2:10.497	+7.142	
20	2:04.479	+1.480	-4.873	p9	2:20.012	+16.896	+16.334	11	2:07.175	+4.014	1:41.614	3	2:06.265	+2.910	-4.232
21	2:03.661	+0.662	-0.818	10	1:03:34.569	31.453	14.557	12	2:04.802	+1.641	-2.373	4	2:05.107	+1.752	-1.158
22	2:07.294	+4.295	+3.633	11	2:05.714	+2.598	1:28.855	13	2:04.040	+0.879	-0.762	5	2:03.355		-1.752
23	2:06.598	+3.599	-0.696	12	2:04.565	+1.449	-1.149	14	2:04.107	+0.946	+0.067	6	2:21.560	+18.205	+18.205
24	2:05.017	+2.018	-1.581	13	2:04.463	+1.347	-0.102	15	2:03.161		-0.946	7	2:07.214	+3.859	-14.346
25	2:05.273	+2.274	+0.256	14	2:04.475	+1.359	+0.012	16	2:05.174	+2.013	+2.013	p8	2:22.848	+19.493	+15.634
26	2:14.018	+11.019	+8.745	15	2:03.116		-1.359	17	2:07.592	+4.431	+2.418	9	3:23:31.984	28.629	109.136
27	1:02:31.794	28.795	17.776	16	2:05.501	+2.385	+2.385	18	2:20.014	+16.853	+12.422	10	2:10.207	+6.852	1:21.777
28	2:05.335	+2.336	1:26.459	17	2:08.801	+5.685	+3.300	(150) Alexander Schmid				11	2:08.977	+5.622	-1.230
29	2:03.879	+0.880	-1.456	18	2:19.178	+16.062	+10.377	1				12	2:08.268	+4.913	-0.709
30	2:03.058	+0.059	-0.821	(339) Heiko Radzanowski				2	2:11.233	+8.029		13	2:06.400	+3.045	-1.868
31	2:03.119	+0.120	+0.061	1				3	2:06.851	+3.647	-4.382	14	2:07.707	+4.352	+1.307
32	2:03.357	+0.358	+0.238	2	2:11.706	+8.575		4	2:06.854	+3.650	+0.003	15	2:06.783	+3.428	-0.924
33	2:10.959	+7.960	+7.602	3	2:07.162	+4.031	-4.544	5	2:06.613	+3.409	-0.241	16	2:05.794	+2.439	-0.989
(358) Michael von Rüden				4	2:06.633	+3.502	-0.529	6	2:07.715	+4.511	+1.102	17	2:14.379	+11.024	-8.585
1				5	2:08.229	+5.098	+1.596	7	2:08.092	+4.888	+0.377	(579) Steffen Branke			
2	2:08.389	+5.360		6	2:04.338	+1.207	-3.891	p8	2:19.087	+15.883	+10.995	p1			
3	2:06.965	+3.936	-1.424	7	2:07.473	+4.342	+3.135	9	1:03:39.473	36.269	20.386	2	5:48.163	3:44.730	
4	2:05.457	+2.428	-1.508	8	2:03.135	+0.004	-4.338	10	2:09.431	+6.227	1:30.042	3	2:21.434	+18.001	-3:26.729
5	2:07.965	+4.936	+2.508	p9	2:26.988	+23.857	+23.853	11	2:05.755	+2.551	-3.676	4	2:13.710	+10.277	-7.724
6	2:04.771	+1.742	-3.194	10	1:02:55.660	52.529	28.672	12	2:04.586	+1.382	-1.169	5	2:11.110	+7.677	-2.600
7	2:07.996	+4.967	+3.225	11	2:07.092	+3.961	1:48.568	13	2:04.868	+1.664	+0.282	6	2:24.013	+20.580	+12.903
8	2:05.691	+2.662	-2.305	12	2:06.987	+3.856	-0.105	14	2:03.204		-1.664	p7	1:02:56.567	53.134	32.554
p9	2:23.050	+20.021	+17.359	13	2:07.880	+4.749	+0.893	15	2:16.287	+13.083	+13.083	8	2:13.793	+10.360	1:42.774
10	1:03:00.268	57.239	37.218	14	2:04.258	+1.127	-3.622	16	3:27:27.939	24.735	1:11.652	9	2:08.549	+5.116	-5.244
11	2:04.245	+1.216	1:56.023	15	2:04.032	+0.901	-0.226	17	2:13.976	+10.772	1:13.963	10	2:08.380	+4.947	-0.169
12	2:06.169	+3.140	+1.924	16	2:03.131		-0.901	18	2:08.507	+5.303	-5.469	11	2:07.090	+3.657	-1.290
13	2:07.502	+4.473	+1.333	17	2:03.726	+0.595	+0.595	19	2:06.998	+3.794	-1.509	12	2:05.735	+2.302	-1.355
14	2:08.210	+5.181	+0.708	18	2:21.555	+18.424	+17.829	20	2:07.386	+4.182	+0.388	13	2:28.944	+25.511	+23.209
15	2:03.216	+0.187	-4.994	19	3:23:09.877	06.746	48.322	21	2:07.018	+3.814	-0.368	14	1:05:41.296	37.863	1:12.352
16	2:03.029		-0.187	20	2:10.234	+7.103	1:59.643	22	2:09.052	+5.848	+2.034	15	2:11.122	+7.689	3:30.174
17	2:03.175	+0.146	+0.146	21	2:11.128	+7.997	+0.894	23	2:07.167	+3.963	-1.885	16	2:12.770	+9.337	+1.648
18	2:18.680	+15.651	+15.505	22	2:08.811	+5.680	-2.317	24	2:08.788	+5.584	+1.621	17	2:06.145	+2.712	-6.625
19	3:24:44.489	41.460	25.809	23	2:09.165	+6.034	+0.354	25	2:14.290	+11.086	+5.502	18	2:09.752	+6.319	+3.607


Orbits

Livetimeing und Listen siehe www.zeitnahmeteam.de

Gedruckt: 30.08.2015 18:20:10



15/23



TripleMM & HPS

Sonntag Freies Fahren

Lausitzring 4,625 Km

1Turn - 24Turn

30.08.2015 09:00

Training started at 9:00:54

Lap	Lap Tm	Diff	Abst.
19	2:11.249	+7.816	+1.497
20	2:10.335	+6.902	-0.914
21	2:05.439	+2.006	-4.896
22	2:25.973	+22.540	+20.534
23	2:05:59.508	:56.075	:33.535
24	2:14.572	+11.139	:44.936
25	2:10.436	+7.003	-4.136
26	2:12.410	+8.977	+1.974
27	2:07.755	+4.322	-4.655
28	2:06.664	+3.231	-1.091
29	2:25.191	+21.758	+18.527
30	2:21.593	+18.160	-3.598
31	1:07:18.844	:15.411	:57.251
32	2:09.688	+6.255	:09.156
33	2:12.894	+9.461	+3.206
34	2:09.681	+6.248	-3.213
35	2:04.963	+1.530	-4.718
36	2:20.506	+17.073	+15.543
37	1:06:54.291	:50.858	:33.785
38	2:18.101	+14.668	:36.190
39	2:07.468	+4.035	-10.633
40	2:06.470	+3.037	-0.998
41	2:03.433		-3.037
42	2:05.026	+1.593	+1.593
43	2:03.939	+0.506	-1.087
44	2:25.516	+22.083	+21.577

(288) Thomas Lummer			
Lap	Lap Tm	Diff	Abst.
1			
2	2:11.288	+7.691	
3	2:06.033	+2.436	-5.255
4	2:05.115	+1.518	-0.918
5	2:05.090	+1.493	-0.025
6	2:31.692	+28.095	+26.602
7	1:10:02.551	:58.954	:30.859
8	2:07.086	+3.489	:55.465
9	2:06.885	+3.288	-0.201
10	2:07.028	+3.431	-0.143
11	2:03.913	+0.316	-3.115
12	2:03.597		-0.316
13	2:04.071	+0.474	+0.474
14	2:19.622	+16.025	+15.551
15	1:07:35.035	:31.438	:15.413
16	2:15:55.260	:51.663	:20.225
17	2:04.589	+0.992	:50.671
18	2:06.414	+2.817	+1.825
19	2:07.789	+4.192	+1.375
20	2:07.874	+4.277	+0.085
21	2:07.301	+3.704	-0.573
22	2:07.687	+4.090	+0.386
23	2:08.127	+4.530	+0.440
24	2:22.651	+19.054	+14.524
25	1:03:28.423	:24.826	:05.772
26	2:07.395	+3.798	:21.028
27	2:04.628	+1.031	-2.767
28	2:30.450	+26.853	+25.822
29	4:31.419	2:27.822	-2:00.969
30	2:10.935	+7.338	-2:20.484
31	2:23.790	+20.193	+12.855
32	1:02:54.480	:50.883	:30.690
33	2:07.827	+4.230	:46.653
34	2:05.871	+2.274	-1.956
35	2:08.293	+4.696	+2.422
36	2:05.527	+1.930	-2.766
37	2:06.512	+2.915	+0.985
38	2:05.708	+2.111	-0.804
39	2:17.909	+14.312	+12.201

Lap	Lap Tm	Diff	Abst.
(78) Lars Danielisz			
1			
2	2:11.187	+7.510	
3	2:09.960	+6.283	-1.227
4	2:12.711	+9.034	+2.751
5	2:11.482	+7.805	-1.229
6	2:10.320	+6.643	-1.162
7	2:11.194	+7.517	+0.874
8	2:16.593	+12.916	+5.399
9	1:05:50.922	:47.245	:34.329
10	2:09.362	+5.685	:41.560
11	2:06.932	+3.255	-2.430
12	2:09.179	+5.502	+2.247
13	2:07.223	+3.546	-1.956
14	2:07.333	+3.656	+0.110
15	2:08.219	+4.542	+0.886
16	2:20.420	+16.743	+12.201
17	3:24:19.540	:15.863	:59.120
18	2:09.622	+5.945	:09.918
19	2:16.368	+12.691	+6.746
20	2:07.616	+3.939	-8.752
21	2:04.644	+0.967	-2.972
22	2:04.213	+0.536	-0.431
23	2:13.618	+9.941	+9.405
24	2:06.919	+3.242	-6.699
25	2:18.841	+15.164	+11.922
26	1:03:28.366	:24.689	:09.525
27	2:07.592	+3.915	:20.774
28	2:05.688	+2.011	-1.904
29	2:04.544	+0.867	-1.144
30	2:03.677		-0.867
31	2:25.047	+21.370	+21.370

(479) Steffen Kaiser			
Lap	Lap Tm	Diff	Abst.
1			
2	2:08.883	+5.136	
3	2:06.624	+2.877	-2.259
4	2:06.594	+2.847	-0.030
5	2:09.384	+5.637	+2.790
6	2:17.238	+13.491	+7.854
7	1:08:14.531	:10.784	:57.293
8	2:07.941	+4.194	:06.590
9	2:03.747		-4.194
10	2:25.952	+22.205	+22.205
11	1:15:33.031	:29.284	:07.079
12	3:04.205	1:00.458	:28.826
13	2:15:15.110	:11.363	:10.905
14	2:11.760	+8.013	:03.350

(250) Christoph Köbis			
Lap	Lap Tm	Diff	Abst.
1			
2	2:08.877	+5.052	
3	2:22.782	+18.957	+13.905
4	2:25.165	+21.340	+2.383
5	2:08.924	+5.099	-16.241
6	2:05.293	+1.468	-3.631
7	2:14.971	+11.146	+9.678
8	1:06:55.274	:51.449	:40.303
9	2:09.498	+5.673	:45.776
10	2:05.252	+1.427	-4.246
11	2:04.630	+0.805	-0.622
12	2:05.389	+1.564	+0.759
13	2:03.825		-1.564
14	2:24.285	+20.460	+20.460

Lap	Lap Tm	Diff	Abst.
1			
2	2:10.276	+6.433	
3	2:09.056	+5.213	-1.220
4	2:10.787	+6.944	+1.731
5	2:06.366	+2.523	-4.421
6	2:06.894	+3.051	+0.528
7	2:03.843		-3.051
8	2:24.529	+20.686	+20.686
9	1:06:02.573	:58.730	:38.044
10	2:12.462	+8.619	:35.111
11	2:07.181	+3.338	-5.281
12	2:11.229	+7.386	+4.048
13	2:07.767	+3.924	-3.462
14	2:20.822	+16.979	+13.055
15	3:27:28.064	:24.221	:07.242
16	2:10.420	+6.577	:17.644
17	2:08.934	+5.091	-1.486
18	2:09.572	+5.729	+0.638
19	2:09.641	+5.798	+0.069
20	2:08.902	+5.059	-0.739
21	2:12.701	+8.858	+3.799
22	2:08.964	+5.121	-3.737
23	2:23.629	+19.786	+14.665
24	1:03:34.623	:30.780	:10.994
25	2:06.972	+3.129	:27.651
26	2:05.889	+2.046	-1.083
27	2:05.953	+2.110	+0.064
28	2:06.980	+3.137	+1.027
29	2:26.170	+22.327	+19.190
30	1:08:50.471	:46.628	:24.301
31	2:09.316	+5.473	:41.155
32	2:08.938	+5.095	-0.378
33	2:05.966	+2.123	-2.972
34	2:07.518	+3.675	+1.552
35	2:19.907	+16.064	+12.389

(41) Stephan Klemmer			
Lap	Lap Tm	Diff	Abst.
1			
2	2:13.622	+9.736	
3	2:08.811	+4.925	-4.811
4	2:11.075	+7.189	+2.264
5	2:11.128	+7.242	+0.053
6	2:09.598	+5.712	-1.530
7	2:18.596	+14.710	+8.998
8	1:07:04.030	:00.144	:45.434
9	2:06.734	+2.848	:57.296
10	2:07.051	+3.165	+0.317
11	2:08.919	+5.033	+1.868
12	2:06.389	+2.503	-2.530
13	2:07.921	+4.035	+1.532
14	2:06.559	+2.673	-1.362
15	2:21.778	+17.892	+15.219
16	3:24:21.811	:17.925	:00.033
17	2:09.982	+6.096	:11.829
18	2:12.353	+8.467	+2.371
19	2:09.727	+5.841	-2.626
20	2:07.810	+3.924	-1.917
21	2:06.844	+2.958	-0.966
22	2:09.351	+5.465	+2.507
23	2:08.160	+4.274	-1.191
24	2:15.991	+12.105	+7.831
25	1:03:37.968	:34.082	:21.977
26	2:06.355	+2.469	:31.613
27	2:05.792	+1.906	-0.563
28	2:05.766	+1.906	-0.026
29	2:06.261	+2.375	+0.495
30	2:06.862	+2.976	+0.601

Lap	Lap Tm	Diff	Abst.
31	2:24.714	+20.828	+17.852
32	1:06:40.837	:36.951	:16.123
33	2:05.328	+1.442	:35.509
34	2:06.709	+2.823	+1.381
35	2:08.295	+4.409	+1.586
36	2:08.731	+4.845	+0.436
37	2:03.887	+0.001	-4.844
38	2:03.886		-0.001
39	2:03.914	+0.028	+0.028
40	2:20.420	+16.534	+16.506

(910) Christian Leitner			
Lap	Lap Tm	Diff	Abst.
1			
2	2:09.385	+5.164	
3	2:08.576	+4.355	-0.809
4	2:12.402	+8.181	+3.826
5	2:09.326	+5.105	-3.076
6	2:11.205	+6.984	+1.879
7	1:09:17.710	:13.489	:06.505
8	2:08.332	+4.111	:09.378
9	2:04.950	+0.729	-3.382
10	2:07.584	+3.363	+2.634
11	2:04.221		-3.363
12	2:10.802	+6.581	+6.581
13	3:29:33.276	:29.055	:22.474
14	2:13.364	+9.143	:19.912
15	2:11.499	+7.278	-1.865
16	2:06.494	+2.273	-5.005
17	2:06.514	+2.293	+0.020
18	2:07.547	+3.326	+1.033
19	2:15.692	+11.471	+8.145

(114) Markus Portius			
Lap	Lap Tm	Diff	Abst.
1			
2	2:13.169	+8.801	
3	2:09.127	+4.759	-4.042
4	2:05.354	+0.986	-3.773
5	2:06.721	+2.353	+1.367
6	2:23.843	+19.475	+17.122
7	5:08:09.029	:04.661	:45.186
8	2:10.239	+5.871	:58.790
9	2:08.192	+3.824	-2.047
10	2:11.636	+7.268	+3.444
11	2:08.945	+4.577	-2.691
12	2:06.938	+2.570	-2.007
13	2:11.317	+6.949	+4.379
14	2:04.368		-6.949
15	2:12.808	+8.440	+8.440

(777) Rene Surkau			
Lap	Lap Tm	Diff	Abst.
1			
2	2:19.053	+14.652	
3	2:17.014	+12.613	-2.039
4	2:15.973	+11.572	-1.041
5	2:10.402	+6.001	-5.571
6	2:11.260	+6.859	+0.858
7	2:10.889	+6.488	-0.371
8	2:30.504	+26.103	+19.615
9	1:04:42.859	:38.458	:12.355
10	2:25.205	+20.804	:17.654
11	2:16.000	+11.599	-9.205
12</			



TripleMMM & HPS

Sonntag Freies Fahren

Lausitzring 4,625 Km

1Turn - 24Turn

30.08.2015 09:00

Training started at 9:00:54

Lap	Lap Tm	Diff	Abst.	Lap	Lap Tm	Diff	Abst.	Lap	Lap Tm	Diff	Abst.	Lap	Lap Tm	Diff	Abst.
18	2:14.692	+10.291	+0.384	11	2:06.787	+1.417	+1.417	4	2:07.715	+2.031	-0.829	16	2:06.222	+0.183	-1.471
19	2:15.764	+11.363	+1.072	12	2:05.972	+0.602	-0.815	5	2:10.163	+4.479	+2.448	17	2:20.625	+14.586	+14.403
20	2:13.455	+9.054	-2.309	13	2:15.810	+10.440	+9.838	6	2:08.237	+2.553	-1.926	18	3:24:40.916	:34.877	:20.291
21	1:05:13.357	:08.956	:59.902	(76) Fabian Mühl				7	2:10.536	+4.852	+2.299	19	2:11.255	+5.216	:29.661
22	2:11.597	+7.196	:01.760	1				8	2:08.198	+2.514	-2.338	20	2:07.489	+1.450	-3.766
23	2:09.535	+5.134	-2.062	2	2:18.163	+12.563		p9	2:20.347	+14.663	+12.149	21	2:08.620	+2.581	+1.131
24	2:09.650	+5.249	+0.115	3	2:16.077	+10.477	-2.086	10	1:03:00.333	:54.649	:39.986	22	2:09.782	+3.743	+1.162
25	2:09.802	+5.401	+0.152	4	2:12.094	+6.494	-3.983	11	2:09.808	+4.124	:50.525	23	2:07.320	+1.281	-2.462
26	2:29.441	+25.040	+19.639	5	2:12.094	+6.494	-3.983	12	2:11.044	+5.360	+1.236	24	2:06.463	+0.424	-0.857
27	1:06:45.745	:41.344	:16.304	6	2:11.254	+5.654	-0.840	13	2:08.623	+2.939	-2.421	25	2:09.365	+3.326	+2.902
28	2:10.552	+6.151	1:35.193	p6	2:25.450	+19.850	+14.196	14	2:07.063	+1.379	-1.560	26	2:06.664	+0.625	-2.701
29	2:05.551	+1.150	-5.001	7	1:08:36.988	31.388	:11.538	15	2:08.136	+2.452	+1.073	27	2:18.048	+12.009	+11.384
30	2:06.116	+1.715	+0.565	8	2:14.178	+8.578	:22.810	16	2:05.684		-2.452	28	1:00:50.036	:43.997	8:31.988
31	2:06.167	+1.766	+0.051	9	2:12.941	+7.341	-1.237	p17	2:22.375	+16.691	+16.691	29	2:07.393	+1.354	:8.42.643
32	2:04.801	+0.400	-1.366	10	2:08.896	+3.296	-4.045	18	3:24:57.450	:51.766	:35.075	30	2:07.004	+0.965	-0.389
33	2:05.686	+1.285	+0.885	11	2:10.056	+4.456	+1.160	19	2:12.076	+6.392	:45.374	31	2:06.039		-0.965
34	2:04.401		-1.285	12	2:05.600		-4.456	20	2:08.350	+2.666	-3.726	32	2:06.136	+0.097	+0.097
35	2:18.034	+13.633	+13.633	13	2:20.564	+14.964	+14.964	21	2:09.087	+3.403	+0.737	33	2:07.769	+1.730	+1.633
(322) Daniel Wulf				14	3:25:03.251	57.651	:42.687	22	2:11.776	+6.092	+2.689	34	2:18.610	+12.571	+10.841
1				15	2:12.884	+7.284	:50.367	23	2:09.684	+4.000	-2.092	(74) Lars Assmus			
2	6:14.881	4:10.204		16	2:11.574	+5.974	-1.310	24	2:12.062	+6.378	+2.378	1			
3	2:29.891	+25.214	-3:44.990	17	2:10.257	+4.657	-1.317	25	2:09.649	+3.965	-2.413	2	2:13.713	+7.619	
4	2:17.845	+13.168	-12.046	18	2:07.519	+1.919	-2.738	26	2:38.219	+32.535	+28.570	3	2:11.801	+5.707	-1.912
5	2:14.658	+9.981	-3.187	19	2:18.261	+12.661	+10.742	(892) Steven Holland				4	2:11.593	+5.499	-0.208
p6	2:25.372	+20.695	+10.714	(173) Frank Krüger				1				p5	2:20.261	+14.167	+8.668
7	42:51.545	:46.868	0:26.173	p1				2	2:16.668	+10.823		6	1:09:15.889	:09.795	:55.628
8	2:06.756	+2.079	10:44.789	2	6:13.003	4:07.347		3	2:15.056	+9.211	-1.612	7	2:09.043	+2.949	:06.846
9	2:05.016	+0.339	-1.740	3	2:26.473	+20.817	-3:46.530	4	2:16.284	+10.439	+1.228	8	2:09.951	+3.857	+0.908
10	2:05.198	+0.521	+0.182	4	2:16.771	+11.115	-9.702	5	2:15.039	+9.194	-1.245	p9	2:18.158	+13.064	+9.207
11	2:04.677		-0.521	5	2:15.324	+9.668	-1.447	6	2:12.136	+6.291	-2.903	10	3:32:27.949	:21.855	:08.791
12	2:12.656	+7.979	+7.979	p6	2:28.650	+22.994	+13.326	7	2:12.991	+7.146	+0.855	11	2:12.708	+6.614	:15.241
13	3:30:05.878	:01.201	:53.222	7	1:03:55.836	50.180	:27.186	8	2:07.999	+2.154	-4.992	12	2:08.394	+2.900	-4.314
14	2:09.194	+4.517	7:56.684	8	2:12.540	+6.884	1:43.296	p9	2:18.918	+13.073	+10.919	13	2:08.921	+2.827	+0.527
15	2:06.554	+1.877	-2.640	9	2:13.263	+7.607	+0.723	10	1:02:48.449	:42.604	:29.531	14	2:08.570	+2.476	-0.351
16	2:06.787	+2.110	+0.233	10	2:15.129	+9.473	+1.866	11	2:19.388	+13.543	:29.061	15	2:07.031	+0.937	-1.539
17	2:05.784	+1.107	-1.003	11	2:13.993	+8.337	-1.136	12	2:12.140	+6.295	-7.248	16	2:07.919	+1.825	+0.888
18	2:07.373	+2.696	+1.589	12	2:10.958	+5.302	-3.035	13	2:11.433	+5.588	-0.707	17	2:16.787	+10.693	+8.868
19	2:08.499	+3.822	+1.126	13	2:14.152	+8.496	+3.194	14	2:06.032	+0.187	-5.401	18	1:05:41.712	:35.618	:24.925
20	2:07.956	+3.279	-0.543	14	2:23.855	+18.199	+9.703	15	2:08.657	+2.812	+2.625	19	2:06.670	+0.576	:35.042
21	2:16.977	+12.300	+9.021	15	1:03:20.776	15.120	:56.921	16	2:05.845		-2.812	20	2:06.605	+0.511	-0.065
22	1:04:44.246	:39.569	:27.269	16	2:16.874	+11.218	1:03.902	p17	2:23.925	+18.080	+18.080	21	2:09.437	+3.343	+2.832
23	2:07.321	+2.644	2:36.925	17	2:14.809	+9.153	-2.065	18	3:24:22.098	:16.253	:58.173	22	2:06.094		-3.343
24	2:05.829	+1.152	-1.492	18	2:09.947	+4.291	-4.862	19	2:27.314	+21.469	1:54.784	23	2:11.620	+5.526	+5.526
25	2:07.688	+3.011	+1.859	19	2:11.739	+6.083	+1.792	20	3:28.264	1:22.419	1:00.950	(28) Detlef Nissen			
26	2:07.929	+3.252	+0.241	20	2:11.251	+5.595	-0.488	21	3:15.897	1:10.052	-12.367	1			
27	2:41.651	+36.974	+33.722	21	2:08.027	+2.371	-3.224	22	2:11.640	+5.795	-1.04.257	2	2:14.485	+8.275	
28	1:08:04.638	:59.961	:22.987	22	2:21.683	+16.027	+13.656	23	2:14.102	+8.257	+2.462	3	2:11.043	+4.833	-3.442
29	2:08.107	+3.430	3:56.531	23	2:06:07.428	01.772	:45.745	24	2:09.365	+3.520	-4.737	4	2:09.682	+3.472	-1.361
30	2:08.400	+3.723	+0.293	24	2:05.656		1:01.772	25	2:30.488	+24.643	+21.123	5	2:10.195	+3.985	+0.513
31	2:08.235	+3.558	-0.165	25	2:11.038	+5.382	+5.382	(102) Carsten Stietenroth				6	2:08.923	+2.713	-1.272
32	2:08.688	+4.011	+0.453	26	2:11.592	+5.936	+0.554	1				7	2:06.369	+0.159	-2.554
33	2:07.770	+3.093	-0.918	27	2:12.610	+6.954	+1.018	2	2:14.500	+8.461		8	2:06.210		-0.159
34	2:08.327	+3.650	+0.557	28	2:14.459	+8.803	+1.849	3	2:10.646	+4.607	-3.854	p9	2:17.754	+11.544	+11.544
35	2:22.012	+17.335	+13.685	29	2:11.810	+6.154	-2.649	4	2:09.182	+3.143	-1.464	10	1:02:53.887	:47.677	:36.133
(108) Diandra Stein				30	2:33.537	+27.881	+21.727	5	2:09.075	+3.036	-0.107	11	2:09.438	+3.228	:44.449
1				31	1:02:53.110	47.454	:19.573	6	2:07.140	+1.101	-1.935	12	2:06.853	+0.643	-2.585
2	2:09.096	+3.726		32	2:06.481	+0.825	:46.629	7	2:07.059	+1.020	-0.801	13	2:06.345	+0.135	-0.520
3	2:06.145	+0.775	-2.951	33	2:09.855	+4.199	+3.374	8	2:07.840	+1.801	+0.781	14	2:06.400	+0.190	-0.055
4	2:05.834	+0.464	-0.311	34	2:07.554	+1.898	-2.301	p9	2:18.554	+12.515	+10.714	15	2:06.970	+0.760	+0.570
5	2:07.014	+1.644	+1.180	35	2:07.393	+1.737	-0.161	10	1:03:38.529	:32.490	:19.975	16	2:09.004	+2.794	+2.034
p6	2:20.350	+14.980	+13.336	36	2:17.202	+11.546	+9.809	11	2:10.717	+4.678	1:27.812	17	2:11.615	+5.405	+2.611
7	2:30:23.096	:17.726	:02.746	(94) Andreas Peter				12	2:06.824	+0.785	-3.893	18	2:16.181	+9.971	+4.566
p8	3:01.717	+56.347	7:21.379	1				13	2:08.284	+2.245	+1.460	19	3:22:56.107	:49.879	:39.926
9	2:15:00.027	:54.657	:58.310	2	2:06.512	+0.828		14	2:08.347	+2.308	+0.063	20	2:15.959	+9.749	:40.148
10	2:05.370		2:54.657	3	2:08.544	+2.860	+2.032	15	2:07.693	+1.654	-0.654	21	2:10.215	+4.005	-5.744

Orbits

Livetiming und Listen siehe www.zeitnahmeteam.de

Gedruckt: 30.08.2015 18:20:10





TripleMM & HPS

Sonntag Freies Fahren

Lausitzring 4,625 Km

1Turn - 24Turn

30.08.2015 09:00

Training started at 9:00:54

Lap	Lap Tm	Diff	Abst.	Lap	Lap Tm	Diff	Abst.	Lap	Lap Tm	Diff	Abst.	Lap	Lap Tm	Diff	Abst.
22	2:09.339	+3.129	-0.876	3	2:30.578	+23.933	-3:39.582	6	2:10.606	+3.515	-0.732	15	2:18.305	+10.969	-11.769
23	2:09.130	+2.920	-0.209	4	2:19.472	+12.827	-11.106	7	2:08.955	+1.864	-1.651	16	3:26:20.079	:12.743	:01.774
24	2:06.298	+0.088	-2.832	5	2:25.713	+19.068	+6.241	p8	2:26.245	+19.154	+17.290	17	2:16.131	+8.795	1:03.948
25	2:19.749	+13.539	+13.451	p6	2:29.099	+22.454	+3.386	p9	1:06:11.220	:04.129	:44.975	18	2:16.082	+8.746	-0.049
26	2:08.142	+1.932	-11.607	7	1:03:02.385	55.740	:33.286	10	2:47.908	+40.817	:323.312	19	2:15.817	+8.481	-0.265
27	2:15.803	+9.593	+7.661	8	2:19.713	+13.068	:42.672	11	2:07.212	+0.121	-40.696	20	2:16.223	+8.887	+0.406
28	1:01:57.903	:51.693	9:42.100	9	2:11.499	+4.854	-8.214	12	2:08.562	+1.471	+1.350	21	2:15.208	+7.872	-1.015
29	2:07.865	+1.655	:950.038	10	2:32.282	+25.637	+20.783	13	2:07.091		-1.471	22	2:16.316	+8.980	+1.108
30	2:06.966	+0.756	-0.899	11	6:28.335	4:21.690	-3:56.053	14	2:07.329	+0.238	+0.238	23	2:24.197	+16.861	+7.881
31	2:07.476	+1.266	+0.510	12	2:24.319	+17.674	-4:04.016	15	2:25.871	+18.780	+18.542	(336) Lars Portius			
32	2:06.958	+0.748	-0.518	13	1:02:45.432	38.787	:21.113	16	3:25:00.968	:53.877	:35.097	p1			
33	2:06.708	+0.498	-0.250	14	2:14.811	+8.166	:30.621	17	2:12.364	+5.273	:48.604	2	5:50.294	3:42.268	
34	2:15.177	+8.967	+8.499	15	2:18.254	+11.609	+3.443	18	2:09.513	+2.422	-2.851	3	2:19.939	+11.913	-3:30.355
35	1:07:56.293	:50.083	:41.116	16	2:15.084	+8.439	-3.170	19	2:11.303	+4.212	+1.790	4	2:26.919	+18.893	+6.980
36	2:10.221	+4.011	:46.072	17	2:13.678	+7.033	-1.406	20	2:08.830	+1.739	-2.473	5	2:18.309	+10.283	-8.610
37	2:10.076	+3.866	-0.145	18	2:16.576	+9.931	-2.898	21	2:10.957	+3.866	+2.127	p6	2:33.838	+25.812	+15.529
38	2:11.211	+5.001	+1.135	19	2:14.515	+7.870	-2.061	22	2:21.039	+13.948	+10.082	7	1:02:34.711	:26.685	:00.873
39	2:09.597	+3.387	-1.614	20	2:17.513	+10.868	+2.998	23	1:08:47.074	:39.983	:26.035	8	2:11.655	+3.629	:23.056
40	2:08.483	+2.273	-1.114	21	2:34.667	+28.022	+17.154	24	2:09.907	+2.816	:37.167	9	2:18.839	+10.813	+7.184
41	2:08.006	+1.796	-0.477	22	2:04:20.607	13.962	:45.940	25	2:16.333	+9.242	+6.426	10	2:16.694	+8.668	-2.145
42	2:07.712	+1.502	-0.294	23	2:09.727	+3.082	:10.880	(636) Domenico Wulf			11	2:10.172	+2.146	-6.522	
43	2:16.816	+10.606	+9.104	24	2:16.725	+10.080	+6.998	1				12	2:11.204	+3.178	+1.032
(181) Denny Pihan				25	2:11.862	+5.217	-4.863	2	2:13.347	+6.058		13	2:29.686	+21.660	+18.482
1				26	2:09.222	+2.577	-2.640	3	2:14.186	+6.897	+0.839	14	3:06:45.741	:37.715	:16.055
2	2:14.445	+8.061		27	2:15.453	+8.808	+6.231	4	2:10.842	+3.553	-3.344	15	2:10.691	+2.665	1:35.050
3	2:13.937	+7.553	-0.508	28	2:14.027	+7.382	-1.426	5	2:29.816	+22.527	+18.974	16	2:09.826	+1.800	-0.865
4	2:10.467	+4.083	-3.470	29	2:25.196	+18.551	+11.169	p5	1:06:23.619	:16.330	:53.803	17	2:09.244	+1.218	-0.582
p5	2:27.100	+20.716	+16.633	30	1:02:31.489	24.844	:06.293	6	1:06:23.619	:16.330	:53.803	18	2:08.565	+0.539	-0.679
6	1:06:19.183	:12.799	:52.083	31	2:11.308	+4.663	:20.181	7	2:10.229	+2.940	1:13.390	19	2:08.026		-0.539
7	2:09.394	+3.010	1:09.789	32	2:19.534	+12.889	+8.226	8	2:15.181	+7.892	+4.952	20	2:25.710	+17.684	+17.684
8	2:11.400	+5.016	+2.006	33	2:15.788	+9.143	-3.746	9	2:09.954	+2.665	-5.227	(21) Thomas Lemke			
9	2:10.874	+4.490	-0.526	34	2:10.623	+3.978	-5.165	10	2:10.281	+2.992	+0.327	p1			
10	2:13.889	+7.505	+3.015	35	2:09.490	+2.845	-1.133	11	2:10.051	+2.762	-0.230	2	5:20.277	3:11.785	
11	2:10.163	+3.779	-3.726	36	2:06.645		-2.845	12	2:22.774	+15.485	+12.723	3	2:20.820	+12.328	-2:59.457
12	2:31.133	+24.749	+20.970	37	2:24.185	+17.540	+17.540	13	1:05:32.089	:24.800	:09.315	4	2:22.590	+14.098	+1.770
13	1:05:29.381	:22.997	:58.248	(1) Gerd Richter				14	2:10.771	+3.482	:3.213.18	5	2:15.912	+7.420	-6.678
14	2:11.357	+4.973	:18.024	1				15	2:11.581	+4.292	+0.810	p6	2:30.557	+22.065	+14.645
15	2:13.163	+6.779	+1.806	2	2:13.606	+6.838		16	2:07.289		-4.292	7	1:02:40.150	:31.658	:09.593
16	2:08.746	+2.362	-4.417	3	2:11.032	+4.264	-2.574	17	2:10.401	+3.112	+3.112	8	2:11.558	+3.066	:28.592
17	2:08.929	+2.545	+0.183	4	2:10.154	+3.386	-0.878	18	2:11.572	+4.283	+1.171	9	2:14.690	+6.198	+3.132
18	2:09.220	+2.836	+0.291	p5	2:19.493	+12.725	+9.339	19	2:09.141	+1.852	-2.431	10	2:11.854	+3.376	-2.822
19	2:07.333	+0.949	-1.887	6	4:49:55.014	48.246	:35.512	20	2:21.849	+14.560	+12.708	11	2:15.053	+6.561	+3.185
20	2:23.005	+16.621	+15.672	7	2:11.841	+5.073	:43.173	21	2:06:42.943	:35.654	:21.094	12	2:15.614	+7.122	+0.561
21	2:06:49.238	:42.854	:26.233	8	2:06.768		-5.073	22	2:09.228	+1.939	1:33.715	13	2:17.854	+9.362	+2.240
22	2:12.111	+5.727	1:37.127	9	2:07.174	+0.406	+0.406	23	2:11.008	+3.719	+1.780	14	2:28.753	+20.261	+10.899
23	2:11.147	+4.763	-0.964	10	2:06.833	+0.065	-0.341	24	55:18.150	1:10.861	3:07.142	15	1:02:40.878	:32.386	:12.125
24	2:11.241	+4.857	+0.094	11	2:24.393	+17.625	+17.560	25	1:18:07.995	:00.706	:249.845	16	2:13.768	+5.276	0:27.110
25	2:11.145	+4.761	-0.096	12	1:10:22.910	16.142	:58.517	26	2:08.032	+0.743	5:59.963	17	2:18.856	+10.364	+5.088
26	2:10.019	+3.635	-1.126	13	2:08.343	+1.575	:14.567	27	2:07.691	+0.402	-0.341	18	2:14.901	+6.409	-3.955
27	2:39.951	+33.567	+29.932	14	2:08.398	+1.630	+0.055	28	2:07.849	+0.560	+0.158	19	2:12.561	+4.069	-2.340
28	44:29.358	:22.974	1:49.407	15	2:29.707	+22.939	+21.309	29	2:17.259	+9.970	+9.410	20	2:15.392	+6.900	+2.831
29	2:08.445	+2.061	12:20.913	16	1:12:08.014	01.246	:38.307	(105) David Sittek			21	2:18.361	+9.869	+2.969	
30	2:06.894	+0.510	-1.551	17	2:07.637	+0.869	:00.377	1				22	2:14.308	+5.816	-4.053
31	2:08.930	+2.546	+2.036	18	2:13.265	+6.497	+5.628	2	2:17.222	+9.886		23	2:29.015	+20.523	+14.707
32	2:44.820	+38.436	+35.890	19	2:07.147	+0.379	-6.118	3	2:11.492	+4.156	-5.730	24	2:05:07.199	:58.707	:38.184
33	2:42.638	+36.254	-2.182	20	2:07.399	+0.631	+0.252	4	2:13.265	+5.929	+1.773	25	2:18.114	+9.622	:49.085
34	1:07:48.205	:41.812	:05.567	21	2:07.748	+0.980	+0.349	5	2:11.324	+3.988	-1.941	26	2:12.980	+4.488	-5.134
35	2:09.493	+3.109	:38.712	22	2:09.077	+2.309	+1.329	6	2:12.996	+5.660	+1.672	27	2:11.835	+3.343	-1.145
36	2:07.883	+1.499	-1.610	23	2:16.506	+9.738	+7.429	p7	2:25.553	+18.217	+12.557	28	2:10.863	+2.371	-0.972
37	2:06.384		-1.499	(866) Uwe Sickert				8	1:03:35.455	:28.119	:09.902	29	2:11.519	+3.027	+0.656
38	2:08.174	+1.790	+1.790	1				9	2:13.896	+6.560	1:21.559	30	2:11.991	+3.499	+0.472
39	2:18.502	+12.118	+10.328	2	2:18.647	+11.586		10	2:12.036	+4.700	-1.860	31	2:30.579	+22.087	+18.588
(189) Jan Opp				3	2:18.677	+11.586	+0.030	11	2:07.919	+0.583	-4.117	32	1:01:49.372	:40.880	9:18.793
p1				4	2:13.823	+6.732	-4.854	12	2:08.943	+1.607	+1.024	33	2:12.491	+3.999	19:36.881
2	6:10.160	4:03.515		5	2:11.338	+4.247	-2.485	13	2:07.336		-1.607	34	2:16.339	+7.847	+3.848
14								14	2:30.074	+22.738	+22.738	Orbits			



TripleMMM & HPS

Sonntag Freies Fahren

Lausitzring 4,625 Km

1Turn - 24Turn

30.08.2015 09:00

Training started at 9:00:54

Lap	Lap Tm	Diff	Abst.	Lap	Lap Tm	Diff	Abst.	Lap	Lap Tm	Diff	Abst.	Lap	Lap Tm	Diff	Abst.
7	2:16.743	+6.027	3:53.505	26	2:27.358	+16.162	-2.151	3	2:29.612	+17.979	-3.43.341	12	2:38.983	+26.634	+21.327
8	2:23.609	+12.893	+6.866	27	2:32.986	+21.790	+5.628	4	2:18.604	+6.971	-11.008	13	1:04:46.528	:34.179	:07.545
9	2:14.185	+3.469	-9.424	28	1:02:49.454	38.258	:16.468	5	2:26.270	+14.637	+7.666	14	2:19.502	+7.153	:27.026
10	2:10.716		-3.469	29	2:18.204	+7.008	:31.250	p6	2:35.047	+23.414	+8.777	15	2:24.211	+11.862	+4.709
11	2:25.338	+14.622	+14.622	30	2:19.893	+8.697	+1.689	7	1:02:23.963	:12.330	9:48.916	16	2:19.628	+7.279	-4.583
(612) Michael Gorn				31	2:19.841	+8.645	-0.052	8	2:11.633		:12.330	17	2:16.083	+3.734	-3.545
1				32	2:13.238	+2.042	-6.603	9	2:20.102	+8.469	+8.469	18	2:13.161	+0.812	-2.922
2	2:22.755	+11.827		33	2:17.771	+6.575	+4.533	10	2:18.677	+7.044	-1.425	19	2:13.260	+0.911	+0.099
3	2:20.759	+9.831	-1.996	34	2:13.011	+1.815	-4.760	11	2:15.377	+3.744	-3.300	20	2:33.255	+20.906	+19.995
4	2:20.604	+9.676	-0.155	35	2:36.184	+24.988	+23.173	12	2:29.564	+17.931	+14.187	21	2:06:24.529	:12.180	:51.274
p5	2:29.034	+18.106	+8.430	36	1:04:15.754	04.558	:39.570	(166) Heinz Jaqui				22	2:13.806	+1.457	1:10.723
6	1:04:58.325	:47.397	:29.291	37	2:15.116	+3.920	2:00.638	1				23	2:18.743	+6.394	+4.937
7	2:21.727	+10.799	2:36.598	38	2:13.031	+1.835	-2.085	2	2:22.737	+10.971		24	2:14.668	+2.319	-4.075
8	2:18.189	+7.261	-3.538	39	2:12.823	+1.627	-0.208	3	2:18.538	+6.772	-4.199	25	2:16.129	+3.780	+1.461
9	2:16.241	+5.313	-1.948	40	2:11.489	+0.293	-1.334	4	2:12.190	+0.424	-6.348	26	2:13.816	+1.467	-2.313
10	2:19.068	+8.140	+2.827	41	2:12.782	+1.586	+1.293	5	2:13.117	+1.351	+0.927	27	2:24.752	+12.403	+10.936
11	2:16.951	+6.023	-2.117	42	2:11.196		-1.586	6	2:11.766		-1.351	(555) Marcel Deabel			
12	2:39.147	+28.219	+22.196	43	2:23.732	+12.536	+12.536	p7	2:28.164	+16.398	+16.398	p1			
13	1:06:27.686	:16.758	:48.539	(456) Aldo Angelini				8	2:06:06.190	:54.424	:38.026	2	5:50.119	3:37.591	
14	2:18.284	+7.356	1:09.402	1				9	2:32.209	+20.443	3:33.981	3	2:23.963	+11.435	-3:26.156
15	2:15.703	+4.775	-2.581	2	2:38.206	+26.879		10	2:28.554	+16.788	-3.655	4	2:24.450	+11.922	+0.487
16	2:12.872	+1.944	-2.831	3	2:28.758	+17.431	-9.448	11	2:25.660	+13.894	-2.894	5	2:22.195	+9.667	-2.255
17	2:11.132	+0.204	-1.740	4	2:29.205	+17.878	+0.447	12	2:25.946	+14.180	+0.286	p6	2:42.141	+29.613	+19.946
18	2:10.928		-0.204	p5	2:43.591	+32.264	+14.386	13	2:23.591	+11.825	-2.355	7	1:02:22.313	:09.785	9:40.172
19	2:28.682	+17.754	+17.754	6	1:04:02.284	50.957	:18.693	14	2:35.619	+23.853	+12.028	8	2:17.977	+5.449	:04.336
20	2:07:35.500	:24.572	:06.818	7	2:24.333	+13.006	1:37.951	15	1:06:23.235	:11.469	:47.616	9	2:16.727	+4.199	-1.250
21	2:22.701	+11.773	3:12.799	8	2:19.078	+7.751	-5.255	16	2:29.787	+18.021	3:53.448	10	2:19.032	+6.504	+2.305
22	2:17.810	+6.882	-4.891	9	2:21.869	+10.542	+2.791	17	2:27.706	+15.940	-2.081	11	2:12.528		-6.504
23	2:14.007	+3.079	-3.803	10	2:15.619	+4.292	-6.250	18	2:24.000	+12.234	-3.706	12	2:16.499	+3.971	+3.971
24	2:15.005	+4.077	+0.998	11	2:17.131	+5.804	+1.512	19	2:29.788	+18.022	+5.788	13	2:17.215	+4.687	+0.716
25	2:11.920	+0.992	-3.085	12	2:32.521	+21.194	+15.390	20	2:36.883	+25.117	+7.095	14	2:25.594	+13.066	+8.379
26	2:23.410	+12.482	+11.490	13	1:04:48.166	36.839	:15.645	(131) Björn Eichstädt				15	1:03:27.358	:14.830	:01.764
27	1:04:02.406	:51.478	:38.996	14	2:19.075	+7.748	2:29.091	1				16	2:33.496	+20.968	:53.862
28	2:18.453	+7.525	1:43.953	15	2:19.578	+8.251	+0.503	2	2:13.233	+1.053		17	2:18.176	+5.648	-15.320
29	2:16.663	+5.735	-1.790	16	2:17.043	+5.716	-2.535	3	2:13.600	+1.420	+0.367	18	2:16.813	+4.285	-1.363
30	2:15.557	+4.629	-1.106	17	2:15.436	+4.109	-1.607	4	2:12.180		-1.420	19	2:15.081	+2.553	-1.732
31	2:17.756	+6.828	+2.199	18	2:15.389	+4.062	-0.047	p5	2:28.120	+15.940	+15.940	20	2:18.757	+6.229	+3.676
32	2:12.800	+1.872	-4.956	19	2:13.458	+2.131	-1.931	6	1:05:32.322	:20.142	:04.202	21	2:16.763	+4.235	-1.994
33	2:26.549	+15.621	+13.749	20	2:25.496	+14.169	+12.038	7	2:21.301	+9.121	3:11.021	22	2:29.919	+17.391	+13.166
(27) Rene Schorch				21	2:05:46.160	34.833	:20.664	8	2:13.106	+0.926	-8.195	23	2:05:47.693	:35.165	:17.774
p1				22	2:22.420	+11.093	3:23.740	9	2:13.689	+1.509	+0.583	24	2:18.262	+5.734	3:29.431
2	4:57.690	2:46.494		23	2:17.377	+6.050	-5.043	10	2:14.878	+2.698	+1.189	25	2:20.667	+8.139	+2.405
3	2:26.466	+15.270	-2:31.224	24	2:14.853	+3.526	-2.524	11	2:19.624	+7.444	+4.746	26	2:22.237	+9.709	+1.570
4	2:23.781	+12.585	-2.685	25	2:14.394	+3.067	-0.459	12	2:19.624	+7.444	+4.746	27	2:19.250	+6.722	-2.987
p5	2:50.272	+39.076	+26.491	26	2:12.671	+1.344	-1.723	13	1:04:47.887	:35.707	:18.857	28	2:17.732	+5.204	-1.518
6	1:04:33.628	:22.432	:43.356	27	2:27.975	+16.648	+15.304	14	2:24.218	+12.038	2:23.669	29	2:18.005	+5.477	+0.273
7	2:31.709	+20.513	2:01.919	28	1:04:09.070	57.743	:41.095	15	2:18.390	+6.210	-5.828	30	2:25.355	+12.827	+7.350
8	2:27.873	+16.677	-3.836	29	2:16.113	+4.786	1:52.957	16	2:21.932	+9.752	+3.542	31	1:02:14.723	:02.195	9:49.368
9	2:24.798	+13.602	-3.075	30	2:13.249	+1.922	-2.864	17	2:16.128	+3.948	-5.804	32	2:23.905	+11.377	9:50.818
10	2:31.354	+20.158	+6.556	31	2:13.130	+1.803	-0.119	18	2:17.720	+5.540	+1.592	33	2:21.298	+8.770	-2.607
11	2:27.843	+16.647	-3.511	32	2:16.672	+5.345	+3.542	19	2:13.386	+1.206	-4.334	34	2:15.026	+2.498	-6.272
12	2:44.014	+32.818	+16.171	33	2:12.026	+0.699	-4.646	20	2:24.543	+12.363	+11.157	35	2:17.624	+5.096	+2.598
13	1:04:35.182	:23.986	:51.168	34	2:14.679	+3.352	+2.653	(580) Andreas Kroes				36	2:16.706	+4.178	-0.918
14	2:20.886	+9.690	2:14.296	35	2:44.745	+33.418	+30.066	1				37	2:18.527	+5.999	+1.821
15	2:27.189	+15.993	+6.303	36	1:04:46.521	35.194	:01.776	2	2:17.914	+5.565		38	2:29.567	+17.039	+11.040
16	2:21.256	+10.060	-5.933	37	2:16.998	+5.671	2:29.523	3	2:19.366	+7.017	+1.452	(122) Patrick Pensel			
17	2:21.299	+10.103	+0.043	38	2:13.160	+1.833	-3.838	4	2:15.060	+2.711	-4.306	1			
18	2:18.562	+7.366	-2.737	39	2:11.327			p5	2:35.114	+22.765	+20.054	2	2:15.432	+2.590	
19	2:18.016	+6.820	-0.546	40	2:11.938	+0.611	+0.611	6	1:05:04.848	:52.499	:29.734	3	2:15.845	+3.003	+0.413
20	2:36.816	+25.620	+18.800	41	2:12.696	+1.369	+0.758	7	2:13.887	+1.538	2:50.961	4	2:12.842		-3.003
21	2:05:36.142	:24.946	:59.326	42	2:14.428	+3.101	+1.732	8	2:12.349		-1.538	p5	2:23.111	+10.269	+10.269
22	2:21.751	+10.555	3:14.391	43	2:43.818	+32.491	+29.390	9	2:12.883	+0.534	+0.534	p6	5:32.225	3:19.383	3:09.114
23	2:24.092	+12.896	+2.341	(461) Frank Wiechmann				10	2:15.394	+3.045	+2.511	(12) Lutz Gröpler			
24	2:26.285	+15.089	+2.193	p1				11	2:17.656	+5.307	+2.262	p1			
25	2:29.509	+18.313	+3.224	2	6:12.953	4:01.320		Orbits							



TripleMMM & HPS

Sonntag Freies Fahren

Lausitzring 4,625 Km

1Turn - 24Turn

30.08.2015 09:00

Training started at 9:00:54

Table with 5 columns: Lap, Lap Tm, Diff, Abst. Rows 2-40.

(753) Torsten Steffens

Table with 5 columns: Lap, Lap Tm, Diff, Abst. Rows 1-22.

(135) Martina Fenkart

Table with 5 columns: Lap, Lap Tm, Diff, Abst. Rows 1-2.

Table with 5 columns: Lap, Lap Tm, Diff, Abst. Rows 3-43.

(212) Michael Herdlitschke

Table with 5 columns: Lap, Lap Tm, Diff, Abst. Rows p1-6.

(29) David Grassow

Table with 5 columns: Lap, Lap Tm, Diff, Abst. Rows 1-11.

(80) Christian Derksen

Table with 5 columns: Lap, Lap Tm, Diff, Abst. Rows p1-3.

Table with 5 columns: Lap, Lap Tm, Diff, Abst. Rows 4-38.

(31) Stefan Schumacher

Table with 5 columns: Lap, Lap Tm, Diff, Abst. Rows 1-24.

(999) Thomas Lüh

Table with 5 columns: Lap, Lap Tm, Diff, Abst. Rows p1-4.

Table with 5 columns: Lap, Lap Tm, Diff, Abst. Rows p5-11.

(99) Daniel Hühner

Table with 5 columns: Lap, Lap Tm, Diff, Abst. Rows 1-41.

(137) Claudia Kleinmeyer

Table with 5 columns: Lap, Lap Tm, Diff, Abst. Rows p1-15.

Orbits





TripleMMM & HPS

Sonntag Freies Fahren

Lausitzring 4,625 Km

1Turn - 24Turn

30.08.2015 09:00

Training started at 9:00:54

Lap	Lap Tm	Diff	Abst.	Lap	Lap Tm	Diff	Abst.	Lap	Lap Tm	Diff	Abst.	Lap	Lap Tm	Diff	Abst.
16	2:29.509	+8.245	-7.327	3	2:30.729	+4.658	-1:48.604	3	2:36.680	+8.190	-0.422	17	2:33.160	+1.514	+1.514
17	2:24.612	+3.348	-4.897	4	2:29.291	+3.220	-1.438	4	2:34.049	+5.559	-2.631	18	2:39.724	+8.078	+6.564
18	2:21.264	-3.348	-3.348	5	2:26.071	-3.220	-3.220	5	2:34.272	+5.782	+0.223	19	2:48.634	+16.988	+8.910
19	2:22.053	+0.789	+0.789	p6	2:41.255	+15.184	+15.184	6	2:33.413	+4.923	-0.859	20	2:05:42.351	:10.705	:53.717
20	2:21.658	+0.394	-0.395	7	2:23:56.425	30.354	:15.170	p7	2:39.585	+11.095	+6.172	21	2:39.149	+7.503	:03.202
21	2:31.302	+10.038	+9.644	8	2:33.349	+7.278	1:23.076	8	1:03:11.269	:42.779	:31.684	22	2:39.179	+7.533	+0.030
22	2:05:02.411	:41.147	:31.109	9	2:27.960	+1.889	-5.389	9	2:35.008	+6.518	:36.261	23	2:40.009	+8.363	+0.830
23	2:32.145	+10.881	:30.266	10	2:26.279	+0.208	-1.681	10	2:35.827	+7.337	+0.819	24	2:33.132	+1.486	-6.877
24	2:27.583	+6.319	-4.562	11	2:26.353	+0.282	+0.074	11	2:32.788	+4.298	-3.039	25	2:35.974	+4.328	+2.842
25	2:26.036	+4.772	-1.547	12	2:28.336	+2.265	+1.983	12	2:32.095	+3.605	-0.693	26	2:48.591	+16.945	+12.617
26	2:25.178	+3.914	-0.858	13	2:35.576	+9.505	+7.240	13	2:40.884	+12.394	+8.789	27	1:03:21.926	:50.280	:33.335
27	2:24.382	+3.118	-0.796	14	2:06:22.417	56.346	:46.841	14	2:32.190	+3.700	-8.694	28	2:40.193	+8.547	:41.733
28	2:33.711	+12.447	+9.329	15	2:32.806	+6.735	:349.611	15	2:40.785	+12.295	+8.595	29	2:39.558	+7.912	-0.635
29	1:06:25.674	:04.410	:51.963	16	2:27.798	+1.727	-5.008	16	2:04:48.276	:19.786	:07.491	30	2:34.579	+2.933	-4.979
30	2:29.991	+8.727	:55.683	17	2:29.522	+3.451	+1.724	17	2:33.914	+5.424	:14.362	31	2:34.512	+2.866	-0.067
31	2:26.698	+5.434	-3.293	18	2:27.398	+1.327	-2.124	18	2:37.289	+8.799	+3.375	32	2:36.254	+4.608	+1.742
32	2:23.707	+2.443	-2.991	19	2:35.497	+9.426	+8.099	19	2:36.198	+7.708	-1.091	33	2:43.038	+11.392	+6.784
33	2:30.907	+9.643	+7.200					20	2:35.161	+6.671	-1.037				
34	2:33.749	+12.485	+2.842					21	2:36.055	+7.565	+0.894				
				(143) Dennis Maschke				22	2:40.576	+12.086	+4.521	(138) FRANK ZEFFNER			
				p1				23	1:03:02.782	:34.292	:22.206	1	2:34.830	+1.781	
(8) Andreas Ulm				2	6:00.812	:32.552		24	2:35.017	+6.527	:27.765	2	2:33.049	-1.781	
p1				3	2:38.733	+10.473	-3:22.079	25	2:33.044	+4.554	-1.973	3	2:47.084	+14.035	+14.035
2	5:12.066	2:49.348		4	2:33.365	+5.105	-5.368	26	2:32.315	+3.825	-0.729	4	1:11:17.029	:43.980	:29.945
3	2:32.228	+9.510	-2:39.838	p5	2:44.084	+15.824	+10.719	27	2:28.490	-3.825	-3.825	5	2:39.795	+6.746	:37.234
4	2:28.587	+5.869	-3.641	6	1:05:29.274	01.014	:45.190	28	2:30.070	+1.580	+1.580	6	2:36.051	+3.002	-3.744
p5	2:49.654	+26.936	+21.067	7	2:36.221	+7.961	:53.053	29	2:38.411	+9.921	+8.341	7	2:45.919	+12.870	+9.868
6	1:05:35.368	:12.650	:45.714	8	2:34.715	+6.455	-1.506					8	2:14:36.652	:03.603	:50.733
7	2:32.745	+10.027	:02.623	9	2:33.105	+4.845	-1.610					9	2:37.421	+4.372	1:59.231
8	2:32.620	+9.902	-0.125	10	2:34.761	+6.501	+1.656	(717) Rene Ociepga				10	2:41.414	+8.365	+3.993
9	2:29.860	+7.142	-2.760	11	2:32.530	+4.270	-2.231	p1				11	2:43.922	+10.873	+2.508
10	2:34.017	+11.299	+4.157	12	2:46.268	+18.008	+13.738	2	5:28.867	2:58.067		12	1:10:35.717	:02.668	:51.795
11	2:35.575	+12.857	+1.558	13	1:02:36.398	08.138	9:50.130	3	2:45.495	+14.695	-2:43.372	13	2:36.057	+3.008	:59.660
12	2:43.242	+20.524	+7.667	14	2:38.925	+10.665	:95.473	4	2:45.998	+15.198	+0.503	14	2:33.272	+0.223	-2.785
13	1:03:31.010	:08.292	:47.768	15	2:36.666	+8.406	-2.259	p5	2:55.330	+24.530	+9.332	15	2:46.849	+13.800	+13.577
14	2:27.925	+5.207	1:03.085	16	2:30.508	+2.248	-6.158	6	1:04:12.851	:42.051	:17.521				
15	2:25.835	+3.117	-2.090	17	2:30.472	+2.212	-0.036	7	2:42.907	+12.107	1:29.944				
16	2:38.016	+15.298	+12.181	18	2:32.527	+4.267	+2.055	8	2:42.189	+11.389	-0.718	(444) Nancy Röser			
17	2:24.386	+1.668	-13.630	19	2:28.260	-4.267	-9.003	9	2:42.493	+11.693	+0.304	p1			
18	2:31.479	+8.761	+0.112	20	2:43.019	+14.759	+14.759	10	2:39.684	+8.884	-2.809	2	4:44.347	2:09.429	
19	2:31.591	+8.873	+0.112	21	2:05:57.056	28.796	:14.037	11	2:38.294	+7.494	-1.390	3	2:43.189	+8.271	-2:01.158
20	2:38.519	+15.801	+6.928	22	2:43.967	+15.707	:313.089	12	2:43.684	+12.884	+5.390	4	2:42.783	+7.865	-0.406
21	2:05:25.057	:02.339	:46.538	23	2:37.839	+9.579	-6.128	13	1:02:21.642	:50.842	9:37.958	5	2:43.241	+8.323	+0.458
22	2:35.980	+13.262	2:49.077	24	2:36.575	+8.315	-1.264	14	2:49.157	+18.357	:932.485	p6	2:53.265	+18.347	+10.024
23	2:29.722	+7.004	-6.258	25	2:33.363	+5.103	-3.212	15	2:38.387	+7.587	-10.770	7	1:04:05.508	:30.590	:12.243
24	2:35.349	+12.631	+5.627	26	2:52.197	+23.937	+18.834	16	2:35.319	+4.519	-3.068	8	2:40.363	+5.445	1:25.145
25	2:29.263	+6.545	-6.086					17	2:34.218	+3.418	-1.101	9	2:40.319	+5.401	-0.044
26	2:30.164	+7.446	+0.901	(152) Thomas Wosnitza				18	2:36.691	+5.891	+2.473	10	2:37.234	+2.316	-3.085
27	2:34.969	+12.251	+4.805	p1				19	2:30.800	-5.891	-5.891	11	2:34.918	-2.316	-2.316
28	1:01:53.347	:30.629	9:18.378	2	6:20.305	:35.017		20	2:39.839	+9.039	+9.039	12	2:45.586	+10.668	+10.668
29	2:30.859	+8.141	:92.248	3	2:32.651	+4.363	-3:47.654					13	1:05:39.451	:04.533	:53.865
30	2:26.592	+3.874	-4.267	4	2:37.305	+9.017	+4.654	(256) Thomas Ruhland				14	2:38.411	+3.493	:01.040
31	2:25.356	+2.638	-1.236	p5	2:53.113	+24.825	+15.808	p1				15	2:44.663	+9.745	+6.252
32	2:28.523	+5.805	+3.167	6	1:04:36.473	08.185	:43.360	2	6:30.126	:358.480		16	2:37.272	+2.354	-7.391
33	2:23.089	+0.371	-5.434	7	2:35.988	+7.700	2:00.485	3	2:35.760	+4.114	-3:54.366	17	2:35.150	+0.232	-2.122
34	2:37.430	+14.712	+14.341	8	2:28.288	-7.700	-7.700	4	2:39.828	+8.182	+4.068	18	2:35.534	+0.616	+0.384
35	1:05:35.024	:12.306	:57.594	9	2:29.327	+1.039	+1.039	p5	2:41.983	+10.337	+2.155	19	2:46.774	+11.856	+11.240
36	2:31.390	+8.672	:03.634	10	2:44.844	+16.556	+15.517	6	1:05:33.624	:01.978	:51.641	20	2:05:55.271	:20.353	:08.497
37	2:28.295	+5.577	-3.095	11	1:11:38.107	09.819	:53.263	7	2:37.397	+5.751	:56.227	21	2:47.020	+12.102	:08.251
38	2:25.341	+2.623	-2.959	12	2:33.880	+5.592	:04.227	8	2:33.939	+2.293	-3.458	22	2:48.217	+13.299	+1.197
39	2:25.603	+2.885	+0.262	13	2:36.121	+7.833	+2.241	9	2:36.007	+4.361	+2.068	23	2:47.776	+12.858	-0.441
40	2:23.006	+0.288	-2.597	14	2:31.112	+2.824	-5.009	10	2:35.576	+3.930	-0.431	24	2:44.503	+9.585	-3.273
41	2:22.718	-0.288	-0.288	15	2:32.591	+4.303	+1.479	11	2:35.482	+3.836	-0.094	25	2:49.297	+14.379	+4.794
42	2:29.070	+6.352	+6.352	16	2:38.586	+10.298	+5.995	12	2:46.257	+14.611	+10.775				
								13	1:03:56.046	:24.400	:09.789	(142) Hendrik Giese			
(843) Diethelm Näthe				(455) Hans-J. Müller				14	2:56.482	+24.836	:59.564	p1			
p1				1				15	2:34.345	+2.699	-22.137	2	6:20.884	3:40.621	
2	4:19.333	1:53.262		2	2:37.102	+8.612		16	2:31.646	-2.699	-2.699	3	2:45.154	+4.891	-3:35.730

Orbits

Livetiming und Listen siehe www.zeitnahmeteam.de

Gedruckt: 30.08.2015 18:20:10



22/23



TripleMMM & HPS

Sonntag Freies Fahren

Lausitzring 4,625 Km

1Turn - 24Turn

30.08.2015 09:00

Training started at 9:00:54

Lap	Lap Tm	Diff	Abst.	Lap	Lap Tm	Diff	Abst.	Lap	Lap Tm	Diff	Abst.	Lap	Lap Tm	Diff	Abst.
4	2:40.263		-4.891												
p5	2:47.573	+7.310	+7.310												
6	1:05:29.631	:49.368	:42.058												
7	2:47.991	+7.728	2:41.640												
8	2:42.584	+2.321	-5.407												
9	2:41.053	+0.790	-1.531												
10	2:40.278	+0.015	-0.775												
11	2:49.943	+9.680	+9.665												

Orbits

Livetiming und Listen siehe www.zeitnahmeteam.de

Gedruckt: 30.08.2015 18:20:10



23/23