



Instruktorenbörse

Montag

Sachsenring 0,000 Km

Freies Fahren

17.08.2015 08:40

Training started at 8:43:13


<b>(404) Thieme, Andreas</b>			<b>(412) Schulze, Steven</b>			<b>(410) Balzer, Norbert</b>			<b>(399) Arnold, Christian</b>		
1	1:54.728	-17.577	1	1:43.866	+4.983	1	1:51.554	+11.647	1	1:50.438	+11.444
2	1:45.168	+8.017	2	1:41.225	+2.342	2	1:51.114	+11.207	2	1:44.012	+5.018
3	1:42.653	+5.502	3	1:41.005	+2.122	3	1:43.598	+3.691	3	1:43.533	+4.539
4	1:38.959	+1.808	4	1:39.635	+0.752	4	1:42.140	+2.233	4	1:42.386	+3.392
5	1:38.745	+1.594	5	1:38.683		5	1:42.286	+2.379	5	1:42.545	+3.551
6	1:37.996	+0.845	6	1:39.448	+0.694	6	1:42.857	+10.950	6	1:42.007	+3.013
p7	1:45.196	+8.045	7			p6	1:50.857	+10.950	p7	1:48.926	+9.932
8	51:53.147	+50:15.996	8			7	51:58.117	+50:18.210	8	52:31.845	+50:52.851
9	1:37.151		9			8	1:39.507		9	1:38.994	
10	4:56:01.171	+4:54:24.020	10			9	1:43.145	+3.238	10	1:50.438	+11.444
11	2:13.469	+36.318	11			10	4:54:07.456	+4:52:27.549	11	1:44.012	+5.018
12	2:09.144	+31.993	12			11	2:09.419	+29.512	12	1:43.533	+4.539
13	2:05.890	+28.739	13			12	2:10.983	+31.076	13	1:42.386	+3.392
14	6:37.831	+5:00.680	14			13	2:06.599	+26.692	14	1:42.545	+3.551
15	1:58.973	+21.822	15			14	2:04.314	+24.407	15	1:42.007	+3.013
16	2:01.498	+24.347	16			15	5:24.351	+3:44.444	16	1:42.007	+3.013
17	1:58.813	+21.662	17			16	2:01.811	+21.904	p7	1:48.926	+9.932
18	1:57.832	+20.681	18			17	1:57.996	+18.089	8	52:31.845	+50:52.851
19	39:41.676	+38:04.525	19			18	1:57.338	+17.631	9	1:38.994	
20	1:57.045	+19.894	20			19	1:56.687	+16.780	10	1:50.438	+11.444
21	1:55.860	+18.709	21			20	39:35.192	+37:55.285	11	1:44.012	+5.018
22	1:57.220	+20.069	22			21	2:05.187	+25.280	12	1:43.533	+4.539
23	6:26.094	+4:48.943	23			22	1:56.777	+16.870	13	1:42.386	+3.392
24	2:00.509	+23.358	24			23	1:58.977	+19.070	14	1:42.545	+3.551
25	1:58.710	+21.559	25			24	6:12.931	+4:33.024	15	1:42.007	+3.013
26	1:56.456	+19.305	26			25	1:59.389	+19.482	16	1:42.007	+3.013
<b>(422) Roes, Norbert</b>			<b>(311) Pritsch, Hermann</b>			<b>(405) Lyko, Stefan</b>			<b>(403) Streckel, Hartmut</b>		
1	1:51.843	+14.240	1	1:58.051	-18.861	1	1:55.918	+15.767	1	1:47.674	+6.787
2	1:49.164	+11.561	2	1:51.923	+12.733	2	1:40.151		2	1:44.282	+3.395
3	1:43.072	+5.469	3	1:46.115	+6.925	p3	1:47.576	+7.425	3	1:44.486	+3.599
4	1:43.851	+6.248	4	3:25.452	+1:46.262	4	59:10.269	+57:30.118	4	1:43.471	+2.584
5	1:42.540	+4.937	p5	1:49.029	+9.839	5	1:41.212	+1.061	5	1:41.675	+0.788
p6	1:46.972	+9.369	6	52:51.794	+51:12.604	6	4:54:01.944	+4:52:21.793	6	1:41.675	+0.788
7	53:08.929	+51:31.326	7	1:47.277	+8.087	7	1:59.114	+18.963	p6	1:48.948	+8.061
8	1:37.603		8	1:39.279	+0.089	8	1:57.682	+17.531	7	52:51.121	+51:10.234
9	4:54:22.868	+4:52:45.265	9	1:40.815	+1.625	9	1:56.170	+16.019	8	1:40.887	
10	2:19.986	+42.383	10	1:42.422	+3.232	10	1:54.405	+14.254	9	4:57:27.732	+4:55:46.845
11	2:19.627	+42.024	11			11	6:02.648	+4:22.497	10	2:08.604	+27.717
12	2:19.319	+41.716	12			12	1:49.635	+9.484	11	2:06.607	+25.720
13	53:16.887	+51:39.284	13			13	1:51.317	+11.166	12	2:03.392	+22.505
14	2:11.863	+34.260	14			14	1:54.574	+14.423	13	6:24.964	+4:44.077
15	2:12.029	+34.426	15			15	42:23.694	+40:43.543	14	2:01.758	+20.871
16	2:14.034	+36.431	16			16	1:53.500	+13.349	15	2:03.920	+23.033
17	7:16.901	+5:39.298	17			17	1:51.860	+11.709	16	1:58.124	+17.237
18	2:10.967	+33.364	18			18	1:54.280	+14.129	17	1:55.718	+14.831
19	2:08.987	+31.384	19			19	7:34.236	+5:54.085	<b>(413) Driedenhofen, Lars</b>		
20	2:07.527	+29.924	20			20	2:00.620	+20.469	1	1:45.707	+4.765
<b>(409) Schneck, Christian</b>			<b>(408) Jüchter, Falk</b>			<b>(402) Hintz, Michael</b>			2	1:43.637	+2.695
p1	2:00.716	+22.634	1	1:54.845	-15.618	1	1:54.545	+15.211	3	1:41.985	+1.043
2	3:25.581	+1:47.499	2	1:48.515	+9.288	2	1:46.391	+7.057	4	1:41.429	+0.487
3	1:38.082		3	1:44.952	+5.725	3	1:41.151	+1.817	5	1:40.942	
p4	1:46.739	+8.657	4	1:44.251	+5.024	4	1:39.518	+0.184	p6	1:47.703	+6.761
5	5:51:21.185	+5:49:43.103	5	1:44.976	+5.749	5	1:39.334		7	49:33.090	+47:52.148
6	2:13.712	+35.630	p6	2:02.287	+23.060	6	1:39.471	+0.137	8	3:23.424	+1:42.482
7	2:09.148	+31.066	7	52:41.125	+51:01.898	p7	1:44.910	+5.576	9	1:42.838	+1.896
8	2:03.939	+25.857	8	1:39.227		8	53:02.675	+51:23.341	10	5:54:23.598	+5:52:42.656
9	2:07.077	+28.995	9	4:56:39.595	+4:55:00.368	9	4:55:00.338	+4:53:21.004	11	2:14.824	+33.882
10	6:41.143	+5:03.061	10	2:30.957	+51.730	<b>(414) Ochs, Thomas</b>			1	1:54.300	+13.997
11	7:22.096	+5:44.014	11			1	1:54.300	+13.997	2	1:48.821	+8.518
<b>(471) Zimmermann, Jens</b>			<b>(401) Hintz, Michael</b>			2	1:47.658	+7.355	3	1:47.658	+7.355
1	1:54.381	+15.627	1	1:54.545	+15.211						
2	1:48.067	+9.313	2	1:46.391	+7.057						
			3	1:41.151	+1.817						
			4	1:39.518	+0.184						
			5	1:39.334							
			6	1:39.471	+0.137						
			p7	1:44.910	+5.576						
			8	53:02.675	+51:23.341						
			9	4:55:00.338	+4:53:21.004						

Orbits

Ergebnisse und Livetiming unter [www.zeitnahmeteam.de](http://www.zeitnahmeteam.de)

Lizenziert für ADA





Instruktorenbörse

Montag

Sachsenring 0,000 Km

Freies Fahren

17.08.2015 08:40

Training started at 8:43:13


12	2:12.277	+31.335	24	2:11.729	+30.529	19	2:06.312	+23.483	2	1:53.797	+9.177
13	2:10.401	+29.459	25	2:08.274	+27.074	20	2:04.781	+21.952	3	1:56.809	+12.189
(421) Kämpf, Carsten			26	2:16.193	+34.993	21	40:26.790	+38:43.961	4	3:31.995	+1:47.375
1	1:44.046	+2.973	27	7:00.816	+5:19.616	22	2:06.714	+23.885	p5	1:51.251	+6.631
2	1:41.073		28	2:01.449	+20.249	23	2:11.449	+28.620	6	53:09.847	+51:25.227
p3	1:46.586	+5.513	29	2:06.233	+25.033	24	6:20.593	+4:37.764	7	1:44.620	
4	30:31.635	+28:50.562	30	2:03.951	+22.751	25	2:08.408	+25.579	8	2:05.758	+21.138
p5	2:21.546	+40.473	(437) Kirchhoff, Harry			26	2:06.655	+23.826	9	1:51.829	+7.209
6	41:05.153	+39:24.080	1	1:53.886	+12.584	27	2:05.557	+22.728	10	1:44.635	+0.015
7	1:52.067	+10.994	2	1:48.270	+6.968	(418) Riedel, Carsten			(331) Lenefeld, Eric		
8	1:52.651	+11.578	3	1:45.812	+4.510	1	1:53.946	+11.052	1	2:35.596	+50.919
9	1:54.340	+13.267	4	1:43.912	+2.610	2	1:49.517	+6.623	2	2:00.699	+16.022
10	1:48.152	+7.079	5	1:42.324	+1.022	3	1:48.253	+5.359	3	3:36.378	+1:51.701
11	4:32:14.071	+4:30:32.998	p6	1:48.951	+7.649	4	1:45.998	+3.104	p4	2:03.709	+19.032
12	2:09.468	+28.395	7	54:07.793	+52:26.491	5	1:46.770	+3.876	5	52:21.686	+50:37.009
13	2:05.663	+24.590	8	1:41.302		p6	1:59.098	+16.204	6	1:49.476	+4.799
14	2:03.203	+22.130	(425) Wennefehr, Stephan			7	52:21.555	+50:38.661	7	1:49.823	+5.146
15	54:16.612	+52:35.539	1	2:03.027	+20.619	8	1:42.894		8	1:48.299	+3.622
16	2:04.298	+23.225	2	1:55.142	+12.734	9	5:27:36.733	+5:25:53.839	9	1:50.210	+5.533
17	2:01.202	+20.129	3	1:51.156	+8.748	10	2:30.053	+47.159	10	1:44.677	
18	2:02.570	+21.497	4	1:46.940	+4.532	11	2:24.038	+41.144	11	4:47:06.504	+4:45:21.827
19	2:03.902	+22.829	5	1:46.374	+3.966	12	54:13.314	+52:30.420	12	2:16.711	+32.034
(417) Helmich, Claudius			p6	1:49.701	+7.293	13	2:21.605	+38.711	13	2:12.692	+28.015
1	1:47.558	+6.467	7	51:27.845	+49:45.437	14	2:25.733	+42.839	14	2:13.875	+29.198
2	1:43.943	+2.852	8	1:42.901	+0.493	15	2:24.716	+41.822	15	2:07.757	+23.080
3	1:45.146	+4.055	9	1:42.408		(433) Helmes, Arno			16	38:25.233	+36:40.556
4	1:46.390	+5.299	10	2:52:44.443	+2:51:02.035	1	1:54.635	+11.037	17	2:11.809	+27.132
5	1:44.186	+3.095	11	2:13.812	+31.404	2	1:49.297	+5.699	18	2:08.460	+23.783
p6	1:59.618	+18.527	12	2:13.477	+31.069	3	1:48.483	+4.885	19	2:04.849	+20.172
7	52:38.089	+50:56.998	13	2:12.236	+29.828	4	1:45.433	+1.835	20	5:50.061	+4:05.384
8	1:41.091		14	2:11.481	+29.073	5	1:44.521	+0.923	21	2:05.918	+21.241
9	4:55:14.176	+4:53:33.085	15	2:12.517	+30.109	p6	1:59.788	+16.190	22	2:03.700	+19.023
10	2:09.252	+28.161	16	1:58:33.506	+1:56:51.098	7	53:49.824	+52:06.226	23	2:05.580	+20.903
11	2:04.945	+23.854	17	5:47.430	+4:05.022	8	1:43.598		(330) Langbein, Stephan		
12	2:05.197	+24.106	18	2:10.419	+28.011	(419) Matzerath, Andre			1	2:34.375	+49.620
13	2:03.065	+21.974	19	2:09.802	+27.394	1	1:54.776	+11.122	2	1:54.460	+9.705
14	7:05.823	+5:24.732	20	2:06.543	+24.135	2	1:49.009	+5.355	p3	5:42.919	+3:58.164
15	2:04.437	+23.346	21	2:05.062	+22.654	3	1:48.455	+4.801	4	52:22.345	+50:37.590
16	2:02.048	+20.957	22	40:50.097	+39:07.689	4	1:45.878	+2.224	5	1:49.927	+5.172
17	2:07.310	+26.219	23	2:08.916	+26.508	5	1:47.105	+3.451	6	1:49.690	+4.935
(9) Reschke, Dominik			24	2:08.445	+26.037	p6	2:00.780	+17.126	7	1:47.886	+3.131
1	1:55.644	+14.444	25	6:05.833	+4:23.425	7	53:47.622	+52:03.968	8	1:47.999	+3.244
2	1:44.249	+3.049	26	2:05.614	+23.206	8	1:43.654		9	1:44.755	
3	1:42.085	+0.885	27	2:07.417	+25.009	9	4:53:34.667	+4:51:51.013	10	4:47:39.436	+4:45:54.681
p4	1:51.429	+10.229	28	2:07.463	+25.055	10	2:07.253	+23.599	11	2:24.759	+40.004
5	7:48.130	+6:06.930	(424) Tacke, Ulli			11	2:08.032	+24.378	12	2:16.001	+31.246
p6	2:08.440	+27.240	1	1:54.742	+11.913	12	2:02.885	+19.231	13	2:10.361	+25.606
7	2:57.724	+1:16.524	2	1:49.047	+6.218	13	2:01.571	+17.917	14	39:58.104	+38:13.349
8	1:55.493	+14.293	3	1:46.475	+3.646	14	6:16.592	+4:32.938	15	2:12.950	+28.195
p9	2:20.836	+39.636	4	1:45.038	+2.209	15	1:58.432	+14.778	16	2:07.283	+22.528
10	10:23.586	+8:42.386	5	1:46.272	+3.443	16	2:02.175	+18.521	17	2:05.198	+20.443
p11	4:26.950	+2:45.750	p6	1:59.557	+16.728	17	1:58.249	+14.595	18	5:49.600	+4:04.845
12	25:43.517	+24:02.317	7	50:28.574	+48:45.745	18	1:59.088	+15.434	19	2:05.255	+20.500
13	1:41.200		8	1:46.402	+3.573	19	40:02.834	+38:19.180	20	2:02.146	+17.391
14	4:54:51.260	+4:53:10.060	9	1:44.137	+1.308	20	1:59.361	+15.707	21	2:05.333	+20.578
15	2:24.856	+43.656	10	1:42.829		21	2:01.098	+17.444	(411) Meilves, Frank		
16	2:17.504	+36.304	11	4:53:56.878	+4:52:14.049	22	2:00.902	+17.248	1	1:55.319	+10.101
17	2:15.972	+34.772	12	2:16.424	+33.595	23	5:42.423	+3:58.769	2	1:47.531	+2.313
18	6:51.615	+5:10.415	13	2:16.368	+33.539	24	2:06.027	+22.373	3	1:47.340	+2.122
19	2:14.657	+33.457	14	2:11.352	+28.523	25	1:56.922	+13.268	4	1:45.218	
20	2:08.482	+27.282	15	2:14.505	+31.676	26	1:58.375	+14.721	5	1:46.811	+1.593
21	2:11.581	+30.381	16	5:18.813	+3:35.984	(301) Lenz, Thomas			p6	2:22.299	+37.081
22	2:09.221	+28.021	17	2:07.187	+24.358	1	1:57.434	+12.814	(333) Kersting, Tim		
23	37:29.710	+35:48.510	18	2:10.534	+27.705						

Orbits

Ergebnisse und Livetiming unter [www.zeitnahmeteam.de](http://www.zeitnahmeteam.de)

Lizenziert für ADA





Instruktorenbörse

Montag

Sachsenring 0,000 Km

Freies Fahren

17.08.2015 08:40

Training started at 8:43:13

1	2:35.389	+50.111	p5	2:00.797	+13.918	12	2:45.413	+57.715	6	1:52.094	+3.886
2	1:59.557	+14.279	7	52:03.906	+50:17.027	13	2:58.435	+1:10.737	7	1:52.964	+4.756
3	3:47.828	+2:02.550	6	1:48.799	+1.920	14	2:31.855	+44.157	8	1:54.178	+5.970
p4	1:57.572	+12.294	8	1:48.975	+2.096	15	2:35.062	+47.364	9	1:48.208	
5	52:45.553	+51:00.275	9	1:52.691	+5.812	16	51:32.550	+49:44.852			
6	1:45.278		10	1:50.861	+3.982	17	2:47.052	+59.354	(324) Nissen, Detlev		
7	42:26.978	+40:41.700	11	1:46.879		18	2:34.113	+46.415	1	1:58.414	+9.974
8	2:39.268	+53.990	(326) Plaschna, Mike			19	2:32.852	+45.154	2	2:00.055	+11.615
9	2:41.749	+56.471	1	1:59.067	+11.972	20	51:03.358	+49:15.660	3	2:07.612	+19.172
10	2:33.499	+48.221	2	1:54.998	+7.903	21	2:30.970	+43.272	4	3:46.411	+1:57.971
11	2:36.023	+50.745	3	1:47.925	+0.830	22	2:29.232	+41.534	p5	2:04.845	+16.405
12	3:27:22.889	+3:25:37.611	4	3:30.685	+1:43.590	23	2:33.763	+46.065	6	53:37.885	+51:49.445
13	2:53.607	+1:08.329	p5	1:53.027	+5.932	(321) Hölzer, Wayne			7	1:51.487	+3.047
14	2:45.866	+1:00.588	6	54:32.585	+52:45.490	1	1:57.702	+9.861	8	1:53.947	+5.507
15	2:46.589	+1:01.311	7	1:51.327	+4.232	2	1:57.630	+9.789	9	1:54.604	+6.164
16	2:50.136	+1:04.858	8	1:54.056	+6.961	3	1:57.758	+9.917	10	1:48.440	
17	53:06.225	+51:20.947	9	1:54.694	+7.599	4	3:45.153	+1:57.312	11	1:17:42.147	+1:15:53.707
18	2:58.774	+1:13.496	10	1:47.095		p5	1:57.345	+9.504	12	2:06.774	+18.334
19	2:55.567	+1:10.289	11	2:31:33.170	+2:29:46.075	6	52:18.602	+50:30.761	13	2:08.409	+19.969
20	2:52.154	+1:06.876	12	2:14.019	+26.924	7	1:49.659	+1.818	14	2:07.775	+19.335
21	50:45.913	+49:00.635	13	2:04.500	+17.405	8	1:49.894	+2.053	15	2:07.343	+18.903
22	2:41.739	+56.461	14	2:04.321	+17.226	9	1:51.674	+3.833	16	1:05:06.411	+1:03:17.971
23	2:53.569	+1:08.291	15	2:01.528	+14.433	10	1:51.950	+4.109	17	2:12.183	+23.743
24	2:42.452	+57.174	16	2:02.497	+15.402	11	1:47.841		18	2:10.837	+22.397
(309) Dözel, Helmut			17	1:56.028	+8.933	12	4:32:08.298	+4:30:20.457	19	2:11.412	+22.972
1	1:57.774	+12.270	18	1:55.808	+8.713	13	2:15.308	+27.467	20	2:09.547	+21.107
2	1:56.761	+11.257	19	1:46:24.073	+1:44:36.978	14	2:06.849	+19.008	21	2:09.358	+20.918
3	1:58.945	+13.441	20	2:18.466	+31.371	15	2:05.616	+17.775	22	2:08.073	+19.633
4	3:44.233	+1:58.729	21	17:33.487	+15:46.392	16	2:01.786	+13.945	(328) Giska, Christoph		
p5	1:58.745	+13.241	22	2:07.683	+20.588	17	6:09.534	+4:21.693	1	1:58.985	+10.376
6	52:04.777	+50:19.273	(314) Bergmann, Benjamin			18	2:02.748	+14.907	2	1:53.328	+4.719
7	1:48.592	+3.088	1	1:53.201	+5.707	19	47:25.127	+45:37.286	3	59:34.113	+57:45.504
8	1:45.504		2	1:55.470	+7.976	20	2:04.316	+16.475	4	1:57.599	+8.990
9	1:49.897	+4.393	3	1:58.168	+10.674	21	2:02.192	+14.351	5	1:52.305	+3.696
10	1:48.885	+3.381	p4	5:37.445	+3:49.951	22	5:56.555	+4:08.714	6	1:51.464	+2.855
11	1:48.026	+2.522	5	53:05.948	+51:18.454	23	1:58.394	+10.553	7	1:48.609	
(0)			6	1:55.683	+8.189	24	1:56.861	+9.020	8	4:34:40.979	+4:32:52.370
1	1:46.081		7	1:47.997	+0.503	(329) Kösel, Andreas			9	6:13.721	+4:25.112
2	12:10.746	+10:24.665	8	1:47.494		1	1:55.793	+7.911	10	5:57.293	+4:08.684
3	1:47.315	+1.234	9	1:48.767	+1.273	2	1:53.190	+5.308	11	2:09.226	+20.617
4	2:38:40.705	+2:36:54.624	(305) Franze, Rudi			3	2:05.152	+17.270	12	2:08.041	+19.432
5	2:06.272	+20.191	1	1:56.960	+9.459	4	3:48.471	+2:00.589	13	2:13.420	+24.811
6	5:49.624	+4:03.543	2	1:56.131	+8.630	p5	2:07.303	+19.421	14	2:07.630	+19.021
7	2:07.500	+21.419	3	1:58.522	+11.021	6	51:50.538	+50:02.656	15	41:08.324	+39:19.715
8	2:08.241	+22.160	p4	3:50.477	+2:02.976	7	1:51.790	+3.908	16	2:16.309	+27.700
9	2:08.231	+22.150	5	53:51.493	+52:03.992	8	1:50.502	+2.620	17	2:06.893	+18.284
10	1:18:02.159	+1:16:16.078	6	1:51.028	+3.527	9	1:50.310	+2.428	18	5:15.396	+3:26.787
11	2:13.655	+27.574	7	1:50.703	+3.202	10	1:51.473	+3.591	19	2:07.010	+18.401
12	58:16.434	+56:30.353	8	1:49.749	+2.248	11	1:47.882		20	2:04.634	+16.025
13	2:12.926	+26.845	9	1:52.649	+5.148	12	2:33:13.659	+2:31:25.777	(312) Birke, Uwe		
14	2:13.540	+27.459	10	1:47.501		13	2:20.738	+32.856	1	2:34.943	+46.072
15	2:12.778	+26.697	(1)			14	2:19.390	+31.508	2	1:58.037	+9.166
16	26:54.937	+25:08.856	1	1:49.878	+2.180	15	2:19.308	+31.426	3	3:41.981	+1:53.110
17	2:08.382	+22.301	2	1:47.698		16	5:22.365	+3:34.483	p4	2:04.418	+15.547
18	6:40.630	+4:54.549	p3	2:03.707	+16.009	17	3:17:49.443	+3:16:01.561	5	53:00.417	+51:11.546
19	2:08.607	+22.526	4	1:42:39.924	+1:40:52.226	18	2:19.889	+32.007	6	2:03.099	+14.228
20	2:07.009	+20.928	5	2:16.122	+28.424	19	2:12.237	+24.355	7	1:50.542	+1.671
21	17:13.202	+15:27.121	6	2:01.446	+13.748	20	2:15.898	+28.016	8	1:52.907	+4.036
22	2:23.913	+37.832	7	2:03.338	+15.640	(358) von Rüden, Michael			9	1:48.871	
(307) Böck, Peter			8	2:15.877	+28.179	1	1:59.153	+10.945	(308) Hick, Walter		
1	1:57.350	+10.471	9	2:23.164	+35.466	2	2:01.526	+13.318	1	1:57.014	+7.403
2	1:59.485	+12.606	10	3:26:01.468	+3:24:13.770	3	2:09.158	+20.950	2	1:55.798	+6.187
3	2:04.817	+17.938	11	2:50.468	+1:02.770	p4	3:57.358	+2:09.150	3	1:57.634	+8.023
4	3:41.377	+1:54.498				5	55:29.208	+53:41.000	p4	3:51.113	+2:01.502

Orbits

Ergebnisse und Livetiming unter [www.zeitnahmeteam.de](http://www.zeitnahmeteam.de)

Lizenziert für ADA!





Instruktorenbörse

Montag

Sachsenring 0,000 Km

Freies Fahren

17.08.2015 08:40

Training started at 8:43:13

5	53:51.954	+52:02.343	1	1:54.841	+3.663	24	2:07.576	+15.736	20	2:15.883	+23.407
6	1:51.835	+2.224	2	59:29.635	+57:38.457	25	2:07.036	+15.196	21	1:47:07.540	+1:45:15.064
7	1:50.413	+0.802	3	1:57.452	+6.274				22	2:22.174	+29.698
8	1:49.611		4	1:53.279	+2.101	(303) Günter, Martina			23	2:24.142	+31.666
9	1:50.610	+0.999	5	1:51.178		1	2:35.075	+43.215	24	2:21.945	+29.469
10	1:49.689	+0.078	6	4:34:15.925	+4:32:24.747	2	1:58.718	+6.858	25	7:33.946	+54.1470
(323) Posch, Markus			7	2:24.795	+33.617	3	3:48.993	+1:57.133	26	2:20.855	+28.379
1	2:35.519	+45.473	8	2:17.926	+26.748	p4	2:01.569	+9.709	27	2:16.660	+24.184
2	2:04.227	+14.181	9	2:15.841	+24.663	5	53:26.357	+51:34.497	28	48:19.941	+46:27.465
p3	5:51.479	+4:01.433	10	6:51.697	+5:00.519	6	1:51.860		(302) Thiet, Werner		
4	54:54.234	+53:04.188	11	2:14.273	+23.095	7	1:53.056	+1.196	1	1:57.885	+3.222
5	1:57.700	+7.654	12	2:08.850	+17.672	8	1:52.470	+0.610	2	1:56.002	+1.339
6	1:50.046		13	2:11.832	+20.654	9	1:52.828	+0.968	3	2:02.787	+8.124
7	1:50.247	+0.201	14	2:08.991	+17.813	10	1:18:43.835	+1:16:51.975	p4	4:00.591	+2:05.928
8	5:32:48.581	+5:30:58.535	15	37:30.544	+35:39.366	11	2:24.843	+33.023	5	54:11.809	+52:17.146
9	2:11.751	+21.705	16	2:11.141	+19.963	12	2:20.947	+29.087	6	1:54.750	+0.087
10	2:11.261	+21.215	17	2:08.077	+16.899	13	2:17.500	+25.640	7	1:54.663	
11	2:02.630	+12.584	18	2:15.750	+24.572	14	3:39:39.284	+3:37:47.424	8	1:57.145	+2.482
12	2:02.891	+12.845	19	7:00.810	+5:09.632	15	2:47.557	+55.697	9	1:56.196	+1.533
13	6:52.960	+5:02.914	20	2:01.505	+10.327	16	2:32.254	+40.394	(320) Heinrich, Jörg		
14	2:08.999	+18.953	21	2:06.417	+15.239	(313) Steffen, Andreas			1	2:35.021	+40.004
15	2:04.552	+14.506	22	2:03.785	+12.607	1	2:34.920	+42.450	2	2:22.234	+27.217
16	2:05.933	+15.887	(318) Brausen, Udo			2	2:00.051	+7.581	p3	4:26.574	+2:31.557
(310) Fischer, Alfons			1	2:35.079	+43.646	p3	5:51.272	+3:58.802	4	53:52.232	+51:57.215
1	1:57.944	+7.016	2	2:21.238	+29.805	4	52:47.709	+50:55.239	5	2:10.874	+15.857
2	1:58.634	+7.706	p3	4:26.886	+2:35.453	5	2:07.728	+15.258	6	2:00.447	+5.430
3	2:05.702	+14.774	4	53:51.795	+52:00.362	6	1:54.292	+1.822	7	1:59.582	+4.565
p4	3:57.154	+2:06.226	5	2:07.656	+16.223	7	1:54.082	+1.612	8	1:55.017	
5	53:48.252	+51:57.324	6	1:56.082	+4.649	8	1:52.470		(334) Friedrichsen, Kai		
6	1:50.928		7	1:53.094	+1.661	9	4:34:07.428	+4:32:14.958	1	2:34.786	+37.670
7	1:52.871	+1.943	8	1:51.433		10	2:25.142	+32.672	2	2:22.611	+25.495
8	1:51.755	+0.827	(319) Brausen, Nicole			11	2:17.475	+25.005	p3	4:23.566	+2:26.450
9	1:52.141	+1.213	1	2:35.151	+43.631	12	2:16.524	+24.054	4	53:55.128	+51:58.012
10	1:55.158	+4.230	2	2:22.869	+31.349	13	6:42.308	+4:49.838	5	2:10.949	+13.833
11	1:17:06.468	+1:15:15.540	p3	4:28.211	+2:36.691	14	2:14.804	+22.334	6	2:00.166	+3.050
12	2:22.799	+31.871	4	53:48.167	+51:56.647	15	2:12.865	+20.395	7	1:59.255	+2.139
13	2:20.653	+29.725	5	2:11.126	+19.606	16	2:13.206	+20.736	8	1:57.116	
14	2:20.231	+29.303	6	2:00.712	+9.192	17	2:09.451	+16.981	(335) Frunke-Ahrens, Yvonne		
15	1:08:07.591	+1:06:16.663	7	1:59.516	+7.996	18	39:31.733	+37:39.263	1	2:03.122	+5.547
16	2:28.520	+37.592	8	1:51.520		19	2:10.089	+17.619	2	2:03.504	+5.929
17	2:25.496	+34.568	(304) Mohs, Ralf			20	2:10.498	+18.028	3	2:01.410	+3.835
18	2:24.075	+33.147	1	1:58.366	+6.526	21	6:55.369	+5:02.899	4	1:57.575	
19	2:23.564	+32.636	2	1:58.614	+6.774	22	2:10.705	+18.235	(316) Hanna, George		
20	2:22.169	+31.241	3	2:01.436	+9.596	23	2:04.491	+12.021	1	2:37.056	+38.786
(306) Lebetz, Frank			p4	4:00.165	+2:08.325	24	2:06.612	+14.142	2	2:18.724	+20.454
1	1:55.881	+4.726	5	54:10.773	+52:18.933	(327) Timmes, Manfred			p3	4:28.456	+2:30.186
2	1:57.388	+6.233	6	1:55.335	+3.495	1	3:26.468	+1:33.992	4	57:15.388	+55:17.118
3	2:09.369	+18.214	7	1:54.156	+2.316	2	2:06.187	+13.711	5	2:09.118	+10.848
p4	3:57.013	+2:05.858	8	1:53.660	+1.820	3	4:00.896	+2:08.420	6	1:58.270	
5	53:44.664	+51:53.509	9	1:51.840		4	54:42.407	+52:49.931	7	5:33:48.873	+5:31:50.603
6	1:51.155		10	4:35:49.796	+4:33:57.956	5	1:59.217	+6.741	8	2:15.275	+17.005
7	1:52.818	+1.663	11	2:24.646	+32.806	6	2:00.277	+7.801	9	2:13.510	+15.240
8	1:52.597	+1.442	12	2:18.070	+26.230	7	1:57.401	+4.925	(217) Schneider, Andreas		
9	1:51.475	+0.320	13	8:40.051	+6:48.211	8	1:52.476		1	2:01.683	
10	1:51.615	+0.460	14	2:16.122	+24.282	9	1:17:25.079	+1:15:32.603	p2	2:17.927	+16.244
11	5:04:35.522	+5:02:44.367	15	2:12.174	+20.334	10	2:23.112	+30.636	(2)		
12	2:25.085	+33.930	16	2:11.421	+19.581	11	2:17.267	+24.791	1	1:39:00.700	+1:36:56.866
13	2:22.017	+30.862	17	37:16.584	+35:24.744	12	2:20.224	+27.748	2	2:03.834	
14	54:04.532	+52:13.377	18	2:21.572	+29.732	13	2:16.319	+23.843	3	2:24.066	+20.232
15	2:25.579	+34.424	19	2:13.282	+21.442	14	1:05:17.757	+1:03:25.281	4	2:03.958	+0.124
16	2:25.680	+34.525	20	2:11.454	+19.614	15	2:20.913	+28.437			
17	2:24.791	+33.636	21	2:09.093	+17.253	16	2:22.933	+30.457			
(332) Lambertz, Norbert			22	5:39.544	+3:47.704	17	2:20.531	+28.055			
			23	2:08.206	+16.366	18	2:18.379	+25.903			
						19	2:16.378	+23.902			


Orbits

Ergebnisse und Livetiming unter [www.zeitnahmeteam.de](http://www.zeitnahmeteam.de)

Lizenziert für ADA







Instruktorenbörse

Montag

Sachsenring 0,000 Km

Freies Fahren

17.08.2015 08:40

Training started at 8:43:13

5	2:17.948	+14.114	11	7:21.070	+5:15.596	11	2:48.467	+41.182	(224) Rauhut, Matthias
6	3:27:19.907	+3:25:16.073	(203) Jost, Gerald			12	2:26.936	+19.651	1 2:13.827
7	2:51.984	+48.150	1	2:06.220		13	12:36.213	+10:28.928	p2 2:17.245 +3.418
8	2:46.943	+43.109	p2	2:23.515	+17.295	14	2:17.168	+9.883	(211) Balzer, Katrin
9	2:44.475	+40.641	3	4:40:12.014	+4:38:05.794	15	2:11.804	+4.519	1 2:13.852
10	2:46.103	+42.269	4	2:33.746	+27.526	16	52:52.862	+50:45.577	p2 2:47.988 +34.136
11	2:44.653	+40.819	5	2:30.359	+24.139	17	2:11.200	+3.915	3 6:22:35.885 +6:20:22.033
12	51:17.158	+49:13.324	6	2:29.774	+23.554	18	2:07.285		4 2:53.557 +39.705
13	2:46.248	+42.414	7	2:32.248	+26.028	19	2:14.866	+7.581	5 2:53.515 +39.663
14	2:40.433	+36.599	8	2:28.908	+22.688	20	9:00.912	+6:53.627	6 7:10.653 +4:56.801
15	2:42.273	+38.439	9	2:27.392	+21.172	(220) Siefaff, Jörg			7 2:53.390 +39.538
16	51:55.153	+49:51.319	10	58:06.658	+56:00.438	1	2:07.405		8 2:52.916 +39.064
17	2:39.083	+35.249	11	2:25.784	+19.564	p2	2:17.046	+9.641	(219) Wroblewski, Tobias
18	2:46.603	+42.769	12	2:27.394	+21.174	(208) Cremer, Udo			1 2:15.089
19	2:41.041	+37.207	13	54:03.790	+51:57.570	1	2:07.793		p2 2:37.098 +22.009
(3)			14	2:27.772	+21.552	p2	2:22.270	+14.477	(4) Pitsch, Patrick
1	1:38:16.200	+1:36:12.129	15	2:28.545	+22.325	(221) Herrmann, Ertan			p1 1:59.109 -16.634
2	2:09.339	+5.268	16	2:31.569	+25.349	1	2:08.866		2 14:42.603 +12:28.860
3	2:05.117	+1.046	(204) Gutschka, Sven			p2	2:19.331	+10.465	p3 2:27.113 +11.370
4	2:09.151	+5.080	p2	2:24.336	+17.489	(227) Schoppert, Robert			4 2:07.609 -8.134
5	2:15.926	+11.855	3	4:40:28.816	+4:38:21.969	1	2:13.760	+4.473	5 3:23.080 +1:07.337
6	3:27:51.929	+3:25:47.858	4	2:47.990	+41.143	p2	2:19.951	+10.664	p6 1:49.219 -26.524
7	2:50.405	+46.334	5	2:46.323	+39.476	3	4:42:40.050	+4:40:30.763	7 1:40:45.694 +1:38:29.951
8	6:04.107	+4:00.036	6	2:41.671	+34.824	4	2:24.861	+15.574	8 2:35.199 +19.456
9	2:39.544	+35.473	7	2:39.148	+32.301	5	2:17.862	+8.575	9 2:15.743
10	25:03.653	+22:59.582	8	2:38.708	+31.861	4	2:17.862	+8.575	10 2:29.583 +13.840
11	2:08.716	+4.645	9	59:17.523	+57:10.676	6	2:22.219	+12.932	11 3:26:14.263 +3:23:58.520
12	2:06.412	+2.341	10	2:27.808	+20.961	7	2:11.833	+2.546	12 2:49.970 +34.227
13	2:05.092	+1.021	11	2:26.405	+19.558	8	2:11.376	+2.089	13 2:45.282 +29.539
14	22:01.413	+19:57.342	12	54:06.807	+51:59.960	9	1:27:15.116	+1:25:05.829	14 3:01.583 +45.840
15	2:41.337	+37.266	13	2:25.888	+19.041	10	2:13.195	+3.908	15 2:45.389 +29.646
16	2:36.719	+32.648	14	2:25.925	+19.078	11	2:09.287		16 53:39.345 +51:23.602
17	2:34.031	+29.960	15	2:28.478	+21.631	12	2:10.033	+0.746	17 2:48.238 +32.495
18	14:16.812	+12:12.741	(233) Helmes, Rene			(212) Storch, Heiko			18 2:41.252 +25.509
19	6:45.048	+4:40.977	1	2:07.998	+1.143	1	2:11.450		19 2:45.271 +29.528
20	2:07.842	+3.771	p2	2:22.406	+15.551	p2	2:18.011	+6.561	20 51:10.639 +48:54.896
21	2:06.817	+2.746	3	4:44:29.232	+4:42:22.377	(317) Barwig, Daniel			21 2:39.680 +23.937
22	2:04.071		4	2:59.475	+52.620	1	2:35.200	+23.227	22 2:39.047 +23.304
23	24:15.643	+22:11.572	5	2:45.627	+38.772	2	2:24.353	+12.380	23 2:37.116 +21.373
24	2:29.428	+25.357	6	2:43.762	+36.907	p3	4:33.491	+2:21.518	(205) Ballusch, Lutz
25	2:30.611	+26.540	7	29:10.221	+27:03.366	4	53:40.473	+51:28.500	1 2:18.330
26	2:31.042	+26.971	8	2:19.982	+13.127	5	2:11.973		p2 2:34.428 +16.098
(213) Horvath, Danny			9	2:18.307	+11.452	(222) Kilz, Tobias			3 5:56:16.665 +5:53:58.335
1	2:04.709		10	2:15.919	+9.064	1	2:12.810		(210) Centkowski, Mario
p2	2:45.486	+40.777	11	6:23.693	+4:16.838	p2	2:15.157	+2.347	1 5:47:53.579 +5:45:33.303
(423) Röhse, Frank			12	2:10.734	+3.879	(228) Bald, Manuel			2 38:09.823 +35:49.547
1	2:15.611	+10.424	13	2:10.178	+3.323	1	2:13.739	+0.799	3 2:21.976 +1.700
2	2:13.659	+8.472	14	2:10.080	+3.225	p2	2:21.050	+8.110	4 2:20.276
3	2:18.515	+13.328	15	2:06.855		3	6:21:26.432	+6:19:13.492	5 2:27.412 +7.136
4	51:01.873	+48:56.686	16	38:25.138	+36:18.283	4	2:14.324	+1.384	(201) Leschke, Uwe
5	2:05.187		17	2:50.272	+43.417	5	2:16.543	+3.603	p1 4:28.512 +2:04.999
6	2:05.685	+0.498	(218) Özek, Ali			6	2:12.940		2 4:40:10.485 +4:37:46.972
(202) Wiesner, Fabian			1	2:08.508	+1.223	7	8:01.730	+5:48.790	3 2:33.365 +9.852
p1	4:34.108	+2:28.634	p2	2:21.938	+14.653	8	2:19.824	+6.884	4 2:30.907 +7.394
2	4:40:22.310	+4:38:16.836	3	4:40:21.784	+4:38:14.499	9	2:17.168	+4.228	5 2:29.879 +6.366
3	43:10.479	+41:05.005	4	2:41.192	+33.907	(223) Vogel, Sascha			6 2:29.754 +6.241
4	2:16.571	+11.097	5	2:34.777	+27.492	1	2:13.648		7 2:24.892 +1.379
5	2:11.799	+6.325	6	2:24.550	+17.265	p2	2:16.429	+2.781	8 2:23.513
6	15:08.517	+13:03.043	7	2:27.375	+20.090	(220) Siefaff, Jörg			9 58:17.279 +55:53.766
7	39:08.138	+37:02.664	8	2:20.868	+13.583	1	2:13.648		10 2:23.634 +0.121
8	2:08.214	+2.740	9	11:24.667	+9:17.382	p2	2:16.429	+2.781	11 2:25.654 +2.141
9	2:05.474		10	2:39.243	+31.958				
10	2:12.603	+7.129							

Orbits

Ergebnisse und Livetiming unter [www.zeitnahmeteam.de](http://www.zeitnahmeteam.de)

Lizenziert für ADA



Instruktorenbörse

Montag

Sachsenring 0,000 Km

Freies Fahren

17.08.2015 08:40

Training started at 8:43:13

12	54:06.720	+51:43.207	8	3:09.216	+24.546
13	2:25.924	+2.411	9	54:02.779	+51:18.109
14	2:25.264	+1.751	10	3:20.598	+35.928
15	2:24.337	+0.824	11	3:14.099	+29.429
(7)			12	53:05.207	+50:20.537
1	1:14:35.286	+1:12:11.648	13	3:05.051	+20.381
2	2:23.638		14	3:04.964	+20.294
3	2:28.144	+4.506	(232) Palmen, Frank		
4	2:35.011	+11.373	p1	2:51.115	-4.785
5	2:42.980	+19.342	2	4:41:59.503	+4:39:03.603
6	3:28:03.554	+3:25:39.916	3	3:11.291	+15.391
7	3:00.071	+36.433	4	3:05.918	+10.018
8	3:13.615	+49.977	5	3:12.820	+16.920
9	2:56.652	+33.014	6	3:10.627	+14.727
10	2:54.254	+30.616	7	59:44.231	+56:48.331
11	53:23.482	+50:59.844	8	3:05.033	+9.133
12	2:46.519	+22.881	9	3:00.429	+4.529
13	2:49.440	+25.802	10	53:08.547	+50:12.647
14	53:17.770	+50:54.132	11	2:56.587	+0.687
15	2:39.807	+16.169	12	2:55.900	
16	2:53.287	+29.649	(289) Pass, Beate		
17	2:41.092	+17.454	p1	2:52.457	-3.782
(209) Bornmann, Michael			2	4:41:58.058	+4:39:01.819
p1	4:31.733	+2:07.115	3	3:11.311	+15.072
2	4:54:33.215	+4:52:08.597	4	3:06.080	+9.841
3	1:59:28.528	+1:57:03.910	5	3:13.162	+16.923
4	2:24.618		6	3:10.837	+14.598
5	2:25.026	+0.408	7	59:43.976	+56:47.737
(5)			8	3:04.545	+8.306
1	2:38.226	+3.285	9	3:01.209	+4.970
2	2:43.108	+8.167	10	53:08.094	+50:11.855
3	2:34.941		11	2:56.239	
4	2:35.410	+0.469	12	2:56.891	+0.652
5	3:27:20.528	+3:24:45.587	(225) Pass, Udo		
6	2:54.682	+19.741	p1	2:52.814	-3.433
7	2:46.860	+11.919	2	4:41:58.465	+4:39:02.218
8	2:46.794	+11.853	3	1:12:25.019	+1:09:28.772
9	2:50.531	+15.590	4	3:04.402	+8.155
10	53:03.460	+50:28.519	5	3:01.168	+4.921
11	2:56.695	+21.754	6	53:07.979	+50:11.732
12	2:58.108	+23.167	7	2:56.247	
13	2:52.545	+17.604	8	2:57.386	+1.139
14	50:48.881	+48:13.940			
15	2:41.626	+6.685			
16	2:50.147	+15.206			
17	2:43.893	+8.952			
(231) Zimmermann, Willi					
1	2:54.924	+19.024			
2	2:35.900				
(206) Mewes, Marco					
1	2:47.513	+4.825			
2	2:42.688				
3	2:51.438	+8.750			
(6)					
1	1:16:04.435	+1:13:19.765			
2	2:44.670				
3	2:46.930	+2.260			
4	2:53.421	+8.751			
5	3:30:05.148	+3:27:20.478			
6	3:19.057	+34.387			
7	3:22.448	+37.778			