



Wertungsläufe zur OAKC/NAKC + KCT

Nach bester Rundenzeit sortiert

ADAC X 30 Senior, Rotax Max

Belleben 0,000 Km

Freies Training[Q]

02.05.2015 12:56

Training started at 12:55:14

Pos.	St.Nr.	Klasse	Bewerber	Name	Wohnort	Model/Engine	Beste Zeit.	Diff.	In Runde	Zweitbeste	Runde
1	6	x30	ADAC Sachsen/Team NKS	Maximilian Paul	Dresden	DR/IAME	43.326		9	43.329	8
2	43	x30	Team Hemkemeyer	Fabian Schulze	Kleinwechungen	Mach1/IAME	43.327	0.001	8	43.456	7
3	98	x30	GPKART.DE	Janne Manninen	Celle	CKR/IAME	43.331	0.005	11	43.340	9
4	27	x30	ADAC BBR/Meier MS	Oliver Wendland	Schwedt/Oder	Top-Kart/IAME	43.394	0.068	8	43.408	5
5	68	x30	classic-oil.de	Luca Köster	Bücken	BRM/IAME	43.483	0.157	7	43.576	12
6	47	x30	ADAC Sachsen	Christopher Röhner	Mülsen	Energy/IAME	43.535	0.209	10	43.613	7
7	20	x30	Norgatec Racing Team M/V	Mika Weissshuhn	Kritzkow	Tony/IAME	43.610	0.284	13	43.715	11
8	66	x30	L&V Motorsport	Alexander von der Heide	Hörstel	Intrepid/IAME	43.637	0.311	8	43.769	9
9	48	x30	ADAC Sachsen	Sophie Hofmann	Waldenburg	CRG/IAME	43.803	0.477	11	43.948	10
10	3	x30	MAF-Racing-Team	Felix Arndt	Tornesch	Energy/IAME	43.820	0.494	6	43.832	7
11	23	x30	im-racing motorsport	Manuel Mannz	Lauenhagen	Kosmic/IAME	43.823	0.497	9	44.035	12
12	15	x30	SAM Racing	Lucas Tippach	Hamburg	CRG/IAME	44.102	0.776	10	44.201	11
13	96	x30	Team Hemkemeyer	Lukas Thiele	Hamburg	Intrepid/IAME	44.310	0.984	10	44.569	4
14	99	x30	SAM Racing	Michael Wittenburg	Hamburg	Maddox/IAME	45.278	1.952	2	45.299	1
15	22	x30	L&V Motorsport	Viorel Bucur	Papenburg	Praga/IAME	45.683	2.357	8	45.809	13
16	100	x30		Niels Bielawny	Peine	Energy/IAME	1:04.986	21.660	2	1:05.494	1

Orbits

Zeitnahmekommissar & Auswertung: D. Schaffer-Söll

Rennleiter: Eberhard Jahn

Ergebnisse und Livetiming siehe www.zeitnahmeteam.de





Wertungsläufe zur OAKC/NAKC + KCT

ADAC X 30 Senior, Rotax Max

Belleben 0,000 Km

Freies Training[Q]

02.05.2015 12:56

Training started at 12:55:14

Runde	Rundenzeit	Diff.	Tageszeit	Runde	Rundenzeit	Diff.	Tageszeit	Runde	Rundenzeit	Diff.	Tageszeit
9	46.052	+0.369	13:03:10.961								
10	47.164	+1.481	13:03:58.125								
11	47.072	+1.389	13:04:45.197								
12	45.853	+0.170	13:05:31.050								
13	45.809	+0.126	13:06:16.859								
14	48.925	+3.242	13:07:05.784								

(100) Nils Bielawny

1	1:05.494	+0.508	12:57:44.390
2	1:04.986		12:58:49.376
3	1:08.880	+3.894	12:59:58.256

Orbits

Zeitnahmekommissar & Auswertung: D.Schaffer-Söll

Rennleiter: Eberhard Jahn

Gedruckt: 02.05.2015 13:08:25



Seite 2/2



Wertungsläufe zur OAKC/NAKC + KCT

Nach bester Rundenzeit sortiert

ADAC X 30 Senior

Belleben 0,000 Km

Zeittraining[Q]

02.05.2015 14:30

Qualifikation started at 14:29:40

Pos.	St.Nr.	Klasse	Bewerber	Name	Wohnort	Model/Engine	Beste Zeit.	Diff.	In Runde	Zweitbeste	Runde
1	98	x30	GPKART.DE	Janne Manninen	Celle	CKR/IAME	43.482		10	43.486	6
2	68	x30	classic-oil.de	Luca Köster	Bücken	BRM/IAME	43.489	0.007	5	43.508	10
3	66	x30	L&V Motorsport	Alexander von der Heide	Hörstel	Intrepid/IAME	43.493	0.011	11	43.494	6
4	47	x30	ADAC Sachsen	Christopher Röhner	Mülsen	Energy/IAME	43.510	0.028	7	43.529	5
5	27	x30	ADAC BBR/Meier MS	Oliver Wendland	Schwedt/Oder	Top-Kart/IAME	43.512	0.030	4	43.621	9
6	20	x30	Norgatec Racing Team M/V	Mika Weissshuhn	Kritzkow	Tony/IAME	43.581	0.099	4	43.585	7
7	43	x30	Team Hemkemeyer	Fabian Schulze	Kleinwechungen	Mach1/IAME	43.643	0.161	13	43.678	3
8	48	x30	ADAC Sachsen	Sophie Hofmann	Waldenburg	CRG/IAME	43.686	0.204	10	43.739	11
9	3	x30	MAF-Racing-Team	Felix Arndt	Tornesch	Energy/IAME	43.743	0.261	5	44.134	3
10	96	x30	Team Hemkemeyer	Lukas Thiele	Hamburg	Intrepid/IAME	43.783	0.301	3	43.977	2
11	99	x30	SAM Racing	Michael Wittenburg	Hamburg	Maddox/IAME	44.076	0.594	5	44.169	7
12	15	x30	SAM Racing	Lucas Tippach	Hamburg	CRG/IAME	44.089	0.607	6	44.092	5
13	23	x30	im-racing motorsport	Manuel Mannz	Lauenhagen	Kosmic/IAME	44.299	0.817	6	44.300	5
14	116	x30		Alexander Christ	Garbsen	MBA/IAME	44.720	1.238	9	44.722	7
15	22	x30	L&V Motorsport	Viorel Bucur	Papenburg	Praga/IAME	45.320	1.838	10	45.399	11
16	100	x30		Niels Bielawny	Peine	Energy/IAME	48.530	5.048	11	49.665	9
17	6	x30	ADAC Sachsen/Team NKS	Maximilian Paul	Dresden	DR/IAME			0		0

Orbits

Zeitnahmekommissar & Auswertung: D. Schaffer-Söll

Rennleiter: Eberhard Jahn

Ergebnisse und Livetiming siehe www.zeitnahmeteam.de





Wertungsläufe zur OAKC/NAKC + KCT

ADAC X 30 Senior

Belleben 0,000 Km

Zeittraining[Q]

02.05.2015 14:30

Qualifikation started at 14:29:40

Runde	Rundenzeit	Diff.	Tageszeit	Runde	Rundenzeit	Diff.	Tageszeit	Runde	Rundenzeit	Diff.	Tageszeit
13	45.638	+0.318	14:40:38.315								
(100) Niels Bielawny											
1	51.825	+3.295	14:31:41.066								
2	52.113	+3.583	14:32:33.179								
3	51.002	+2.472	14:33:24.181								
4	50.617	+2.087	14:34:14.798								
5	51.097	+2.567	14:35:05.895								
6	50.230	+1.700	14:35:56.125								
7	51.362	+2.832	14:36:47.487								
8	50.687	+2.157	14:37:38.174								
9	49.665	+1.135	14:38:27.839								
10	51.012	+2.482	14:39:18.851								
11	48.530		14:40:07.381								

Orbits

Zeitnahmekommissar & Auswertung: D.Schaffer-Söll

Rennleiter: Eberhard Jahn





Wertungsläufe zur OAKC/NAKC + KCT

Nach Runden sortiert


ADAC X 30 Senior

Belleben 0,000 Km

3. Rennen[R]

03.05.2015 14:35

Rennen (16 Runden) started at 14:37:36



Pos	No.		Bewerber	Name	Wohnort	Rnd.	Diff	Gesamtzeit	Beste Zeit	In R.	Bemerkung	Punkte
1	6	X30	ADAC Sachsen/Team NKS	Maximilian Paul	Dresden	16		11:44.200	43.451	12		20
2	98	X30	GPKART.DE	Janne Manninen	Celle	16	0.405	11:44.605	43.342	13		18
3	47	X30	ADAC Sachsen	Christopher Röhner	Mülsen	16	0.523	11:44.723	43.404	13		16
4	43	X30	Team Hemkemeyer	Fabian Schulze	Kleinwechungen	16	2.694	11:46.894	43.682	11		15
5	68	X30	classic-oil.de	Luca Köster	Bücken	16	3.826	11:48.026	43.648	9		14
6	66	X30	L&V Motorsport	Alexander von der Heide	Hörstel	16	7.057	11:51.257	43.667	13		13
7	48	X30	ADAC Sachsen/TB MS	Sophie Hofmann	Waldenburg	16	7.333	11:51.533	43.770	13		12
8	3	X30	MAF-Racing-Team	Felix Arndt	Tornesch	16	13.060	11:57.260	44.139	16		11
9	23	X30	im-racing motorsport	Manuel Mannz	Lauenhagen	16	20.450	12:04.650	44.535	16		10
10	100	X30		Niels Bielawny	Peine	16	23.765	12:07.965	44.628	15		9
11	15	X30	SAM Racing	Lucas Tippach	Hamburg	16	24.072	12:08.272	44.684	15		8
12	22	X30	L&V Motorsport	Viorel Bucur	Papenburg	15	1 Runde	11:46.732	45.511	10		7
13	96	X30	Team Hemkemeyer	Lukas Thiele	Hamburg	15	1 Runde	11:53.731	44.267	13		6
14	116	X30		Alexander Christ	Garbsen	12	4 Runden	9:11.780	44.656	7		5
Nicht Klassifiziert (75% = 12 Runden)												
	27	X30	ADAC BBR/Meier MS	Oliver Wendland	Schwedt/Oder		16 Runden	0.786		0		0
	20	X30	Norgatec Racing Team M/V	Mika Weissshuhn	Kritzkow		16 Runden	1.011		0		0
	99	X30	SAM Racing	Michael Wittenburg	Hamburg		16 Runden	1.528		0		0

Orbits

Zeitnahmekommissar & Auswertung: D.Schaffer-Söll

Rennleiter: Eberhard Jahn

Ergebnisse und Livetiming siehe www.zeitnahmeteam.de





Wertungsläufe zur OAKC/NAKC + KCT

ADAC X 30 Senior

Belleben 0,000 Km

1. Rennen[R]

02.05.2015 16:15

Rennen (16 Runden) started at 16:17:21

Runde	Rundenzeit	Diff.	Tageszeit
(98) Janne Manninen			
1	44.806	+1.335	16:18:07.233
2	44.382	+0.911	16:18:51.615
3	43.884	+0.413	16:19:35.499
4	43.851	+0.380	16:20:19.350
5	43.713	+0.242	16:21:03.063
6	43.786	+0.315	16:21:46.849
7	43.925	+0.454	16:22:30.774
8	43.701	+0.230	16:23:14.475
9	43.838	+0.367	16:23:58.313
10	43.600	+0.129	16:24:41.913
11	43.583	+0.112	16:25:25.496
12	43.648	+0.177	16:26:09.144
13	43.547	+0.076	16:26:52.811
14	43.658	+0.187	16:27:36.349
15	43.471		16:28:19.820
16	43.593	+0.122	16:29:03.413
(68) Luca Köster			
1	45.109	+1.692	16:18:07.547
2	44.493	+1.076	16:18:52.040
3	43.853	+0.436	16:19:35.893
4	43.879	+0.462	16:20:19.772
5	44.028	+0.611	16:21:03.800
6	43.707	+0.290	16:21:47.507
7	43.767	+0.350	16:22:31.274
8	43.758	+0.341	16:23:15.032
9	43.601	+0.184	16:23:58.633
10	43.914	+0.497	16:24:42.547
11	43.547	+0.130	16:25:26.094
12	43.621	+0.204	16:26:09.715
13	43.417		16:26:53.132
14	43.533	+0.116	16:27:36.665
15	43.502	+0.085	16:28:20.167
16	43.875	+0.458	16:29:04.042
(47) Christopher Röhner			
1	45.327	+1.829	16:18:07.873
2	44.332	+0.834	16:18:52.205
3	43.912	+0.414	16:19:36.117
4	44.049	+0.551	16:20:20.166
5	43.889	+0.391	16:21:04.055
6	43.619	+0.121	16:21:47.674
7	43.708	+0.210	16:22:31.382
8	43.768	+0.270	16:23:15.150
9	43.611	+0.113	16:23:58.761
10	43.971	+0.473	16:24:42.732
11	43.633	+0.135	16:25:26.365
12	43.505	+0.007	16:26:09.870
13	43.510	+0.012	16:26:53.380
14	43.498		16:27:36.878
15	43.567	+0.069	16:28:20.445
16	43.786	+0.288	16:29:04.231
(43) Fabian Schulze			
1	46.244	+2.662	16:18:09.053
2	45.642	+2.060	16:18:54.695
3	44.165	+0.583	16:19:38.860
4	43.927	+0.345	16:20:22.787
5	43.869	+0.287	16:21:06.656
6	44.069	+0.487	16:21:50.725
7	43.827	+0.245	16:22:34.552
8	43.791	+0.209	16:23:18.343
9	43.588	+0.006	16:24:01.931
10	43.788	+0.206	16:24:45.719

Runde	Rundenzeit	Diff.	Tageszeit
11	43.670	+0.088	16:25:29.389
12	43.635	+0.053	16:26:13.024
13	43.582		16:26:56.606
14	43.694	+0.112	16:27:40.300
15	43.735	+0.153	16:28:24.035
16	43.700	+0.118	16:29:07.735
(48) Sophie Hofmann			
1	47.091	+3.412	16:18:09.974
2	45.159	+1.480	16:18:55.133
3	44.221	+0.542	16:19:39.354
4	43.917	+0.238	16:20:23.271
5	43.893	+0.214	16:21:07.164
6	43.928	+0.249	16:21:51.092
7	43.679		16:22:34.771
8	44.021	+0.342	16:23:18.792
9	44.085	+0.406	16:24:02.877
10	43.724	+0.045	16:24:46.601
11	43.717	+0.038	16:25:30.318
12	43.825	+0.146	16:26:14.143
13	43.861	+0.182	16:26:58.004
14	43.956	+0.277	16:27:41.960
15	44.687	+1.008	16:28:26.647
16	45.230	+1.551	16:29:11.877
(6) Maximilian Paul			
1	47.968	+4.484	16:18:11.817
2	44.264	+0.780	16:18:56.081
3	45.948	+2.464	16:19:42.029
4	44.051	+0.567	16:20:26.080
5	44.133	+0.649	16:21:10.213
6	43.863	+0.379	16:21:54.076
7	43.744	+0.260	16:22:37.820
8	43.616	+0.132	16:23:21.436
9	43.651	+0.167	16:24:05.087
10	43.616	+0.132	16:24:48.703
11	43.585	+0.101	16:25:32.288
12	43.570	+0.086	16:26:15.858
13	43.484		16:26:59.342
14	43.527	+0.043	16:27:42.869
15	44.072	+0.588	16:28:26.941
16	45.352	+1.868	16:29:12.293
(66) Alexander von der Heide			
1	46.018	+2.720	16:18:08.527
2	49.850	+6.552	16:18:58.377
3	44.571	+1.273	16:19:42.948
4	44.098	+0.800	16:20:27.046
5	43.734	+0.436	16:21:10.780
6	44.245	+0.947	16:21:55.025
7	43.846	+0.548	16:22:38.871
8	43.704	+0.406	16:23:22.575
9	43.689	+0.391	16:24:06.264
10	43.447	+0.149	16:24:49.711
11	43.298		16:25:33.009
12	43.504	+0.206	16:26:16.513
13	43.433	+0.135	16:26:59.946
14	43.377	+0.079	16:27:43.323
15	43.657	+0.359	16:28:26.980
16	45.471	+2.173	16:29:12.451
(3) Felix Arndt			
1	48.053	+4.202	16:18:11.019
2	44.848	+0.997	16:18:55.867
3	45.601	+1.750	16:19:41.468
4	44.218	+0.367	16:20:25.686

Runde	Rundenzeit	Diff.	Tageszeit
5	44.643	+0.792	16:21:10.329
6	44.103	+0.252	16:21:54.432
7	44.135	+0.284	16:22:38.567
8	44.200	+0.349	16:23:22.767
9	43.983	+0.132	16:24:06.750
10	43.851		16:24:50.601
11	44.126	+0.275	16:25:34.727
12	44.058	+0.207	16:26:18.785
13	43.921	+0.070	16:27:02.706
14	43.996	+0.145	16:27:46.702
15	43.989	+0.138	16:28:30.691
16	44.157	+0.306	16:29:14.848
(20) Mika Weissshuhn			
1	46.574	+3.064	16:18:09.281
2	46.332	+2.822	16:18:55.613
3	47.226	+3.716	16:19:42.839
4	45.220	+1.710	16:20:28.059
5	44.487	+0.977	16:21:12.546
6	44.189	+0.679	16:21:56.735
7	44.714	+1.204	16:22:41.449
8	43.561	+0.051	16:23:25.010
9	43.756	+0.246	16:24:08.766
10	43.875	+0.365	16:24:52.641
11	43.683	+0.173	16:25:36.324
12	43.695	+0.185	16:26:20.019
13	43.555	+0.045	16:27:03.574
14	43.510		16:27:47.084
15	43.869	+0.359	16:28:30.953
16	44.104	+0.594	16:29:15.057
(27) Oliver Wendland			
1	45.620	+1.949	16:18:08.244
2	50.972	+7.301	16:18:59.216
3	45.214	+1.543	16:19:44.430
4	43.928	+0.257	16:20:28.368
5	44.518	+0.847	16:21:12.876
6	44.511	+0.840	16:21:57.387
7	44.252	+0.581	16:22:41.639
8	43.728	+0.057	16:23:25.367
9	43.671		16:24:09.038
10	43.808	+0.137	16:24:52.846
11	44.325	+0.654	16:25:37.171
12	44.105	+0.434	16:26:21.276
13	43.937	+0.266	16:27:05.213
14	43.699	+0.028	16:27:48.912
15	43.794	+0.123	16:28:32.706
16	43.741	+0.070	16:29:16.447
(96) Lukas Thiele			
1	48.491	+4.384	16:18:11.529
2	45.089	+0.982	16:18:56.618
3	45.173	+1.066	16:19:41.791
4	44.766	+0.659	16:20:26.557
5	44.397	+0.290	16:21:10.954
6	44.803	+0.696	16:21:55.757
7	44.107		16:22:39.864
8	44.153	+0.046	16:23:24.017
9	44.139	+0.032	16:24:08.156
10	44.567	+0.460	16:24:52.723
11	44.301	+0.194	16:25:37.024
12	44.464	+0.357	16:26:21.488
13	44.721	+0.614	16:27:06.209
14	44.308	+0.201	16:27:50.517
15	44.524	+0.417	16:28:35.041
16	44.580	+0.473	16:29:19.621

Orbits

Zeitnahmekommissar & Auswertung: D. Schaffer-Söll

Rennleiter: Eberhard Jahn





Wertungsläufe zur OAKC/NAKC + KCT

ADAC X 30 Senior

Belleben 0,000 Km

1. Rennen[R]

02.05.2015 16:15

Rennen (16 Runden) started at 16:17:21

Runde	Rundenzeit	Diff.	Tageszeit
(99) Michael Wittenburg			
1	47.607	+3.320	16:18:10.734
2	45.192	+0.905	16:18:55.926
3	46.291	+2.004	16:19:42.217
4	45.304	+1.017	16:20:27.521
5	44.401	+0.114	16:21:11.922
6	44.503	+0.216	16:21:56.425
7	45.550	+1.263	16:22:41.975
8	44.379	+0.092	16:23:26.354
9	44.287		16:24:10.641
10	44.294	+0.007	16:24:54.935
11	44.965	+0.678	16:25:39.900
12	44.480	+0.193	16:26:24.380
13	44.841	+0.554	16:27:09.221
14	44.541	+0.254	16:27:53.762
15	44.660	+0.373	16:28:38.422
16	44.772	+0.485	16:29:23.194

Runde	Rundenzeit	Diff.	Tageszeit
(23) Manuel Mamz			
1	48.733	+4.457	16:18:12.015
2	44.945	+0.669	16:18:56.960
3	45.486	+1.210	16:19:42.446
4	45.426	+1.150	16:20:27.872
5	45.528	+1.252	16:21:13.400
6	45.120	+0.844	16:21:58.520
7	45.008	+0.732	16:22:43.528
8	44.837	+0.561	16:23:28.365
9	44.871	+0.595	16:24:13.236
10	44.746	+0.470	16:24:57.982
11	44.731	+0.455	16:25:42.713
12	44.616	+0.340	16:26:27.329
13	44.686	+0.410	16:27:12.015
14	44.618	+0.342	16:27:56.633
15	44.276		16:28:40.909
16	44.763	+0.487	16:29:25.672

Runde	Rundenzeit	Diff.	Tageszeit
(100) Niels Bielawny			
1	48.803	+4.366	16:18:12.954
2	46.883	+2.446	16:18:59.837
3	45.078	+0.641	16:19:44.915
4	45.310	+0.873	16:20:30.225
5	45.059	+0.622	16:21:15.284
6	45.166	+0.729	16:22:00.450
7	46.163	+1.726	16:22:46.613
8	44.648	+0.211	16:23:31.261
9	44.858	+0.421	16:24:16.119
10	45.169	+0.732	16:25:01.288
11	45.273	+0.836	16:25:46.561
12	44.437		16:26:30.998
13	44.628	+0.191	16:27:15.626
14	44.510	+0.073	16:28:00.136
15	44.546	+0.109	16:28:44.682
16	44.498	+0.061	16:29:29.180

Runde	Rundenzeit	Diff.	Tageszeit
(22) Viorel Bucur			
1	49.056	+4.048	16:18:12.700
2	46.014	+1.006	16:18:58.714
3	45.863	+0.855	16:19:44.577
4	45.431	+0.423	16:20:30.008
5	45.080	+0.072	16:21:15.088
6	45.176	+0.168	16:22:00.264
7	45.008		16:22:45.272
8	45.099	+0.091	16:23:30.371
9	45.606	+0.598	16:24:15.977
10	45.133	+0.125	16:25:01.110

Runde	Rundenzeit	Diff.	Tageszeit
11	45.574	+0.566	16:25:46.684
12	45.741	+0.733	16:26:32.425
13	45.792	+0.784	16:27:18.217
14	45.719	+0.711	16:28:03.936
15	45.584	+0.576	16:28:49.520
16	46.242	+1.234	16:29:35.762

Runde	Rundenzeit	Diff.	Tageszeit
(15) Lucas Tippach			
1	46.511	+2.051	16:18:09.676
2	45.619	+1.159	16:18:55.295
3	44.956	+0.496	16:19:40.251
4	44.906	+0.446	16:20:25.157
5	45.444	+0.984	16:21:10.601
6	47.269	+2.809	16:21:57.870
7	44.892	+0.432	16:22:42.762
8	44.460		16:23:27.222
9	44.688	+0.228	16:24:11.910
10	44.513	+0.053	16:24:56.423
11	44.719	+0.259	16:25:41.142
12	44.693	+0.233	16:26:25.835
13	44.804	+0.344	16:27:10.639
14	44.905	+0.445	16:27:55.544
15	44.784	+0.324	16:28:40.328

Orbits

Zeitnahmekommissar & Auswertung: D. Schaffer-Söll

Rennleiter: Eberhard Jahn





Wertungsläufe zur OAKC/NAKC + KCT

Nach bester Rundenzeit sortiert

ADAC X 30 Senior

Belleben 0,000 Km

warmup[Q]

03.05.2015 08:16

Training started at 8:17:28

Pos.	St.Nr.	Klasse	Bewerber	Name	Wohnort	Model/Engine	Beste Zeit.	Diff.	In Runde	Zweitbeste	Runde
1	66	x30	L&V Motorsport	Alexander von der Heide	Hörstel	Intrepid/IAME	43.400		5	43.532	6
2	43	x30	Team Hemkemeyer	Fabian Schulze	Kleinwechungen	Mach1/IAME	43.442	0.042	5	43.537	6
3	98	x30	GPKART.DE	Janne Manninen	Celle	CKR/IAME	43.467	0.067	6	43.976	5
4	6	x30	ADAC Sachsen/Team NKS	Maximilian Paul	Dresden	DR/IAME	43.592	0.192	6	43.663	5
5	68	x30	classic-oil.de	Luca Köster	Bücken	BRM/IAME	43.718	0.318	5	43.935	4
6	48	x30	ADAC Sachsen/TB MS	Sophie Hofmann	Waldenburg	CRG/IAME	43.984	0.584	6	44.057	4
7	3	x30	MAF-Racing-Team	Felix Arndt	Tornesch	Energy/IAME	44.083	0.683	6	44.163	4
8	23	x30	im-racing motorsport	Manuel Mannz	Lauenhagen	Kosmic/IAME	44.334	0.934	5	44.607	4
9	99	x30	SAM Racing	Michael Wittenburg	Hamburg	Maddox/IAME	44.340	0.940	6	44.539	4
10	15	x30	SAM Racing	Lucas Tippach	Hamburg	CRG/IAME	44.343	0.943	6	44.693	5
11	96	x30	Team Hemkemeyer	Lukas Thiele	Hamburg	Intrepid/IAME	44.370	0.970	6	44.989	2
12	27	x30	ADAC BBR/Meier MS	Oliver Wendland	Schwedt/Oder	Top-Kart/IAME	44.453	1.053	4	44.503	5
13	116	x30		Alexander Christ	Garbsen	MBA/IAME	44.727	1.327	5	44.737	4
14	22	x30	L&V Motorsport	Viorel Bucur	Papenburg	Praga/IAME	45.903	2.503	6	46.559	5
15	100	x30		Niels Bielawny	Peine	Energy/IAME	47.948	4.548	2	49.652	1

Orbits

Zeitnahmekommissar & Auswertung: D. Schaffer-Söll

Rennleiter: Eberhard Jahn

Ergebnisse und Livetiming siehe www.zeitnahmeteam.de





Wertungsläufe zur OAKC/NAKC + KCT

ADAC X 30 Senior

Belleben 0,000 Km

warmup[Q]

03.05.2015 08:16

Training started at 8:17:28

Runde	Rundenzeit	Diff.	Tageszeit
(66) Alexander von der Heide			
1	46.575	+3.175	8:1853.034
2	44.627	+1.227	8:1937.661
3	44.041	+0.641	8:2021.702
4	43.795	+0.395	8:2105.497
5	43.400		8:2148.897
6	43.532	+0.132	8:2232.429
(43) Fabian Schulze			
1	45.806	+2.364	8:1851.789
2	44.568	+1.126	8:1936.357
3	43.818	+0.376	8:2020.175
4	43.808	+0.366	8:2103.983
5	43.442		8:2147.425
6	43.537	+0.095	8:2230.962
(98) Janne Manninen			
1	46.156	+2.689	8:1850.905
2	44.793	+1.326	8:1935.698
3	44.200	+0.733	8:2019.896
4	44.185	+0.718	8:2104.083
5	43.976	+0.509	8:2148.059
6	43.467		8:2231.526
(6) Maximilian Paul			
1	46.245	+2.653	8:1852.038
2	44.900	+1.308	8:1936.938
3	44.164	+0.572	8:2021.102
4	43.808	+0.216	8:2104.910
5	43.663	+0.071	8:2148.573
6	43.592		8:2232.165
7	45.589	+1.997	8:2317.754
(68) Luca Köster			
1	45.287	+1.549	8:1957.087
2	45.224	+1.506	8:2042.311
3	44.246	+0.528	8:2126.557
4	43.935	+0.217	8:2210.492
5	43.718		8:2254.210
(48) Sophie Hofmann			
1	46.184	+2.200	8:1856.003
2	44.526	+0.542	8:1940.529
3	44.580	+0.596	8:2025.109
4	44.057	+0.073	8:2109.166
5	44.731	+0.747	8:2153.897
6	43.984		8:2237.881
7	47.370	+3.386	8:2325.251
(3) Felix Amdt			
1	46.589	+2.486	8:1853.675
2	45.066	+0.983	8:1938.741
3	44.492	+0.409	8:2023.233
4	44.163	+0.080	8:2107.396
5	44.467	+0.384	8:2151.863
6	44.083		8:2235.946
(23) Manuel Mamz			
1	49.291	+4.957	8:1902.628
2	45.411	+1.077	8:1948.039
3	44.666	+0.332	8:2032.705
4	44.607	+0.273	8:2117.312
5	44.334		8:2201.646
6	44.656	+0.322	8:2246.302

Runde	Rundenzeit	Diff.	Tageszeit
(99) Michael Wittenburg			
1	47.956	+3.616	8:1854.197
2	45.412	+1.072	8:1939.609
3	44.866	+0.526	8:2024.475
4	44.539	+0.199	8:2109.014
5	45.115	+0.775	8:2154.129
6	44.340		8:2238.469
7	46.515	+2.175	8:2324.984
(15) Lucas Tippach			
1	47.312	+2.969	8:1859.481
2	45.541	+1.198	8:1945.022
3	44.860	+0.517	8:2029.882
4	44.900	+0.557	8:2114.782
5	44.693	+0.350	8:2159.475
6	44.343		8:2243.818
(96) Lukas Thiele			
1	48.265	+3.895	8:1854.857
2	44.989	+0.619	8:1939.846
3	45.599	+1.229	8:2025.445
4	45.058	+0.688	8:2110.503
5	48.695	+4.325	8:2159.198
6	44.370		8:2243.568
(27) Oliver Wendland			
1	48.348	+3.895	8:1910.824
2	46.010	+1.557	8:1956.834
3	46.028	+1.575	8:2042.862
4	44.453		8:2127.315
5	44.503	+0.050	8:2211.818
6	45.145	+0.692	8:2256.963
(116) Alexander Christ			
1	49.025	+4.298	8:1901.452
2	45.435	+0.708	8:1946.887
3	45.012	+0.285	8:2031.899
4	44.737	+0.010	8:2116.636
5	44.727		8:2201.363
6	45.281	+0.554	8:2246.644
(22) Viorel Bucur			
1	50.970	+5.067	8:1902.984
2	47.822	+1.919	8:1950.806
3	47.342	+1.439	8:2038.148
4	46.636	+0.733	8:2124.784
5	46.559	+0.656	8:2211.343
6	45.903		8:2257.246
(100) Niels Bielawny			
1	49.652	+1.704	8:1907.807
2	47.948		8:1955.755

Orbits

Zeitnahmekommissar & Auswertung: D.Schaffer-Söll

Rennleiter: Eberhard Jahn





Wertungsläufe zur OAKC/NAKC + KCT

Nach Runden sortiert

ADAC X 30 Senior

Belleben 0,000 Km

2. Rennen[R]

03.05.2015 10:20

Rennen (16 Runden) started at 10:19:55

Pos	No.		Bewerber	Name	Wohnort	Rnd.	Diff	Gesamtzeit	Beste Zeit	In R.	Bemerkung	Punkte
1	98	X30	GPKART.DE	Janne Manninen	Celle	16		11:41.150	43.410	14		20
2	47	X30	ADAC Sachsen	Christopher Röhner	Mülsen	16	0.101	11:41.251	43.235	14		18
3	43	X30	Team Hemkemeyer	Fabian Schulze	Kleinwechungen	16	2.711	11:43.861	43.115	9		16
4	68	X30	classic-oil.de	Luca Köster	Bücken	16	3.019	11:44.169	43.488	9		15
5	27	X30	ADAC BBR/Meier MS	Oliver Wendland	Schwedt/Oder	16	3.833	11:44.983	43.370	11		14
6	66	X30	L&V Motorsport	Alexander von der Heide	Hörstel	16	4.205	11:45.355	43.348	12		13
7	6	X30	ADAC Sachsen/Team NKS	Maximilian Paul	Dresden	16	5.311	11:46.461	43.270	13		12
8	48	X30	ADAC Sachsen/TB MS	Sophie Hofmann	Waldenburg	16	6.686	11:47.836	43.458	7		11
9	3	X30	MAF-Racing-Team	Felix Arndt	Tornesch	16	11.246	11:52.396	43.778	9		10
10	20	X30	Norgatec Racing Team M/V	Mika Weissshuhn	Kritzkow	16	13.358	11:54.508	43.696	15		9
11	96	X30	Team Hemkemeyer	Lukas Thiele	Hamburg	16	17.928	11:59.078	43.986	12		8
12	15	X30	SAM Racing	Lucas Tippach	Hamburg	16	24.242	12:05.392	44.512	12		7
13	116	X30		Alexander Christ	Garbsen	16	24.387	12:05.537	44.608	10		6
14	99	X30	SAM Racing	Michael Wittenburg	Hamburg	15	1 Runde	11:33.288	44.383	13		5
15	22	X30	L&V Motorsport	Viorel Bucur	Papenburg	15	1 Runde	11:46.552	45.794	10		4
Nicht Klassifiziert (75% = 12 Runden)												
	23	X30	im-racing motorsport	Manuel Mannz	Lauenhagen	1	15 Runden	50.893	49.173	1		0
	100	X30		Niels Bielawny	Peine	1	15 Runden	2:08.480	2:06.520	1		0

Zeitnahmekommissar & Auswertung: D. Schaffer-Söll

Rennleiter: Eberhard Jahn

Ergebnisse und Livetiming siehe www.zeitnahmeteam.de

Gedruckt: 03.05.2015 10:33:27



Orbits



Wertungsläufe zur OAKC/NAKC + KCT

ADAC X 30 Senior

Belleben 0,000 Km

2. Rennen[R]

03.05.2015 10:20

Rennen (16 Runden) started at 10:19:55

Runde	Rundenzeit	Diff.	Tageszeit
(98) Janne Manninen			
1	45.273	+1.863	10:20:41.038
2	44.380	+0.970	10:21:25.418
3	44.185	+0.775	10:22:09.603
4	43.951	+0.541	10:22:53.554
5	43.737	+0.327	10:23:37.291
6	43.728	+0.318	10:24:21.019
7	43.577	+0.167	10:25:04.596
8	43.694	+0.284	10:25:48.290
9	43.479	+0.069	10:26:31.769
10	43.581	+0.171	10:27:15.360
11	43.454	+0.044	10:27:58.804
12	43.460	+0.050	10:28:42.264
13	43.512	+0.102	10:29:25.776
14	43.410		10:30:09.186
15	43.410		10:30:52.596
16	43.663	+0.253	10:31:36.259

Runde	Rundenzeit	Diff.	Tageszeit
(47) Christopher Röhrer			
1	46.254	+3.019	10:20:42.171
2	44.492	+1.257	10:21:26.663
3	44.004	+0.769	10:22:10.667
4	43.963	+0.728	10:22:54.630
5	43.799	+0.564	10:23:38.429
6	43.713	+0.478	10:24:22.142
7	43.849	+0.614	10:25:05.991
8	43.552	+0.317	10:25:49.543
9	43.343	+0.108	10:26:32.886
10	43.532	+0.297	10:27:16.418
11	43.298	+0.063	10:27:59.716
12	43.417	+0.182	10:28:43.133
13	43.321	+0.086	10:29:26.454
14	43.235		10:30:09.689
15	43.247	+0.012	10:30:52.936
16	43.424	+0.189	10:31:36.360

Runde	Rundenzeit	Diff.	Tageszeit
(43) Fabian Schulze			
1	46.403	+3.288	10:20:42.371
2	46.473	+3.358	10:21:28.844
3	43.992	+0.877	10:22:12.836
4	43.770	+0.655	10:22:56.606
5	43.664	+0.549	10:23:40.270
6	43.451	+0.336	10:24:23.721
7	43.434	+0.319	10:25:07.155
8	43.367	+0.252	10:25:50.522
9	43.115		10:26:33.637
10	44.045	+0.930	10:27:17.682
11	43.465	+0.350	10:28:01.147
12	43.367	+0.252	10:28:44.514
13	43.685	+0.570	10:29:28.199
14	43.520	+0.405	10:30:11.719
15	43.460	+0.345	10:30:55.179
16	43.791	+0.676	10:31:38.970

Runde	Rundenzeit	Diff.	Tageszeit
(68) Luca Köster			
1	45.751	+2.263	10:20:41.530
2	44.312	+0.824	10:21:25.842
3	44.234	+0.746	10:22:10.076
4	44.126	+0.638	10:22:54.202
5	44.000	+0.512	10:23:38.202
6	43.777	+0.289	10:24:21.979
7	44.276	+0.788	10:25:06.255
8	43.769	+0.281	10:25:50.024
9	43.488		10:26:33.512
10	43.895	+0.407	10:27:17.407

Runde	Rundenzeit	Diff.	Tageszeit
11	43.588	+0.100	10:28:00.995
12	43.800	+0.312	10:28:44.795
13	43.694	+0.206	10:29:28.489
14	43.599	+0.111	10:30:12.088
15	43.614	+0.126	10:30:55.702
16	43.576	+0.088	10:31:39.278

Runde	Rundenzeit	Diff.	Tageszeit
(27) Oliver Wendland			
1	47.465	+4.095	10:20:43.794
2	45.330	+1.960	10:21:29.124
3	44.519	+1.149	10:22:13.643
4	43.962	+0.592	10:22:57.605
5	43.866	+0.496	10:23:41.471
6	43.587	+0.217	10:24:25.058
7	43.521	+0.151	10:25:08.579
8	43.652	+0.282	10:25:52.231
9	43.496	+0.126	10:26:35.727
10	43.375	+0.005	10:27:19.102
11	43.370		10:28:02.472
12	43.486	+0.116	10:28:45.958
13	43.447	+0.077	10:29:29.405
14	43.383	+0.013	10:30:12.788
15	43.393	+0.023	10:30:56.181
16	43.911	+0.541	10:31:40.092

Runde	Rundenzeit	Diff.	Tageszeit
(66) Alexander von der Heide			
1	47.239	+3.891	10:20:43.456
2	45.084	+1.736	10:21:28.540
3	45.386	+2.038	10:22:13.926
4	44.512	+1.164	10:22:58.438
5	43.696	+0.348	10:23:42.134
6	43.551	+0.203	10:24:25.685
7	43.403	+0.055	10:25:09.088
8	43.572	+0.224	10:25:52.660
9	43.408	+0.060	10:26:36.068
10	43.571	+0.223	10:27:19.639
11	43.450	+0.102	10:28:03.089
12	43.348		10:28:46.437
13	43.496	+0.148	10:29:29.933
14	43.441	+0.093	10:30:13.374
15	43.537	+0.189	10:30:56.911
16	43.553	+0.205	10:31:40.464

Runde	Rundenzeit	Diff.	Tageszeit
(6) Maximilian Paul			
1	46.845	+3.575	10:20:42.830
2	47.222	+3.952	10:21:30.052
3	44.794	+1.524	10:22:14.846
4	44.257	+0.987	10:22:59.103
5	43.862	+0.592	10:23:42.965
6	43.577	+0.307	10:24:26.542
7	43.531	+0.261	10:25:10.073
8	43.527	+0.257	10:25:53.600
9	43.460	+0.190	10:26:37.060
10	43.464	+0.194	10:27:20.524
11	43.280	+0.010	10:28:03.804
12	43.351	+0.081	10:28:47.155
13	43.270		10:29:30.425
14	43.497	+0.227	10:30:13.922
15	43.389	+0.119	10:30:57.311
16	44.259	+0.989	10:31:41.570

Runde	Rundenzeit	Diff.	Tageszeit
(48) Sophie Hofmann			
1	47.179	+3.721	10:20:43.266
2	46.407	+2.949	10:21:29.673
3	44.803	+1.345	10:22:14.476
4	44.697	+1.239	10:22:59.173

Runde	Rundenzeit	Diff.	Tageszeit
5	43.944	+0.486	10:23:43.117
6	43.708	+0.250	10:24:26.825
7	43.458		10:25:10.283
8	43.591	+0.133	10:25:53.874
9	43.477	+0.019	10:26:37.351
10	43.526	+0.068	10:27:20.877
11	43.548	+0.090	10:28:04.425
12	43.521	+0.063	10:28:47.946
13	43.646	+0.188	10:29:31.592
14	43.755	+0.297	10:30:15.347
15	43.674	+0.216	10:30:59.021
16	43.924	+0.466	10:31:42.945

Runde	Rundenzeit	Diff.	Tageszeit
(3) Felix Amdt			
1	48.044	+4.266	10:20:44.154
2	45.995	+2.217	10:21:30.149
3	45.100	+1.322	10:22:15.249
4	44.193	+0.415	10:22:59.442
5	44.404	+0.626	10:23:43.846
6	43.971	+0.193	10:24:27.817
7	43.932	+0.154	10:25:11.749
8	43.967	+0.189	10:25:55.716
9	43.778		10:26:39.494
10	43.885	+0.107	10:27:23.379
11	44.065	+0.287	10:28:07.444
12	43.976	+0.198	10:28:51.420
13	43.856	+0.078	10:29:35.276
14	43.851	+0.073	10:30:19.127
15	44.144	+0.366	10:31:03.271
16	44.234	+0.456	10:31:47.505

Runde	Rundenzeit	Diff.	Tageszeit
(20) Mika Weissshuhn			
1	50.019	+6.323	10:20:46.391
2	45.371	+1.675	10:21:31.762
3	44.691	+0.995	10:22:16.453
4	45.242	+1.546	10:23:01.695
5	44.919	+1.223	10:23:46.614
6	44.555	+0.859	10:24:31.169
7	43.809	+0.113	10:25:14.978
8	44.086	+0.390	10:25:59.064
9	44.001	+0.305	10:26:43.065
10	43.762	+0.066	10:27:26.827
11	43.770	+0.074	10:28:10.597
12	43.857	+0.161	10:28:54.454
13	43.726	+0.030	10:29:38.180
14	43.724	+0.028	10:30:21.904
15	43.696		10:31:05.600
16	44.017	+0.321	10:31:49.617

Runde	Rundenzeit	Diff.	Tageszeit
(96) Lukas Thiele			
1	53.119	+9.133	10:20:49.658
2	44.870	+0.884	10:21:34.528
3	44.570	+0.584	10:22:19.098
4	44.009	+0.023	10:23:03.107
5	44.369	+0.383	10:23:47.476
6	44.755	+0.769	10:24:32.231
7	44.277	+0.291	10:25:16.508
8	44.116	+0.130	10:26:00.624
9	44.140	+0.154	10:26:44.764
10	44.174	+0.188	10:27:28.938
11	44.053	+0.067	10:28:12.991
12	43.988		10:28:56.977
13	44.116	+0.130	10:29:41.093
14	44.230	+0.244	10:30:25.323
15	44.254	+0.268	10:31:09.577
16	44.610	+0.624	10:31:54.187



Wertungsläufe zur OAKC/NAKC + KCT

ADAC X 30 Senior

Belleben 0,000 Km

2. Rennen[R]

03.05.2015 10:20

Rennen (16 Runden) started at 10:19:55

Runde	Rundenzeit	Diff.	Tageszeit
(15) Lucas Tippach			
1	48.304	+3.792	10:20:45.538
2	45.804	+1.292	10:21:31.342
3	44.987	+0.475	10:22:16.329
4	45.201	+0.689	10:23:01.530
5	44.899	+0.387	10:23:46.429
6	46.141	+1.629	10:24:32.570
7	44.795	+0.283	10:25:17.365
8	44.773	+0.261	10:26:02.138
9	44.695	+0.183	10:26:46.833
10	44.735	+0.223	10:27:31.568
11	44.761	+0.249	10:28:16.329
12	44.512		10:29:00.841
13	44.717	+0.205	10:29:45.558
14	45.119	+0.607	10:30:30.677
15	44.865	+0.353	10:31:15.542
16	44.959	+0.447	10:32:00.501

(116) Alexander Christ			
1	49.219	+4.611	10:20:46.921
2	45.743	+1.135	10:21:32.664
3	44.882	+0.274	10:22:17.546
4	44.650	+0.042	10:23:02.196
5	45.511	+0.903	10:23:47.707
6	45.214	+0.606	10:24:32.921
7	44.714	+0.106	10:25:17.635
8	45.159	+0.551	10:26:02.794
9	44.807	+0.199	10:26:47.601
10	44.608		10:27:32.209
11	44.650	+0.042	10:28:16.859
12	44.904	+0.296	10:29:01.763
13	44.759	+0.151	10:29:46.522
14	44.732	+0.124	10:30:31.254
15	44.675	+0.067	10:31:15.929
16	44.717	+0.109	10:32:00.646

(99) Michael Wittenburg			
1	1:03.199	+18.816	10:20:59.666
2	46.556	+2.173	10:21:46.222
3	45.382	+0.999	10:22:31.604
4	45.161	+0.778	10:23:16.765
5	44.858	+0.475	10:24:01.623
6	44.709	+0.326	10:24:46.332
7	44.615	+0.232	10:25:30.947
8	44.765	+0.382	10:26:15.712
9	44.765	+0.382	10:27:00.477
10	44.692	+0.309	10:27:45.169
11	44.462	+0.079	10:28:29.631
12	44.569	+0.186	10:29:14.200
13	44.383		10:29:58.583
14	44.971	+0.588	10:30:43.554
15	44.843	+0.460	10:31:28.397

(22) Vlorel Buur			
1	50.724	+4.930	10:20:47.914
2	48.758	+2.964	10:21:36.672
3	47.570	+1.776	10:22:24.242
4	46.744	+0.950	10:23:10.986
5	46.348	+0.554	10:23:57.334
6	46.400	+0.606	10:24:43.734
7	46.279	+0.485	10:25:30.013
8	46.237	+0.443	10:26:16.250
9	46.136	+0.342	10:27:02.386
10	45.794		10:27:48.180
11	45.968	+0.174	10:28:34.148

Runde	Rundenzeit	Diff.	Tageszeit
12	45.925	+0.131	10:29:20.073
13	46.242	+0.448	10:30:06.315
14	45.964	+0.170	10:30:52.279
15	49.382	+3.588	10:31:41.661

(23) Manuel Mamz			
1	49.173		10:20:46.002

(100) Niels Bielawny			
1	2:06.520		10:22:03.589

Runde	Rundenzeit	Diff.	Tageszeit
-------	------------	-------	-----------

Zeitnahmekommissar & Auswertung: D. Schaffer-Söll

Rennleiter: Eberhard Jahn



Wertungsläufe zur OAKC/NAKC + KCT

Nach Runden sortiert


ADAC X 30 Senior

Belleben 0,000 Km

3. Rennen[R]

03.05.2015 14:35

Rennen (16 Runden) started at 14:37:36



Pos	No.		Bewerber	Name	Wohnort	Rnd.	Diff	Gesamtzeit	Beste Zeit	In R.	Bemerkung	Punkte
1	6	X30	ADAC Sachsen/Team NKS	Maximilian Paul	Dresden	16		11:44.200	43.451	12		20
2	98	X30	GPKART.DE	Janne Manninen	Celle	16	0.405	11:44.605	43.342	13		18
3	47	X30	ADAC Sachsen	Christopher Röhner	Mülsen	16	0.523	11:44.723	43.404	13		16
4	43	X30	Team Hemkemeyer	Fabian Schulze	Kleinwechungen	16	2.694	11:46.894	43.682	11		15
5	68	X30	classic-oil.de	Luca Köster	Bücken	16	3.826	11:48.026	43.648	9		14
6	66	X30	L&V Motorsport	Alexander von der Heide	Hörstel	16	7.057	11:51.257	43.667	13		13
7	48	X30	ADAC Sachsen/TB MS	Sophie Hofmann	Waldenburg	16	7.333	11:51.533	43.770	13		12
8	3	X30	MAF-Racing-Team	Felix Arndt	Tornesch	16	13.060	11:57.260	44.139	16		11
9	23	X30	im-racing motorsport	Manuel Mannz	Lauenhagen	16	20.450	12:04.650	44.535	16		10
10	100	X30		Niels Bielawny	Peine	16	23.765	12:07.965	44.628	15		9
11	15	X30	SAM Racing	Lucas Tippach	Hamburg	16	24.072	12:08.272	44.684	15		8
12	22	X30	L&V Motorsport	Viorel Bucur	Papenburg	15	1 Runde	11:46.732	45.511	10		7
13	96	X30	Team Hemkemeyer	Lukas Thiele	Hamburg	15	1 Runde	11:53.731	44.267	13		6
14	116	X30		Alexander Christ	Garbsen	12	4 Runden	9:11.780	44.656	7		5
Nicht Klassifiziert (75% = 12 Runden)												
	27	X30	ADAC BBR/Meier MS	Oliver Wendland	Schwedt/Oder		16 Runden	0.786		0		0
	20	X30	Norgatec Racing Team M/V	Mika Weissshuhn	Kritzkow		16 Runden	1.011		0		0
	99	X30	SAM Racing	Michael Wittenburg	Hamburg		16 Runden	1.528		0		0

Orbits

Zeitnahmekommissar & Auswertung: D. Schaffer-Söll

Rennleiter: Eberhard Jahn

Ergebnisse und Livetiming siehe www.zeitnahmeteam.de





Wertungsläufe zur OAKC/NAKC + KCT

ADAC X 30 Senior

Belbeben 0,000 Km

3. Rennen[R]

03.05.2015 14:35

Rennen (16 Runden) started at 14:37:36

Runde	Rundenzeit	Diff.	Tageszeit
(6) Maximilian Paul			
1	46.498	+3.047	14:38:24.352
2	44.902	+1.451	14:39:09.254
3	44.093	+0.642	14:39:53.347
4	43.877	+0.426	14:40:37.224
5	44.123	+0.672	14:41:21.347
6	43.652	+0.201	14:42:04.999
7	43.540	+0.089	14:42:48.539
8	43.645	+0.194	14:43:32.184
9	43.461	+0.010	14:44:15.645
10	43.496	+0.045	14:44:59.141
11	43.557	+0.106	14:45:42.698
12	43.451		14:46:26.149
13	43.551	+0.100	14:47:09.700
14	43.722	+0.271	14:47:53.422
15	43.674	+0.223	14:48:37.096
16	44.064	+0.613	14:49:21.160

Runde	Rundenzeit	Diff.	Tageszeit
(98) Janne Manninen			
1	46.128	+2.786	14:38:23.621
2	44.857	+1.515	14:39:08.478
3	44.390	+1.048	14:39:52.868
4	44.163	+0.821	14:40:37.031
5	44.452	+1.110	14:41:21.483
6	43.824	+0.482	14:42:05.307
7	43.738	+0.396	14:42:49.045
8	43.431	+0.089	14:43:32.476
9	43.561	+0.219	14:44:16.037
10	43.737	+0.395	14:44:59.774
11	43.436	+0.094	14:45:43.210
12	43.350	+0.008	14:46:26.560
13	43.342		14:47:09.902
14	43.631	+0.289	14:47:53.533
15	43.639	+0.297	14:48:37.172
16	44.393	+1.051	14:49:21.565

Runde	Rundenzeit	Diff.	Tageszeit
(47) Christopher Röhner			
1	45.971	+2.567	14:38:23.401
2	44.939	+1.535	14:39:08.340
3	44.380	+0.976	14:39:52.720
4	44.136	+0.732	14:40:36.866
5	44.033	+0.629	14:41:20.889
6	43.785	+0.381	14:42:04.674
7	43.522	+0.118	14:42:48.196
8	44.148	+0.744	14:43:32.344
9	43.473	+0.069	14:44:15.817
10	44.033	+0.629	14:44:59.850
11	43.630	+0.226	14:45:43.480
12	43.431	+0.027	14:46:26.911
13	43.404		14:47:10.315
14	43.557	+0.153	14:47:53.872
15	43.563	+0.159	14:48:37.435
16	44.248	+0.844	14:49:21.683

Runde	Rundenzeit	Diff.	Tageszeit
(43) Fabian Schulze			
1	46.501	+2.819	14:38:24.121
2	45.427	+1.745	14:39:09.548
3	44.507	+0.825	14:39:54.055
4	44.065	+0.383	14:40:38.120
5	43.890	+0.208	14:41:22.010
6	43.801	+0.119	14:42:05.811
7	43.733	+0.051	14:42:49.544
8	43.689	+0.007	14:43:33.233
9	43.703	+0.021	14:44:16.936
10	43.765	+0.083	14:45:00.701

Runde	Rundenzeit	Diff.	Tageszeit
11	43.682		14:45:44.383
12	43.833	+0.151	14:46:28.216
13	43.866	+0.184	14:47:12.082
14	43.830	+0.148	14:47:55.912
15	43.941	+0.259	14:48:39.853
16	44.001	+0.319	14:49:23.854

Runde	Rundenzeit	Diff.	Tageszeit
(68) Luca Köster			
1	46.361	+2.713	14:38:23.912
2	45.479	+1.831	14:39:09.391
3	44.797	+1.149	14:39:54.188
4	44.237	+0.589	14:40:38.425
5	44.027	+0.379	14:41:22.452
6	43.852	+0.204	14:42:06.304
7	43.791	+0.143	14:42:50.095
8	43.940	+0.292	14:43:34.035
9	43.648		14:44:17.683
10	44.434	+0.786	14:45:02.117
11	43.830	+0.182	14:45:45.947
12	43.889	+0.241	14:46:29.836
13	43.876	+0.228	14:47:13.712
14	43.775	+0.127	14:47:57.487
15	43.713	+0.065	14:48:41.200
16	43.786	+0.138	14:49:24.966

Runde	Rundenzeit	Diff.	Tageszeit
(66) Alexander von der Heide			
1	48.236	+4.569	14:38:25.886
2	45.459	+1.792	14:39:11.345
3	44.314	+0.647	14:39:55.659
4	44.210	+0.543	14:40:39.869
5	44.082	+0.415	14:41:23.951
6	44.293	+0.626	14:42:08.244
7	43.865	+0.198	14:42:52.109
8	44.018	+0.351	14:43:36.127
9	43.901	+0.234	14:44:20.028
10	44.295	+0.628	14:45:04.323
11	44.052	+0.385	14:45:48.375
12	43.846	+0.179	14:46:32.221
13	43.667		14:47:15.888
14	44.140	+0.473	14:48:00.028
15	44.051	+0.384	14:48:44.079
16	44.138	+0.471	14:49:28.217

Runde	Rundenzeit	Diff.	Tageszeit
(48) Sophie Hofmann			
1	47.875	+4.105	14:38:25.662
2	45.109	+1.339	14:39:10.761
3	44.415	+0.645	14:39:55.176
4	44.285	+0.515	14:40:39.461
5	44.302	+0.532	14:41:23.763
6	44.752	+0.982	14:42:08.515
7	43.889	+0.119	14:42:52.404
8	43.884	+0.114	14:43:36.288
9	43.856	+0.086	14:44:20.144
10	44.046	+0.276	14:45:04.190
11	43.992	+0.222	14:45:48.182
12	43.852	+0.082	14:46:32.034
13	43.770		14:47:15.804
14	44.088	+0.318	14:47:59.892
15	44.263	+0.493	14:48:44.155
16	44.338	+0.568	14:49:28.493

Runde	Rundenzeit	Diff.	Tageszeit
(3) Felix Amdt			
1	47.748	+3.609	14:38:25.792
2	46.259	+2.120	14:39:12.051
3	45.020	+0.881	14:39:57.071
4	44.715	+0.576	14:40:41.786

Runde	Rundenzeit	Diff.	Tageszeit
5	44.502	+0.363	14:41:26.288
6	44.440	+0.301	14:42:10.728
7	44.363	+0.224	14:42:55.091
8	44.311	+0.172	14:43:39.402
9	44.275	+0.136	14:44:23.677
10	44.493	+0.354	14:45:08.170
11	44.352	+0.213	14:45:52.522
12	44.613	+0.474	14:46:37.135
13	44.202	+0.063	14:47:21.337
14	44.377	+0.238	14:48:05.714
15	44.367	+0.228	14:48:50.081
16	44.139		14:49:34.220

Runde	Rundenzeit	Diff.	Tageszeit
(23) Manuel Manz			
1	47.959	+3.424	14:38:26.951
2	45.991	+1.456	14:39:12.942
3	45.417	+0.882	14:39:58.369
4	46.087	+1.552	14:40:44.446
5	44.841	+0.306	14:41:29.287
6	45.574	+1.039	14:42:14.861
7	44.681	+0.146	14:42:59.542
8	44.653	+0.118	14:43:44.195
9	44.537	+0.002	14:44:28.732
10	44.821	+0.286	14:45:13.553
11	44.542	+0.007	14:45:58.095
12	44.662	+0.127	14:46:42.757
13	44.888	+0.353	14:47:27.645
14	44.761	+0.226	14:48:12.406
15	44.669	+0.134	14:48:57.075
16	44.535		14:49:41.610

Runde	Rundenzeit	Diff.	Tageszeit
(100) Neils Bielawny			
1	48.081	+3.453	14:38:28.196
2	46.800	+2.172	14:39:14.996
3	45.401	+0.773	14:40:00.397
4	45.042	+0.414	14:40:45.439
5	44.803	+0.175	14:41:30.242
6	45.192	+0.564	14:42:15.434
7	45.135	+0.507	14:43:00.569
8	45.015	+0.387	14:43:45.584
9	44.951	+0.323	14:44:30.535
10	45.011	+0.383	14:45:15.546
11	44.948	+0.320	14:46:00.494
12	45.074	+0.446	14:46:45.568
13	44.829	+0.201	14:47:30.397
14	44.811	+0.183	14:48:15.208
15	44.628		14:48:59.836
16	45.089	+0.461	14:49:44.925

Runde	Rundenzeit	Diff.	Tageszeit
(15) Lucas Tippach			
1	48.613	+3.929	14:38:26.769
2	45.817	+1.133	14:39:12.586
3	45.553	+0.869	14:39:58.139
4	45.716	+1.032	14:40:43.855
5	45.206	+0.522	14:41:29.061
6	46.226	+1.542	14:42:15.287
7	45.143	+0.459	14:43:00.430
8	45.048	+0.364	14:43:45.478
9	44.877	+0.193	14:44:30.365
10	45.056	+0.372	14:45:15.411
11	44.977	+0.293	14:46:00.388
12	45.079	+0.395	14:46:45.467
13	44.867	+0.183	14:47:30.334
14	44.739	+0.055	14:48:15.073
15	44.684		14:48:59.757
16	45.475	+0.791	14:49:45.232

Orbits

Zeitnahmekommissar & Auswertung: D. Schaffer-Söll

Rennleiter: Eberhard Jahn





Wertungsläufe zur OAKC/NAKC + KCT

ADAC X 30 Senior

Belleben 0,000 Km

3. Rennen[R]

03.05.2015 14:35

Rennen (16 Runden) started at 14:37:36

Runde	Rundenzeit	Diff.	Tageszeit	Runde	Rundenzeit	Diff.	Tageszeit	Runde	Rundenzeit	Diff.	Tageszeit
(22) Viorel Bucur											
1	48.644	+3.133	14:38:28.057								
2	48.162	+2.651	14:39:16.219								
3	46.789	+1.278	14:40:03.008								
4	46.658	+1.147	14:40:49.666								
5	46.053	+0.542	14:41:35.719								
6	45.869	+0.358	14:42:21.588								
7	45.755	+0.244	14:43:07.343								
8	46.024	+0.513	14:43:53.367								
9	46.085	+0.574	14:44:39.452								
10	45.511		14:45:24.963								
11	45.995	+0.484	14:46:10.958								
12	45.973	+0.462	14:46:56.931								
13	45.866	+0.355	14:47:42.797								
14	54.640	+9.129	14:48:37.437								
15	46.255	+0.744	14:49:23.692								
(96) Lukas Thiele											
1	48.067	+3.800	14:38:26.233								
2	45.604	+1.337	14:39:11.837								
3	44.994	+0.727	14:39:56.831								
4	1:20.109	+35.842	14:41:16.940								
5	44.578	+0.311	14:42:01.518								
6	44.591	+0.324	14:42:46.109								
7	44.331	+0.064	14:43:30.440								
8	45.357	+1.090	14:44:15.797								
9	47.342	+3.075	14:45:03.139								
10	45.769	+1.502	14:45:48.908								
11	44.337	+0.070	14:46:33.245								
12	44.330	+0.063	14:47:17.575								
13	44.267		14:48:01.842								
14	44.481	+0.214	14:48:46.323								
15	44.368	+0.101	14:49:30.691								
(116) Alexander Christ											
1	48.699	+4.043	14:38:27.382								
2	52.061	+7.405	14:39:19.443								
3	45.113	+0.457	14:40:04.556								
4	45.122	+0.466	14:40:49.678								
5	45.098	+0.442	14:41:34.776								
6	45.025	+0.369	14:42:19.801								
7	44.656		14:43:04.457								
8	44.862	+0.206	14:43:49.319								
9	44.905	+0.249	14:44:34.224								
10	44.903	+0.247	14:45:19.127								
11	44.758	+0.102	14:46:03.885								
12	44.855	+0.199	14:46:48.740								

Orbits

Zeitnahmekommissar & Auswertung: D.Schaffer-Söll

Rennleiter: Eberhard Jahn






Wertungsläufe zur OAKC/NAKC + KCT

ADAC X 30 Senior

Belleben 0,000 Km

Tageswertung



Pos.	St.Nr.	Bewerber	Name	Wohnort	Model/Engine	R1.	R2.	R3.	Total
1	98	GPKART.DE	Janne Manninen	Celle	CKR/IAME	20	20	18	58
2	47	ADAC Sachsen	Christopher Röhner	Mülsen	Energy/IAME	16	18	16	50
3	68	classic-oil.de	Luca Köster	Bücken	BRM/IAME	18	15	14	47
4	43	Team Hemkemeyer	Fabian Schulze	Kleinwechungen	Mach1/IAME	15	16	15	46
5	6	ADAC Sachsen/Team NKS	Maximilian Paul	Dresden	DR/IAME	13	12	20	45
6	66	L&V Motorsport	Alexander von der Heide	Hörstel	Intrepid/IAME	12	13	13	38
7	48	ADAC Sachsen/TB MS	Sophie Hofmann	Waldenburg	CRG/IAME	14	11	12	37
8	3	MAF-Racing-Team	Felix Arndt	Tornesch	Energy/IAME	11	10	11	32
9	27	ADAC BBR/Meier MS	Oliver Wendland	Schwedt/Oder	Top-Kart/IAME	9	14	0	23
10	96	Team Hemkemeyer	Lukas Thiele	Hamburg	Intrepid/IAME	8	8	6	22
11	20	Norgatec Racing Team MV	Mika Weisshuhn	Kritzkow	Tony/IAME	10	9	0	19
12	15	SAM Racing	Lucas Tippach	Hamburg	CRG/IAME	3	7	8	18
13	23	im-racing motorsport	Manuel Mannz	Lauenhagen	Kosmic/IAME	6	0	10	16
14	22	L&V Motorsport	Viorel Bucur	Papenburg	Praga/IAME	4	4	7	15
15	100		Niels Bielawny	Peine	Energy/IAME	5	0	9	14
16	99	SAM Racing	Michael Wittenburg	Hamburg	Maddox/IAME	7	5	0	12
17	116		Alexander Christ	Garbsen	MBA/IAME	0	6	5	11

Orbits

Zeitnahmekommissar & Auswertung: D. Schaffer-Söll

Rennleiter: Eberhard Jahn

Ergebnisse und Livetiming siehe www.zeitnahmeteam.de

