

ADAC Sachsenring 2010

Nach bester Rundenzeit sortiert

Mini Bike Einsteiger

Sachsenring infield 1,095 Km

Freies Training

18/09/2010 08:55

Training started at 8:53:49

Pos.	St.Nr.	Name	Nat	Bike	Klasse	Beste Zeit.	Diff.	Abstand	Runde
1	46	Jonas Geitner	GER	Honda	1	52.811			22
2	37	Arnaud Friedrich	GER	Honda	1	52.833	0.022	0.022	13
3	38	Hannes Soomer	EST	Honda	1	53.249	0.438	0.416	13
4	64	Kevin Rofner	AUT	Honda	1	53.837	1.026	0.588	15
5	61	Sebastian Krog	GER	Honda	1	53.967	1.156	0.130	11
6	33	Gabriel Noderer	GER	Honda	1	54.295	1.484	0.328	21
7	69	Matyas Bilek	CZE	Honda	1	55.177	2.366	0.882	21
8	34	Tom Günther	GER	Honda	1	55.424	2.613	0.247	22
9	28	Toni Thurmayer	GER	Honda	1	55.515	2.704	0.091	14
10	47	Robin Stehr	GER	Honda	1	55.663	2.852	0.148	22
11	41	Tim Maximi Georgi	GER	Honda	1	55.972	3.161	0.309	21
12	72*	Johannes Dertel	GER	Honda	1	56.014	3.203	0.042	16
13	40	Christopher Kogelbauer	GER	Honda	1	56.235	3.424	0.221	21
14	29	Robin Jörger	GER	Honda	1	56.319	3.508	0.084	11
15	48	Vivien Lorenz	GER	Honda	1	57.947	5.136	1.628	10
16	71*	Niklas Sperschneider	GER	Honda	1	58.305	5.494	0.358	16
17	27	Joscha Max Blin	GER	Honda	1	58.375	5.564	0.070	14
18	63	Maximilian Sohnius	GER	Honda	1	58.759	5.948	0.384	11
19	32	Lucas Geitner	GER	Honda	1	58.813	6.002	0.054	20
20	68*	Timon Salewski	GER	Honda	1	58.891	6.080	0.078	15
21	35	Bastian Ullmann	GER	Honda	1	59.098	6.287	0.207	15
22	88	Matthias Meggle	GER	Honda	1	59.655	6.844	0.557	20
23	44*	Kevin Orgis	GER	Honda	1	59.701	6.890	0.046	11
24	30	Philipp Freitag	GER	Honda	1	59.825	7.014	0.124	12
25	99*	Moritz Jenkner	GER	Honda	1	1:00.930	8.119	1.105	19
26	25	Kevin Sieder	AUT	Honda	1	1:02.180	9.369	1.250	3
27	45	Kevin Forster	GER	Honda	1	1:02.297	9.486	0.117	20
28	31	Philip Jork	GER	Honda	1	1:03.908	11.097	1.611	13
29	49	Leon Czichos	GER	Honda	1	1:05.028	12.217	1.120	14
30	42	Manuel Rösch	GER	Honda	1	1:05.031	12.220	0.003	14
31	50	Colin Hufnagel	GER	Honda	1	1:05.313	12.502	0.282	16
32	62	Robin Nickel	GER	Honda	1	1:06.088	13.277	0.775	17
33	39	Justin Dornbusch	GER	Honda	1	1:09.007	16.196	2.919	5
34	26	Benjamin Rösch	GER	Honda	1	1:11.179	18.368	2.172	13
35	51*	Selina Liebschner	GER	Honda	1	1:12.003	19.192	0.824	11



ADAC Sachsenring 2010

Mini Bike Einsteiger

Sachsenring infield 1,095 Km

Freies Training

18/09/2010 08:55

Training started at 8:53:49

Runde	Rundenzeit	Diff.	Tageszeit
(46) Jonas Geitner			
1	1:08.284	+15.473	8:54:58.444
2	1:04.149	+11.338	8:56:02.593
3	1:02.317	+9.506	8:57:04.910
4	1:01.376	+8.565	8:58:06.286
5	1:00.547	+7.736	8:59:06.833
6	1:00.703	+7.892	9:00:07.536
7	56.688	+3.877	9:01:04.224
8	56.465	+3.654	9:02:00.689
9	55.623	+2.812	9:02:56.312
10	56.560	+3.749	9:03:52.872
11	54.038	+1.227	9:04:46.910
12	55.384	+2.573	9:05:42.294
13	54.916	+2.105	9:06:37.210
14	54.813	+2.002	9:07:32.023
15	54.471	+1.660	9:08:26.494
16	54.024	+1.213	9:09:20.518
17	53.564	+0.753	9:10:14.082
18	53.225	+0.414	9:11:07.307
19	54.223	+1.412	9:12:01.530
20	55.894	+3.083	9:12:57.424
21	55.310	+2.499	9:13:52.734
22	52.811		9:14:45.545
23	53.281	+0.470	9:15:38.826

Runde	Rundenzeit	Diff.	Tageszeit
(37) Arnaud Friedrich			
1	56.969	+4.136	8:55:48.432
2	57.547	+4.714	8:56:45.979
3	57.508	+4.675	8:57:43.487
4	56.947	+4.114	8:58:40.434
5	56.457	+3.624	8:59:36.891
6	54.544	+1.711	9:00:31.435
7	55.923	+3.090	9:01:27.358
8	56.908	+4.075	9:02:24.266
9	55.748	+2.915	9:03:20.014
10	54.321	+1.488	9:04:14.335
11	53.629	+0.796	9:05:07.964
12	54.013	+1.180	9:06:01.977
13	52.833		9:06:54.810
14	53.779	+0.946	9:07:48.589
15	54.084	+1.251	9:08:42.673
16	55.619	+2.786	9:09:38.292
17	53.850	+1.017	9:10:32.142
18	56.237	+3.404	9:11:28.379
19	55.861	+3.028	9:12:24.240
20	55.890	+3.057	9:13:20.130
21	53.754	+0.921	9:14:13.884
22	55.390	+2.557	9:15:09.274
23	55.737	+2.904	9:16:05.011

Runde	Rundenzeit	Diff.	Tageszeit
(38) Hannes Soomer			
1	1:19.140	+25.891	8:55:11.807
2	1:07.225	+13.976	8:56:19.032
3	1:02.060	+8.811	8:57:21.092
4	1:01.022	+7.773	8:58:22.114
5	1:00.347	+7.098	8:59:22.461
6	1:00.014	+6.765	9:00:22.475
7	59.978	+6.729	9:01:22.453
8	1:00.099	+6.850	9:02:22.552
9	56.571	+3.322	9:03:19.123
10	56.907	+3.658	9:04:16.030
11	56.038	+2.789	9:05:12.068
12	54.410	+1.161	9:06:06.478
13	53.249		9:06:59.727
14	54.016	+0.767	9:07:53.743

Runde	Rundenzeit	Diff.	Tageszeit
15	54.079	+0.830	9:08:47.822
16	54.817	+1.568	9:09:42.639
17	54.147	+0.898	9:10:36.786
18	54.944	+1.695	9:11:31.730
19	56.011	+2.762	9:12:27.741
20	59.528	+6.279	9:13:27.269
21	56.364	+3.115	9:14:23.633
22	54.655	+1.406	9:15:18.288

Runde	Rundenzeit	Diff.	Tageszeit
(64) Kevin Rofner			
1	1:03.832	+9.995	8:54:53.388
2	58.354	+4.517	8:55:51.742
3	59.502	+5.665	8:56:51.244
4	56.287	+2.450	8:57:47.531
5	55.793	+1.956	8:58:43.324
6	56.430	+2.593	8:59:39.754
7	56.900	+3.063	9:00:36.654
8	54.483	+0.646	9:01:31.137
9	54.827	+0.990	9:02:25.964
10	57.380	+3.543	9:03:23.344
11	55.346	+1.509	9:04:18.690
12	54.767	+0.930	9:05:13.457
13	54.500	+0.663	9:06:07.957
14	54.581	+0.744	9:07:02.538
15	53.837		9:07:56.375
16	54.765	+0.928	9:08:51.140
17	56.100	+2.263	9:09:47.240
18	54.242	+0.405	9:10:41.482
19	59.357	+5.520	9:11:40.839
20	55.555	+1.718	9:12:36.394
21	56.529	+2.692	9:13:32.923
22	56.715	+2.878	9:14:29.638
23	54.227	+0.390	9:15:23.865

Runde	Rundenzeit	Diff.	Tageszeit
(61) Sebastian Krog			
1	1:14.950	+20.983	8:55:08.725
2	1:01.881	+7.914	8:56:10.606
3	58.712	+4.745	8:57:09.318
4	59.385	+5.418	8:58:08.703
5	58.764	+4.797	8:59:07.467
6	59.810	+5.843	9:00:07.277
7	56.559	+2.592	9:01:03.836
8	56.431	+2.464	9:02:00.267
9	56.124	+2.157	9:02:56.391
10	56.332	+2.365	9:03:52.723
11	53.967		9:04:46.690
12	56.205	+2.238	9:05:42.895
13	55.702	+1.735	9:06:38.597
14	56.737	+2.770	9:07:35.334
15	56.207	+2.240	9:08:31.541
16	54.693	+0.726	9:09:26.234
17	55.410	+1.443	9:10:21.644
18	54.004	+0.037	9:11:15.648
19	56.543	+2.576	9:12:12.191
20	54.016	+0.049	9:13:06.207
21	55.163	+1.196	9:14:01.370
22	55.260	+1.293	9:14:56.630
23	54.928	+0.961	9:15:51.558

Runde	Rundenzeit	Diff.	Tageszeit
(33) Gabriel Noderer			
1	1:15.317	+21.022	8:55:12.264
2	1:03.751	+9.456	8:56:16.015
3	1:00.910	+6.615	8:57:16.925
4	58.492	+4.197	8:58:15.417
5	58.146	+3.851	8:59:13.563
6	57.248	+2.953	9:00:10.811

Runde	Rundenzeit	Diff.	Tageszeit
7	57.680	+3.385	9:01:08.491
8	58.733	+4.438	9:02:07.224
9	57.516	+3.221	9:03:04.740
10	55.776	+1.481	9:04:00.516
11	55.725	+1.430	9:04:56.241
12	55.125	+0.830	9:05:51.366
13	54.884	+0.589	9:06:46.250
14	55.180	+0.885	9:07:41.430
15	55.646	+1.351	9:08:37.076
16	57.239	+2.944	9:09:34.315
17	55.505	+1.210	9:10:29.820
18	55.247	+0.952	9:11:25.067
19	55.111	+0.816	9:12:20.178
20	54.489	+0.194	9:13:14.667
21	54.295		9:14:08.962
22	54.343	+0.048	9:15:03.305
23	54.550	+0.255	9:15:57.855

Runde	Rundenzeit	Diff.	Tageszeit
(69) Matyas Bilek			
1	1:16.688	+21.511	8:55:12.871
2	1:05.136	+9.959	8:56:18.007
3	1:02.533	+7.356	8:57:20.540
4	1:01.012	+5.835	8:58:21.552
5	1:00.961	+5.784	8:59:22.513
6	59.346	+4.169	9:00:21.859
7	1:00.966	+5.789	9:01:22.825
8	1:00.381	+5.204	9:02:23.206
9	1:00.264	+5.087	9:03:23.470
10	1:00.682	+5.505	9:04:24.152
11	58.624	+3.447	9:05:22.776
12	56.732	+1.555	9:06:19.508
13	57.235	+2.058	9:07:16.743
14	56.254	+1.077	9:08:12.997
15	56.753	+1.576	9:09:09.750
16	58.743	+3.566	9:10:08.493
17	55.757	+0.580	9:11:04.250
18	57.318	+2.141	9:12:01.568
19	56.311	+1.134	9:12:57.879
20	57.391	+2.214	9:13:55.270
21	55.177		9:14:50.447
22	55.905	+0.728	9:15:46.352

Runde	Rundenzeit	Diff.	Tageszeit
(34) Tom Günther			
1	1:16.795	+21.371	8:55:11.772
2	1:05.795	+10.371	8:56:17.567
3	1:02.760	+7.336	8:57:20.327
4	1:04.671	+9.247	8:58:24.998
5	1:02.371	+6.947	8:59:27.369
6	1:00.845	+5.421	9:00:28.214
7	58.987	+3.563	9:01:27.201
8	58.523	+3.099	9:02:25.724
9	59.852	+4.428	9:03:25.576
10	59.471	+4.047	9:04:25.047
11	58.146	+2.722	9:05:23.193
12	56.951	+1.527	9:06:20.144
13	57.712	+2.288	9:07:17.856
14	56.070	+0.646	9:08:13.926
15	57.261	+1.837	9:09:11.187
16	57.893	+2.469	9:10:09.080
17	56.689	+1.265	9:11:05.769
18	57.135	+1.711	9:12:02.904
19	58.943	+3.519	9:13:01.847
20	57.843	+2.419	9:13:59.690
21	56.294	+0.870	9:14:55.984
22	55.424		9:15:51.408

ADAC Sachsenring 2010

Mini Bike Einsteiger

Sachsenring infield 1,095 Km

Freies Training

18/09/2010 08:55

Training started at 8:53:49

Runde	Rundenzeit	Diff.	Tageszeit
(28) Toni Thurmayer			
1	1:17.232	+21.717	8:55:11.255
2	1:05.230	+9.715	8:56:16.485
3	1:01.961	+6.446	8:57:18.446
4	1:01.274	+5.759	8:58:19.720
5	1:00.162	+4.647	8:59:19.882
6	58.864	+3.349	9:00:18.746
7	57.902	+2.387	9:01:16.648
8	58.703	+3.188	9:02:15.351
9	56.521	+1.006	9:03:11.872
10	57.455	+1.940	9:04:09.327
11	56.535	+1.020	9:05:05.862
12	57.167	+1.652	9:06:03.029
13	55.646	+0.131	9:06:58.675
14	55.515		9:07:54.190
15	57.680	+2.165	9:08:51.870
16	55.605	+0.090	9:09:47.475
17	57.070	+1.555	9:10:44.545
18	59.498	+3.983	9:11:44.043
19	58.484	+2.969	9:12:42.527
20	1:01.169	+5.654	9:13:43.696
21	55.987	+0.472	9:14:39.683
22	58.160	+2.645	9:15:37.843

Runde	Rundenzeit	Diff.	Tageszeit
(47) Robin Stehr			
1	1:17.172	+21.509	8:55:09.915
2	1:07.089	+11.426	8:56:17.004
3	1:02.385	+6.722	8:57:19.389
4	1:01.193	+5.530	8:58:20.582
5	1:01.287	+5.624	8:59:21.869
6	59.637	+3.974	9:00:21.506
7	1:00.452	+4.789	9:01:21.958
8	1:00.810	+5.147	9:02:22.768
9	1:00.717	+5.054	9:03:23.485
10	58.717	+3.054	9:04:22.202
11	59.184	+3.521	9:05:21.386
12	57.536	+1.873	9:06:18.922
13	58.217	+2.554	9:07:17.139
14	56.982	+1.319	9:08:14.121
15	56.400	+0.737	9:09:10.521
16	57.947	+2.284	9:10:08.468
17	56.625	+0.962	9:11:05.093
18	57.232	+1.569	9:12:02.325
19	58.328	+2.665	9:13:00.653
20	58.107	+2.444	9:13:58.760
21	56.543	+0.880	9:14:55.303
22	55.663		9:15:50.966

Runde	Rundenzeit	Diff.	Tageszeit
(41) Tim Maximi Georgi			
1	1:25.333	+29.361	8:55:20.900
2	1:09.398	+13.426	8:56:30.298
3	1:07.082	+11.110	8:57:37.380
4	1:03.735	+7.763	8:58:41.115
5	1:02.015	+6.043	8:59:43.130
6	1:00.904	+4.932	9:00:44.034
7	1:02.159	+6.187	9:01:46.193
8	1:00.234	+4.262	9:02:46.427
9	57.687	+1.715	9:03:44.114
10	56.971	+0.999	9:04:41.085
11	59.920	+3.948	9:05:41.005
12	57.364	+1.392	9:06:38.369
13	58.415	+2.443	9:07:36.784
14	56.854	+0.882	9:08:33.638
15	59.745	+3.773	9:09:33.383
16	57.374	+1.402	9:10:30.757
17	59.051	+3.079	9:11:29.808

Runde	Rundenzeit	Diff.	Tageszeit
18	58.016	+2.044	9:12:27.824
19	1:03.324	+7.352	9:13:31.148
20	57.387	+1.415	9:14:28.535
21	55.972		9:15:24.507

Runde	Rundenzeit	Diff.	Tageszeit
(72*) Johannes Dertel			
1	1:21.812	+25.798	8:55:13.713
2	1:06.999	+10.985	8:56:20.712
3	1:03.096	+7.082	8:57:23.808
4	1:01.443	+5.429	8:58:25.251
5	1:01.981	+5.967	8:59:27.232
6	1:00.615	+4.601	9:00:27.847
7	1:00.209	+4.195	9:01:28.056
8	58.368	+2.354	9:02:26.424
9	59.320	+3.306	9:03:25.744
10	1:00.092	+4.078	9:04:25.836
11	59.942	+3.928	9:05:25.778
12	59.572	+3.558	9:06:25.350
13	58.241	+2.227	9:07:23.591
14	57.331	+1.317	9:08:20.922
15	58.884	+2.870	9:09:19.806
16	56.014		9:10:15.820
17	59.461	+3.447	9:11:15.281
18	58.288	+2.274	9:12:13.569
19	56.752	+0.738	9:13:10.321
20	56.618	+0.604	9:14:06.939
21	59.806	+3.792	9:15:06.745
22	56.288	+0.274	9:16:03.033

Runde	Rundenzeit	Diff.	Tageszeit
(40) Christopher Kogelbauer			
1	1:11.219	+14.984	8:55:01.768
2	1:05.128	+8.893	8:56:06.896
3	1:03.275	+7.040	8:57:10.171
4	59.065	+2.830	8:58:09.236
5	58.950	+2.715	8:59:08.186
6	59.528	+3.293	9:00:07.714
7	59.732	+3.497	9:01:07.446
8	57.734	+1.499	9:02:05.180
9	57.738	+1.503	9:03:02.918
10	1:25.272	+29.037	9:04:28.190
11	58.340	+2.105	9:05:26.530
12	1:00.976	+4.741	9:06:27.506
13	58.512	+2.277	9:07:26.018
14	58.986	+2.751	9:08:25.004
15	58.583	+2.348	9:09:23.587
16	58.151	+1.916	9:10:21.738
17	1:06.926	+10.691	9:11:28.664
18	58.571	+2.336	9:12:27.235
19	1:03.045	+6.810	9:13:30.280
20	59.466	+3.231	9:14:29.746
21	56.235		9:15:25.981

Runde	Rundenzeit	Diff.	Tageszeit
(29) Robin Jörger			
1	1:22.516	+26.197	8:55:18.641
2	1:08.365	+12.046	8:56:27.006
3	1:05.314	+8.995	8:57:32.320
4	1:02.233	+5.914	8:58:34.553
5	1:00.957	+4.638	8:59:35.510
6	1:01.022	+4.703	9:00:36.532
7	59.418	+3.099	9:01:35.950
8	57.768	+1.449	9:02:33.718
9	59.986	+3.667	9:03:33.704
10	58.855	+2.536	9:04:32.559
11	56.319		9:05:28.878
12	1:00.129	+3.810	9:06:29.007
13	58.749	+2.430	9:07:27.756

Runde	Rundenzeit	Diff.	Tageszeit
14	59.385	+3.066	9:08:27.141
15	58.258	+1.939	9:09:25.399
16	59.114	+2.795	9:10:24.513
17	1:05.347	+9.028	9:11:29.860
18	59.719	+3.400	9:12:29.579
19	1:02.098	+5.779	9:13:31.677
20	58.581	+2.262	9:14:30.258
21	56.475	+0.156	9:15:26.733

Runde	Rundenzeit	Diff.	Tageszeit
(48) Vivien Lorenz			
1	1:24.136	+26.189	8:55:18.421
2	1:09.956	+12.009	8:56:28.377
3	1:06.034	+8.087	8:57:34.411
4	1:03.915	+5.968	8:58:38.326
5	1:03.080	+5.133	8:59:41.406
6	1:02.000	+4.053	9:00:43.406
7	1:01.455	+3.508	9:01:44.861
8	58.679	+0.732	9:02:43.540
9	58.645	+0.698	9:03:42.185
10	57.947		9:04:40.132

Runde	Rundenzeit	Diff.	Tageszeit
(71*) Niklas Sperschneider			
1	1:16.742	+18.437	8:55:09.062
2	1:06.388	+8.083	8:56:15.450
3	1:02.338	+4.033	8:57:17.788
4	1:01.577	+3.272	8:58:19.365
5	1:01.393	+3.088	8:59:20.758
6	59.666	+1.361	9:00:20.424
7	1:01.032	+2.727	9:01:21.456
8	1:00.984	+2.679	9:02:22.440
9	1:00.246	+1.941	9:03:22.686
10	1:01.680	+3.375	9:04:24.366
11	59.736	+1.431	9:05:24.102
12	59.169	+0.864	9:06:23.271
13	59.744	+1.439	9:07:23.015
14	58.849	+0.544	9:08:21.864
15	1:00.482	+2.177	9:09:22.346
16	58.305		9:10:20.651

Runde	Rundenzeit	Diff.	Tageszeit
(27) Joscha Max Blin			
1	1:20.277	+21.902	8:55:20.017
2	1:10.438	+12.063	8:56:30.455
3	1:06.276	+7.901	8:57:36.731
4	1:03.807	+5.432	8:58:40.538
5	1:02.548	+4.173	8:59:43.086
6	1:02.824	+4.449	9:00:45.910
7	59.471	+1.096	9:01:45.381
8	59.668	+1.293	9:02:45.049
9	59.382	+1.007	9:03:44.431
10	58.599	+0.224	9:04:43.030
11	59.659	+1.284	9:05:42.689
12	58.857	+0.482	9:06:41.546
13	58.824	+0.449	9:07:40.370
14	58.375		9:08:38.745
15	59.540	+1.165	9:09:38.285
16	58.755	+0.380	9:10:37.040

Runde	Rundenzeit	Diff.	Tageszeit
(63) Maximilian Sohnius			
1	1:27.960	+29.201	8:55:25.674
2	1:16.810	+18.051	8:56:42.484
3	1:07.625	+8.866	8:57:50.109
4	1:07.164	+8.405	8:58:57.273
5	3:31.778	+2:33.019	9:02:29.051
6	1:04.943	+6.184	9:03:33.994
7	1:01.717	+2.958	9:04:35.711
8	59.509	+0.750	9:05:35.220

ADAC Sachsenring 2010

Mini Bike Einsteiger

Sachsenring infield 1,095 Km

Freies Training

18/09/2010 08:55

Training started at 8:53:49

Runde	Rundenzeit	Diff.	Tageszeit
9	59.062	+0.303	9:06:34.282
10	59.851	+1.092	9:07:34.133
11	58.759		9:08:32.892
12	2:17.857	+1:19.098	9:10:50.749
13	1:02.782	+4.023	9:11:53.531
14	1:04.054	+5.295	9:12:57.585
15	59.889	+1.130	9:13:57.474
16	59.402	+0.643	9:14:56.876
17	59.049	+0.290	9:15:55.925

(32) Lucas Geitner

1	1:30.147	+31.334	8:55:32.335
2	1:18.854	+20.041	8:56:51.189
3	1:07.501	+8.688	8:57:58.690
4	1:05.939	+7.126	8:59:04.629
5	1:05.985	+7.172	9:00:10.614
6	1:07.717	+8.904	9:01:18.331
7	1:06.574	+7.761	9:02:24.905
8	1:07.536	+8.723	9:03:32.441
9	1:06.048	+7.235	9:04:38.489
10	1:03.287	+4.474	9:05:41.776
11	1:02.102	+3.289	9:06:43.878
12	1:01.195	+2.382	9:07:45.073
13	1:00.280	+1.467	9:08:45.353
14	1:01.567	+2.754	9:09:46.920
15	1:01.388	+2.575	9:10:48.308
16	1:04.686	+5.873	9:11:52.994
17	1:07.035	+8.222	9:13:00.029
18	1:01.140	+2.327	9:14:01.169
19	1:00.544	+1.731	9:15:01.713
20	58.813		9:16:00.526

(68*) Timon Salewski

1	1:29.779	+30.888	8:55:31.610
2	1:16.041	+17.150	8:56:47.651
3	1:05.570	+6.679	8:57:53.221
4	1:05.965	+7.074	8:58:59.186
5	1:06.761	+7.870	9:00:05.947
6	1:00.951	+2.060	9:01:06.898
7	1:02.419	+3.528	9:02:09.317
8	1:01.316	+2.425	9:03:10.633
9	1:00.228	+1.337	9:04:10.861
10	1:03.358	+4.467	9:05:14.219
11	1:03.959	+5.068	9:06:18.178
12	1:01.614	+2.723	9:07:19.792
13	1:00.841	+1.950	9:08:20.633
14	1:04.111	+5.220	9:09:24.744
15	58.891		9:10:23.635
16	1:02.260	+3.369	9:11:25.895
17	1:01.086	+2.195	9:12:26.981
18	1:06.859	+7.968	9:13:33.840
19	1:00.530	+1.639	9:14:34.370
20	1:03.420	+4.529	9:15:37.790

(35) Bastian Ullmann

1	1:22.366	+23.268	8:55:14.445
2	1:10.592	+11.494	8:56:25.037
3	1:06.844	+7.746	8:57:31.881
4	1:04.750	+5.652	8:58:36.631
5	1:03.055	+3.957	8:59:39.686
6	1:03.334	+4.236	9:00:43.020
7	1:02.791	+3.693	9:01:45.811
8	1:02.552	+3.454	9:02:48.363
9	1:00.542	+1.444	9:03:48.905
10	1:00.095	+0.997	9:04:49.000
11	1:00.324	+1.226	9:05:49.324

Runde	Rundenzeit	Diff.	Tageszeit
12	1:03.272	+4.174	9:06:52.596
13	1:00.995	+1.897	9:07:53.591
14	1:01.728	+2.630	9:08:55.319
15	59.098		9:09:54.417
16	1:01.266	+2.168	9:10:55.683
17	1:01.646	+2.548	9:11:57.329
18	1:04.890	+5.792	9:13:02.219
19	1:03.914	+4.816	9:14:06.133
20	1:02.105	+3.007	9:15:08.238
21	1:00.135	+1.037	9:16:08.373

(88) Matthias Meggle

1	1:23.630	+23.975	8:55:17.207
2	1:09.206	+9.551	8:56:26.413
3	1:06.620	+6.965	8:57:33.033
4	1:04.059	+4.404	8:58:37.092
5	1:04.612	+4.957	8:59:41.704
6	1:04.611	+4.956	9:00:46.315
7	1:03.847	+4.192	9:01:50.162
8	1:05.138	+5.483	9:02:55.300
9	1:02.392	+2.737	9:03:57.692
10	1:07.434	+7.779	9:05:05.126
11	1:02.438	+2.783	9:06:07.564
12	1:01.593	+1.938	9:07:09.157
13	1:03.227	+3.572	9:08:12.384
14	1:01.449	+1.794	9:09:13.833
15	1:01.440	+1.785	9:10:15.273
16	1:01.626	+1.971	9:11:16.899
17	1:01.568	+1.913	9:12:18.467
18	1:01.115	+1.460	9:13:19.582
19	1:00.156	+0.501	9:14:19.738
20	59.655		9:15:19.393

(44*) Kevin Orgis

1	1:26.969	+27.268	8:55:36.805
2	1:15.822	+16.121	8:56:52.627
3	1:10.354	+10.653	8:58:02.981
4	1:05.296	+5.595	8:59:08.277
5	1:04.256	+4.555	9:00:12.533
6	1:09.805	+10.104	9:01:22.338
7	1:03.384	+3.683	9:02:25.722
8	1:05.098	+5.397	9:03:30.820
9	1:03.312	+3.611	9:04:34.132
10	1:00.215	+0.514	9:05:34.347
11	59.701		9:06:34.048
12	1:05.662	+5.961	9:07:39.710
13	1:01.266	+1.565	9:08:40.976
14	1:01.717	+2.016	9:09:42.693
15	1:03.181	+3.480	9:10:45.874
16	1:06.224	+6.523	9:11:52.098

(30) Philipp Freitag

1	1:32.053	+32.228	8:55:27.800
2	1:17.223	+17.398	8:56:45.023
3	1:10.690	+10.865	8:57:55.713
4	1:08.297	+8.472	8:59:04.010
5	1:05.403	+5.578	9:00:09.413
6	1:05.779	+5.954	9:01:15.192
7	1:04.653	+4.828	9:02:19.845
8	1:02.745	+2.920	9:03:22.590
9	1:00.955	+1.130	9:04:23.545
10	1:01.527	+1.702	9:05:25.072
11	1:02.349	+2.524	9:06:27.421
12	59.825		9:07:27.246
13	1:03.628	+3.803	9:08:30.874
14	1:01.563	+1.738	9:09:32.437

Runde	Rundenzeit	Diff.	Tageszeit
15	1:03.039	+3.214	9:10:35.476
16	1:03.511	+3.686	9:11:38.987
17	1:01.313	+1.488	9:12:40.300
18	1:02.406	+2.581	9:13:42.706
19	1:00.261	+0.436	9:14:42.967
20	1:00.827	+1.002	9:15:43.794

(99*) Moritz Jenkner

1	1:22.947	+22.017	8:55:26.744
2	1:10.839	+9.909	8:56:37.583
3	1:05.714	+4.784	8:57:43.297
4	1:07.665	+6.735	8:58:50.962
5	1:06.206	+5.276	8:59:57.168
6	1:02.755	+1.825	9:00:59.923
7	1:05.178	+4.248	9:02:05.101
8	1:02.651	+1.721	9:03:07.752
9	1:01.831	+0.901	9:04:09.583
10	1:05.230	+4.300	9:05:14.813
11	1:01.644	+0.714	9:06:16.457
12	1:02.931	+2.001	9:07:19.388
13	1:01.057	+0.127	9:08:20.445
14	1:03.271	+2.341	9:09:23.716
15	1:01.731	+0.801	9:10:25.447
16	1:02.950	+2.020	9:11:28.397
17	1:02.035	+1.105	9:12:30.432
18	1:03.666	+2.736	9:13:34.098
19	1:00.930		9:14:35.028
20	1:01.893	+0.963	9:15:36.921

(25) Kevin Sieder

1	1:04.912	+2.732	9:04:20.752
2	1:07.664	+5.484	9:05:28.416
3	1:02.180		9:06:30.596
4	1:08.340	+6.160	9:07:38.936
5	1:03.586	+1.406	9:08:42.522
6	1:06.831	+4.651	9:09:49.353

(45) Kevin Forster

1	1:21.560	+19.263	8:55:15.073
2	1:10.772	+8.475	8:56:25.845
3	1:09.275	+6.978	8:57:35.120
4	1:07.953	+5.656	8:58:43.073
5	1:07.973	+5.676	8:59:51.046
6	1:06.015	+3.718	9:00:57.061
7	1:07.025	+4.728	9:02:04.086
8	1:06.136	+3.839	9:03:10.222
9	1:06.935	+4.638	9:04:17.157
10	1:05.913	+3.616	9:05:23.070
11	1:05.461	+3.164	9:06:28.531
12	1:03.866	+1.569	9:07:32.397
13	1:04.018	+1.721	9:08:36.415
14	1:03.583	+1.286	9:09:39.998
15	1:05.434	+3.137	9:10:45.432
16	1:07.501	+5.204	9:11:52.933
17	1:04.883	+2.586	9:12:57.816
18	1:02.786	+0.489	9:14:00.602
19	1:02.514	+0.217	9:15:03.116
20	1:02.297		9:16:05.413

(31) Philip Jork

1	1:24.231	+20.323	8:55:29.108
2	1:13.825	+9.917	8:56:42.933
3	1:08.343	+4.435	8:57:51.276
4	1:06.992	+3.084	8:58:58.268
5	1:09.715	+5.807	9:00:07.983
6	1:06.266	+2.358	9:01:14.249

ADAC Sachsenring 2010

Mini Bike Einsteiger

Sachsenring infield 1,095 Km

Freies Training

18/09/2010 08:55

Training started at 8:53:49

Runde	Rundenzeit	Diff.	Tageszeit
7	1:10.259	+6.351	9:02:24.508
8	1:07.454	+3.546	9:03:31.962
9	1:07.462	+3.554	9:04:39.424
10	1:07.586	+3.678	9:05:47.010
11	1:07.203	+3.295	9:06:54.213
12	1:06.400	+2.492	9:08:00.613
13	1:03.908		9:09:04.521
14	1:05.369	+1.461	9:10:09.890
15	1:04.463	+0.555	9:11:14.353
16	1:06.124	+2.216	9:12:20.477
17	1:51.019	+47.111	9:14:11.496
18	1:06.543	+2.635	9:15:18.039

(49) Leon Czichos

1	1:35.979	+30.951	8:55:27.222
2	1:23.509	+18.481	8:56:50.731
3	1:18.820	+13.792	8:58:09.551
4	1:15.774	+10.746	8:59:25.325
5	1:11.788	+6.760	9:00:37.113
6	1:11.096	+6.068	9:01:48.209
7	1:08.611	+3.583	9:02:56.820
8	1:07.468	+2.440	9:04:04.288
9	1:07.999	+2.971	9:05:12.287
10	1:06.916	+1.888	9:06:19.203
11	1:06.222	+1.194	9:07:25.425
12	1:05.475	+0.447	9:08:30.900
13	1:08.159	+3.131	9:09:39.059
14	1:05.028		9:10:44.087
15	1:08.342	+3.314	9:11:52.429
16	1:07.424	+2.396	9:12:59.853
17	1:05.703	+0.675	9:14:05.556
18	1:05.755	+0.727	9:15:11.311

(42) Manuel Rösch

1	1:26.844	+21.813	8:55:30.327
2	1:21.451	+16.420	8:56:51.778
3	1:14.314	+9.283	8:58:06.092
4	1:11.199	+6.168	8:59:17.291
5	1:10.252	+5.221	9:00:27.543
6	1:08.023	+2.992	9:01:35.566
7	1:13.122	+8.091	9:02:48.688
8	1:08.109	+3.078	9:03:56.797
9	1:08.141	+3.110	9:05:04.938
10	1:06.522	+1.491	9:06:11.460
11	1:06.965	+1.934	9:07:18.425
12	1:06.725	+1.694	9:08:25.150
13	1:06.371	+1.340	9:09:31.521
14	1:05.031		9:10:36.552
15	1:07.132	+2.101	9:11:43.684
16	1:38.099	+33.068	9:13:21.783
17	1:09.027	+3.996	9:14:30.810
18	1:05.357	+0.326	9:15:36.167

(50) Colin Hufnagel

1	1:23.268	+17.955	8:55:20.372
2	1:11.865	+6.552	8:56:32.237
3	1:10.652	+5.339	8:57:42.889
4	1:10.894	+5.581	8:58:53.783
5	1:10.099	+4.786	9:00:03.882
6	1:10.042	+4.729	9:01:13.924
7	1:08.327	+3.014	9:02:22.251
8	1:07.781	+2.468	9:03:30.032
9	1:07.918	+2.605	9:04:37.950
10	1:08.131	+2.818	9:05:46.081
11	1:07.456	+2.143	9:06:53.537
12	1:06.729	+1.416	9:08:00.266

Runde	Rundenzeit	Diff.	Tageszeit
13	1:05.889	+0.576	9:09:06.155
14	1:05.945	+0.632	9:10:12.100
15	1:08.013	+2.700	9:11:20.113
16	1:05.313		9:12:25.426
17	1:07.191	+1.878	9:13:32.617
18	1:06.840	+1.527	9:14:39.457
19	1:06.043	+0.730	9:15:45.500

(62) Robin Nickel

1	1:27.827	+21.739	8:55:28.638
2	1:25.541	+19.453	8:56:54.179
3	1:18.903	+12.815	8:58:13.082
4	1:16.906	+10.818	8:59:29.988
5	1:12.616	+6.528	9:00:42.604
6	1:13.712	+7.624	9:01:56.316
7	1:12.104	+6.016	9:03:08.420
8	1:11.436	+5.348	9:04:19.856
9	1:11.836	+5.748	9:05:31.692
10	1:12.166	+6.078	9:06:43.858
11	1:09.592	+3.504	9:07:53.450
12	1:09.037	+2.949	9:09:02.487
13	1:08.370	+2.282	9:10:10.857
14	1:07.897	+1.809	9:11:18.754
15	1:07.508	+1.420	9:12:26.262
16	1:09.049	+2.961	9:13:35.311
17	1:06.088		9:14:41.399
18	1:06.791	+0.703	9:15:48.190

(39) Justin Dornbusch

1	1:27.137	+18.130	8:55:23.439
2	1:14.511	+5.504	8:56:37.950
3	1:11.785	+2.778	8:57:49.735
4	1:11.142	+2.135	8:59:00.877
5	1:09.007		9:00:09.884
6	2:20.961	+1:11.954	9:02:30.845

(26) Benjamin Rösch

1	1:32.670	+21.491	8:55:36.284
2	1:21.704	+10.525	8:56:57.988
3	1:22.863	+11.684	8:58:20.851
4	1:18.145	+6.966	8:59:38.996
5	1:16.651	+5.472	9:00:55.647
6	1:13.612	+2.433	9:02:09.259
7	1:13.028	+1.849	9:03:22.287
8	1:14.730	+3.551	9:04:37.017
9	1:14.474	+3.295	9:05:51.491
10	1:13.895	+2.716	9:07:05.386
11	1:13.763	+2.584	9:08:19.149
12	1:14.385	+3.206	9:09:33.534
13	1:11.179		9:10:44.713
14	1:12.470	+1.291	9:11:57.183
15	3:50.061	+2:38.882	9:15:47.244

(51*) Selina Liebschner

1	1:35.290	+23.287	8:55:41.475
2	1:28.638	+16.635	8:57:10.113
3	1:26.381	+14.378	8:58:36.494
4	1:24.297	+12.294	9:00:00.791
5	1:22.233	+10.230	9:01:23.024
6	1:18.458	+6.455	9:02:41.482
7	1:15.174	+3.171	9:03:56.656
8	1:18.231	+6.228	9:05:14.887
9	1:13.668	+1.665	9:06:28.555
10	1:15.844	+3.841	9:07:44.399
11	1:12.003		9:08:56.402
12	1:12.989	+0.986	9:10:09.391

ADAC Sachsenring 2010

Nach bester Rundenzeit sortiert

Mini Bike Einsteiger

Sachsenring infield 1,095 Km

1. Zeittraining

18/09/2010 10:45

Qualifikation started at 10:45:03

Pos.	St.Nr.	Name	Nat	Bike	Klasse	Beste Zeit.	Diff.	Abstand	Runde
1	46	Jonas Geitner	GER	Honda	1	50.971			23
2	38	Hannes Soomer	EST	Honda	1	51.105	0.134	0.134	15
3	61	Sebastian Krog	GER	Honda	1	52.578	1.607	1.473	11
4	33	Gabriel Noderer	GER	Honda	1	53.132	2.161	0.554	20
5	28	Toni Thurmayer	GER	Honda	1	53.145	2.174	0.013	15
6	69	Matyas Bilek	CZE	Honda	1	53.146	2.175	0.001	15
7	64	Kevin Rofner	AUT	Honda	1	53.614	2.643	0.468	17
8	40	Christopher Kogelbauer	GER	Honda	1	53.738	2.767	0.124	14
9	37	Arnaud Friedrich	GER	Honda	1	54.015	3.044	0.277	4
10	34	Tom Günther	GER	Honda	1	54.036	3.065	0.021	19
11	72*	Johannes Dertel	GER	Honda	1	54.627	3.656	0.591	21
12	29	Robin Jörger	GER	Honda	1	54.761	3.790	0.134	13
13	47	Robin Stehr	GER	Honda	1	54.854	3.883	0.093	19
14	48	Vivien Lorenz	GER	Honda	1	55.031	4.060	0.177	9
15	63	Maximilian Sohnus	GER	Honda	1	55.359	4.388	0.328	15
16	41	Tim Maximi Georgi	GER	Honda	1	55.518	4.547	0.159	16
17	25	Kevin Sieder	AUT	Honda	1	55.566	4.595	0.048	16

Rennen nicht beendet (110% = 56.068)

27		Joscha Max Blin	GER	Honda	1	56.205	5.234	0.639	15
88		Matthias Meggle	GER	Honda	1	56.228	5.257	0.023	15
68*		Timon Salewski	GER	Honda	1	56.606	5.635	0.378	14
30		Philipp Freitag	GER	Honda	1	56.615	5.644	0.009	17
44*		Kevin Orgis	GER	Honda	1	56.770	5.799	0.155	15
39		Justin Dornbusch	GER	Honda	1	56.933	5.962	0.163	13
32		Lucas Geitner	GER	Honda	1	57.107	6.136	0.174	13
35		Bastian Ullmann	GER	Honda	1	57.230	6.259	0.123	14
71*		Niklas Sperschneider	GER	Honda	1	57.433	6.462	0.203	14
62		Robin Nickel	GER	Honda	1	57.593	6.622	0.160	16
99*		Moritz Jenkner	GER	Honda	1	58.959	7.988	1.366	12
45		Kevin Forster	GER	Honda	1	59.493	8.522	0.534	14
50		Colin Hufnagel	GER	Honda	1	59.760	8.789	0.267	15
49		Leon Czichos	GER	Honda	1	59.948	8.977	0.188	15
31		Philip Jork	GER	Honda	1	1:01.365	10.394	1.417	16
42		Manuel Rösch	GER	Honda	1	1:03.137	12.166	1.772	10
26		Benjamin Rösch	GER	Honda	1	1:04.066	13.095	0.929	12
51*		Selina Liebschner	GER	Honda	1	1:09.980	19.009	5.914	16

ADAC Sachsenring 2010

Mini Bike Einsteiger

Sachsenring infield 1,095 Km

1. Zeittraining

18/09/2010 10:45

Qualifikation started at 10:45:03

Runde	Rundenzeit	Diff.	Tageszeit
(46) Jonas Geitner			
1	1:07.124	+16.153	10:46:19.361
2	57.804	+6.833	10:47:17.165
3	57.385	+6.414	10:48:14.550
4	54.962	+3.991	10:49:09.512
5	53.450	+2.479	10:50:02.962
6	53.362	+2.391	10:50:56.324
7	52.980	+2.009	10:51:49.304
8	52.825	+1.854	10:52:42.129
9	53.311	+2.340	10:53:35.440
10	52.122	+1.151	10:54:27.562
11	54.150	+3.179	10:55:21.712
12	52.208	+1.237	10:56:13.920
13	51.960	+0.989	10:57:05.880
14	51.896	+0.925	10:57:57.776
15	51.829	+0.858	10:58:49.605
16	51.982	+1.011	10:59:41.587
17	52.869	+1.898	11:00:34.456
18	52.912	+1.941	11:01:27.368
19	52.962	+1.991	11:02:20.330
20	51.507	+0.536	11:03:11.837
21	52.768	+1.797	11:04:04.605
22	53.023	+2.052	11:04:57.628
23	50.971		11:05:48.599

Runde	Rundenzeit	Diff.	Tageszeit
(38) Hannes Soomer			
1	1:06.017	+14.912	10:46:15.745
2	56.540	+5.435	10:47:12.285
3	53.719	+2.614	10:48:06.004
4	53.089	+1.984	10:48:59.093
5	52.438	+1.333	10:49:51.531
6	56.854	+5.749	10:50:48.385
7	55.526	+4.421	10:51:43.911
8	54.704	+3.599	10:52:38.615
9	54.451	+3.346	10:53:33.066
10	52.949	+1.844	10:54:26.015
11	51.891	+0.786	10:55:17.906
12	52.379	+1.274	10:56:10.285
13	53.548	+2.443	10:57:03.833
14	52.484	+1.379	10:57:56.317
15	51.105		10:58:47.422
16	55.551	+4.446	10:59:42.973
17	51.916	+0.811	11:00:34.889
18	54.199	+3.094	11:01:29.088
19	55.488	+4.383	11:02:24.576

Runde	Rundenzeit	Diff.	Tageszeit
(61) Sebastian Krog			
1	1:09.254	+16.676	10:46:22.137
2	1:01.440	+8.862	10:47:23.577
3	57.560	+4.982	10:48:21.137
4	55.027	+2.449	10:49:16.164
5	54.585	+2.007	10:50:10.749
6	55.826	+3.248	10:51:06.575
7	53.578	+1.000	10:52:00.153
8	56.158	+3.580	10:52:56.311
9	55.212	+2.634	10:53:51.523
10	55.128	+2.550	10:54:46.651
11	52.578		10:55:39.229
12	1:37.112	+44.534	10:57:16.341
13	55.458	+2.880	10:58:11.799
14	54.733	+2.155	10:59:06.532
15	54.277	+1.699	11:00:00.809
16	56.323	+3.745	11:00:57.132
17	53.677	+1.099	11:01:50.809
18	54.831	+2.253	11:02:45.640

Runde	Rundenzeit	Diff.	Tageszeit
19	55.469	+2.891	11:03:41.109
20	55.040	+2.462	11:04:36.149
21	53.821	+1.243	11:05:29.970
(33) Gabriel Noderer			
1	1:08.782	+15.650	10:46:22.303
2	1:01.298	+8.166	10:47:23.601
3	57.870	+4.738	10:48:21.471
4	55.021	+1.889	10:49:16.492
5	54.752	+1.620	10:50:11.244
6	55.862	+2.730	10:51:07.106
7	1:12.259	+19.127	10:52:19.365
8	55.202	+2.070	10:53:14.567
9	54.711	+1.579	10:54:09.278
10	53.931	+0.799	10:55:03.209
11	53.828	+0.696	10:55:57.037
12	54.126	+0.994	10:56:51.163
13	53.542	+0.410	10:57:44.705
14	53.339	+0.207	10:58:38.044
15	53.174	+0.042	10:59:31.218
16	53.333	+0.201	11:00:24.551
17	54.041	+0.909	11:01:18.592
18	55.025	+1.893	11:02:13.617
19	1:01.319	+8.187	11:03:14.936
20	53.132		11:04:08.068
21	54.668	+1.536	11:05:02.736
22	55.069	+1.937	11:05:57.805

Runde	Rundenzeit	Diff.	Tageszeit
(28) Toni Thurmayer			
1	1:09.226	+16.081	10:46:19.709
2	57.958	+4.813	10:47:17.667
3	56.785	+3.640	10:48:14.452
4	56.692	+3.547	10:49:11.144
5	55.799	+2.654	10:50:06.943
6	55.532	+2.387	10:51:02.475
7	54.166	+1.021	10:51:56.641
8	56.272	+3.127	10:52:52.913
9	55.579	+2.434	10:53:48.492
10	54.222	+1.077	10:54:42.714
11	55.873	+2.728	10:55:38.587
12	55.781	+2.636	10:56:34.368
13	55.428	+2.283	10:57:29.796
14	54.625	+1.480	10:58:24.421
15	53.145		10:59:17.566
16	57.537	+4.392	11:00:15.103
17	54.362	+1.217	11:01:09.465
18	53.305	+0.160	11:02:02.770
19	54.015	+0.870	11:02:56.785
20	55.420	+2.275	11:03:52.205
21	55.601	+2.456	11:04:47.806
22	54.753	+1.608	11:05:42.559

Runde	Rundenzeit	Diff.	Tageszeit
(69) Matyas Bilek			
1	1:06.002	+12.856	10:46:18.243
2	1:00.175	+7.029	10:47:18.418
3	56.724	+3.578	10:48:15.142
4	55.759	+2.613	10:49:10.901
5	55.384	+2.238	10:50:06.285
6	55.284	+2.138	10:51:01.569
7	54.504	+1.358	10:51:56.073
8	54.597	+1.451	10:52:50.670
9	55.788	+2.642	10:53:46.458
10	55.125	+1.979	10:54:41.583
11	56.349	+3.203	10:55:37.932
12	56.035	+2.889	10:56:33.967
13	55.677	+2.531	10:57:29.644

Runde	Rundenzeit	Diff.	Tageszeit
14	53.685	+0.539	10:58:23.329
15	53.146		10:59:16.475
16	58.029	+4.883	11:00:14.504
17	54.453	+1.307	11:01:08.957
18	53.462	+0.316	11:02:02.419
19	53.738	+0.592	11:02:56.157
20	55.820	+2.674	11:03:51.977
21	55.694	+2.548	11:04:47.671
22	54.565	+1.419	11:05:42.236

Runde	Rundenzeit	Diff.	Tageszeit
(64) Kevin Rofner			
1	1:06.834	+13.220	10:46:16.678
2	59.464	+5.850	10:47:16.142
3	55.679	+2.065	10:48:11.821
4	55.360	+1.746	10:49:07.181
5	56.182	+2.568	10:50:03.363
6	55.560	+1.946	10:50:58.923
7	54.625	+1.011	10:51:53.548
8	55.205	+1.591	10:52:48.753
9	54.543	+0.929	10:53:43.296
10	55.335	+1.721	10:54:38.631
11	55.287	+1.673	10:55:33.918
12	54.988	+1.374	10:56:28.906
13	54.096	+0.482	10:57:23.002
14	55.479	+1.865	10:58:18.481
15	54.535	+0.921	10:59:13.016
16	54.572	+0.958	11:00:07.588
17	53.614		11:01:01.202
18	53.788	+0.174	11:01:54.990
19	55.091	+1.477	11:02:50.081
20	55.965	+2.351	11:03:46.046
21	54.993	+1.379	11:04:41.039
22	55.559	+1.945	11:05:36.598

Runde	Rundenzeit	Diff.	Tageszeit
(40) Christopher Kogelbauer			
1	1:07.214	+13.476	10:46:16.166
2	1:00.463	+6.725	10:47:16.629
3	57.188	+3.450	10:48:13.817
4	56.548	+2.810	10:49:10.365
5	55.042	+1.304	10:50:05.407
6	54.785	+1.047	10:51:00.192
7	54.593	+0.855	10:51:54.785
8	57.416	+3.678	10:52:52.201
9	54.967	+1.229	10:53:47.168
10	54.352	+0.614	10:54:41.520
11	53.830	+0.092	10:55:35.350
12	56.758	+3.020	10:56:32.108
13	54.978	+1.240	10:57:27.086
14	53.738		10:58:20.824
15	54.895	+1.157	10:59:15.719
16	55.130	+1.392	11:00:10.849
17	53.759	+0.021	11:01:04.608
18	54.670	+0.932	11:01:59.278
19	54.302	+0.564	11:02:53.580
20	57.709	+3.971	11:03:51.289
21	56.028	+2.290	11:04:47.317
22	55.448	+1.710	11:05:42.765

Runde	Rundenzeit	Diff.	Tageszeit
(37) Arnaud Friedrich			
1	1:05.628	+11.613	10:46:17.477
2	59.596	+5.581	10:47:17.073
3	55.484	+1.469	10:48:12.557
4	54.015		10:49:06.572

Runde	Rundenzeit	Diff.	Tageszeit
(34) Tom Günther			
1	1:06.992	+12.956	10:46:20.466

ADAC Sachsenring 2010

Mini Bike Einsteiger

Sachsenring infield 1,095 Km

1. Zeittraining

18/09/2010 10:45

Qualifikation started at 10:45:03

Runde	Rundenzeit	Diff.	Tageszeit
2	58.949	+4.913	10:47:19.415
3	57.033	+2.997	10:48:16.448
4	56.103	+2.067	10:49:12.551
5	57.363	+3.327	10:50:09.914
6	56.616	+2.580	10:51:06.530
7	54.643	+0.607	10:52:01.173
8	55.393	+1.357	10:52:56.566
9	55.338	+1.302	10:53:51.904
10	57.071	+3.035	10:54:48.975
11	54.904	+0.868	10:55:43.879
12	55.846	+1.810	10:56:39.725
13	56.393	+2.357	10:57:36.118
14	56.388	+2.352	10:58:32.506
15	55.007	+0.971	10:59:27.513
16	56.629	+2.593	11:00:24.142
17	55.088	+1.052	11:01:19.230
18	55.020	+0.984	11:02:14.250
19	54.036		11:03:08.286
20	57.081	+3.045	11:04:05.367
21	55.856	+1.820	11:05:01.223
22	55.251	+1.215	11:05:56.474

(72*) Johannes Dertel

Runde	Rundenzeit	Diff.	Tageszeit
1	1:12.375	+17.748	10:46:25.592
2	1:02.443	+7.816	10:47:28.035
3	59.700	+5.073	10:48:27.735
4	58.534	+3.907	10:49:26.269
5	57.065	+2.438	10:50:23.334
6	56.547	+1.920	10:51:19.881
7	57.336	+2.709	10:52:17.217
8	56.712	+2.085	10:53:13.929
9	59.517	+4.890	10:54:13.446
10	55.617	+0.990	10:55:09.063
11	55.745	+1.118	10:56:04.808
12	55.344	+0.717	10:57:00.152
13	57.416	+2.789	10:57:57.568
14	54.822	+0.195	10:58:52.390
15	54.793	+0.166	10:59:47.183
16	55.259	+0.632	11:00:42.442
17	56.171	+1.544	11:01:38.613
18	55.905	+1.278	11:02:34.518
19	57.744	+3.117	11:03:32.262
20	55.808	+1.181	11:04:28.070
21	54.627		11:05:22.697

(29) Robin Jörger

Runde	Rundenzeit	Diff.	Tageszeit
1	1:05.605	+10.844	10:46:13.554
2	58.708	+3.947	10:47:12.262
3	56.906	+2.145	10:48:09.168
4	56.691	+1.930	10:49:05.859
5	57.003	+2.242	10:50:02.862
6	56.574	+1.813	10:50:59.436
7	57.208	+2.447	10:51:56.644
8	57.222	+2.461	10:52:53.866
9	57.197	+2.436	10:53:51.063
10	56.874	+2.113	10:54:47.937
11	55.190	+0.429	10:55:43.127
12	55.904	+1.143	10:56:39.031
13	54.761		10:57:33.792
14	57.138	+2.377	10:58:30.930
15	56.033	+1.272	10:59:26.963
16	56.807	+2.046	11:00:23.770
17	57.581	+2.820	11:01:21.351
18	55.512	+0.751	11:02:16.863
19	55.307	+0.546	11:03:12.170
20	55.943	+1.182	11:04:08.113

Runde	Rundenzeit	Diff.	Tageszeit
21	57.156	+2.395	11:05:05.269

(47) Robin Stehr

Runde	Rundenzeit	Diff.	Tageszeit
1	1:07.209	+12.355	10:46:16.379
2	58.401	+3.547	10:47:14.780
3	57.468	+2.614	10:48:12.248
4	57.256	+2.402	10:49:09.504
5	56.648	+1.794	10:50:06.152
6	56.465	+1.611	10:51:02.617
7	55.297	+0.443	10:51:57.914
8	57.574	+2.720	10:52:55.488
9	56.870	+2.016	10:53:52.358
10	56.609	+1.755	10:54:48.967
11	54.963	+0.109	10:55:43.930
12	56.204	+1.350	10:56:40.134
13	55.470	+0.616	10:57:35.604
14	55.286	+0.432	10:58:30.890
15	55.772	+0.918	10:59:26.662
16	56.573	+1.719	11:00:23.235
17	55.186	+0.332	11:01:18.421
18	55.034	+0.180	11:02:13.455
19	54.854		11:03:08.309
20	55.846	+0.992	11:04:04.155
21	55.135	+0.281	11:04:59.290
22	54.872	+0.018	11:05:54.162

(48) Vivien Lorenz

Runde	Rundenzeit	Diff.	Tageszeit
1	1:10.335	+15.304	10:46:25.892
2	1:02.453	+7.422	10:47:28.345
3	59.892	+4.861	10:48:28.237
4	58.493	+3.462	10:49:26.730
5	58.056	+3.025	10:50:24.786
6	57.707	+2.676	10:51:22.493
7	1:03.647	+8.616	10:52:26.140
8	57.093	+2.062	10:53:23.233
9	55.031		10:54:18.264
10	55.548	+0.517	10:55:13.812
11	55.433	+0.402	10:56:09.245
12	56.488	+1.457	10:57:05.733
13	56.630	+3.599	10:58:04.363
14	56.796	+1.765	10:59:01.159
15	55.152	+0.121	10:59:56.311
16	55.246	+0.215	11:00:51.557

(63) Maximilian Sohnius

Runde	Rundenzeit	Diff.	Tageszeit
1	1:10.150	+14.791	10:46:20.654
2	1:02.139	+6.780	10:47:22.793
3	59.193	+3.834	10:48:21.986
4	57.255	+1.896	10:49:19.241
5	57.891	+2.532	10:50:17.132
6	57.202	+1.843	10:51:14.334
7	57.212	+1.853	10:52:11.546
8	57.633	+2.274	10:53:09.179
9	56.350	+0.991	10:54:05.529
10	1:49.478	+54.119	10:55:55.007
11	58.606	+3.247	10:56:53.613
12	56.639	+1.280	10:57:50.252
13	56.780	+1.421	10:58:47.032
14	57.687	+2.328	10:59:44.719
15	55.359		11:00:40.078
16	56.667	+1.308	11:01:36.745
17	56.733	+1.374	11:02:33.478
18	1:37.340	+41.981	11:04:10.818
19	59.522	+4.163	11:05:10.340

(41) Tim Maximi Georgi

Runde	Rundenzeit	Diff.	Tageszeit
1	1:06.973	+11.455	10:46:14.068
2	1:01.795	+6.277	10:47:15.863
3	58.002	+2.484	10:48:13.865
4	58.172	+2.654	10:49:12.037
5	58.146	+2.628	10:50:10.183
6	56.851	+1.333	10:51:07.034
7	56.245	+0.727	10:52:03.279
8	56.364	+0.846	10:52:59.643
9	57.612	+2.094	10:53:57.255
10	56.830	+1.312	10:54:54.085
11	55.553	+0.035	10:55:49.638
12	55.906	+0.388	10:56:45.544
13	58.227	+2.709	10:57:43.771
14	56.037	+0.519	10:58:39.808
15	57.886	+2.368	10:59:37.694
16	55.518		11:00:33.212
17	56.268	+0.750	11:01:29.480
18	56.292	+0.774	11:02:25.772
19	58.942	+3.424	11:03:24.714
20	59.204	+3.686	11:04:23.918
21	57.532	+2.014	11:05:21.450

(25) Kevin Sieder

Runde	Rundenzeit	Diff.	Tageszeit
1	1:11.806	+16.240	10:46:21.164
2	1:01.848	+6.282	10:47:23.012
3	1:00.383	+4.817	10:48:23.395
4	59.626	+4.060	10:49:23.021
5	58.082	+2.516	10:50:21.103
6	57.782	+2.216	10:51:18.885
7	56.247	+0.681	10:52:15.132
8	57.100	+1.534	10:53:12.232
9	1:01.687	+6.121	10:54:13.919
10	56.540	+0.974	10:55:10.459
11	57.113	+1.547	10:56:07.572
12	58.851	+3.285	10:57:06.423
13	57.776	+2.210	10:58:04.199
14	1:00.026	+4.460	10:59:04.225
15	57.608	+2.042	11:00:01.833
16	55.566		11:00:57.399
17	56.766	+1.200	11:01:54.165
18	58.001	+2.435	11:02:52.166
19	1:10.813	+15.247	11:04:02.979
20	57.333	+1.767	11:05:00.312
21	58.068	+2.502	11:05:58.380

(27) Joscha Max Blin

Runde	Rundenzeit	Diff.	Tageszeit
1	1:15.083	+18.878	10:46:24.693
2	1:01.192	+4.987	10:47:25.885
3	58.562	+2.357	10:48:24.447
4	58.775	+2.570	10:49:23.222
5	1:29.336	+33.131	10:50:52.558
6	1:01.269	+5.064	10:51:53.827
7	58.919	+2.714	10:52:52.746
8	1:00.020	+3.815	10:53:52.766
9	57.859	+1.654	10:54:50.625
10	56.690	+0.485	10:55:47.315
11	56.975	+0.770	10:56:44.290
12	56.755	+0.550	10:57:41.045
13	56.207	+0.002	10:58:37.252
14	56.282	+0.077	10:59:33.534
15	56.205		11:00:29.739
16	56.445	+0.240	11:01:26.184
17	57.016	+0.811	11:02:23.200
18	58.217	+2.012	11:03:21.417
19	1:00.092	+3.887	11:04:21.509
20	58.925	+2.720	11:05:20.434

ADAC Sachsenring 2010

Mini Bike Einsteiger

Sachsenring infield 1,095 Km

1. Zeittraining

18/09/2010 10:45

Qualifikation started at 10:45:03

Runde	Rundenzeit	Diff.	Tageszeit
(88) Matthias Meggle			
1	1:12.121	+15.893	10:46:28.655
2	1:04.427	+8.199	10:47:33.082
3	1:02.821	+6.593	10:48:35.903
4	1:00.201	+3.973	10:49:36.104
5	1:00.214	+3.986	10:50:36.318
6	1:02.192	+5.964	10:51:38.510
7	1:01.077	+4.849	10:52:39.587
8	59.760	+3.532	10:53:39.347
9	59.854	+3.626	10:54:39.201
10	59.342	+3.114	10:55:38.543
11	59.240	+3.012	10:56:37.783
12	57.735	+1.507	10:57:35.518
13	57.159	+0.931	10:58:32.677
14	57.276	+1.048	10:59:29.953
15	56.228		11:00:26.181
16	58.871	+2.643	11:01:25.052
17	59.739	+3.511	11:02:24.791
18	59.145	+2.917	11:03:23.936
19	59.140	+2.912	11:04:23.076
20	58.951	+2.723	11:05:22.027

Runde	Rundenzeit	Diff.	Tageszeit
(68*) Timon Salewski			
1	1:17.364	+20.758	10:46:34.345
2	1:04.431	+7.825	10:47:38.776
3	1:02.733	+6.127	10:48:41.509
4	1:01.198	+4.592	10:49:42.707
5	58.551	+1.945	10:50:41.258
6	1:01.357	+4.751	10:51:42.615
7	57.850	+1.244	10:52:40.465
8	59.736	+3.130	10:53:40.201
9	57.797	+1.191	10:54:37.998
10	56.812	+0.206	10:55:34.810
11	58.690	+2.084	10:56:33.500
12	58.810	+2.204	10:57:32.310
13	57.117	+0.511	10:58:29.427
14	56.606		10:59:26.033
15	59.027	+2.421	11:00:25.060
16	58.727	+2.121	11:01:23.787
17	58.669	+2.063	11:02:22.456

Runde	Rundenzeit	Diff.	Tageszeit
(30) Philipp Freitag			
1	1:10.861	+14.246	10:46:19.279
2	1:03.155	+6.540	10:47:22.434
3	1:00.483	+3.868	10:48:22.917
4	59.273	+2.658	10:49:22.190
5	57.887	+1.272	10:50:20.077
6	59.357	+2.742	10:51:19.434
7	57.409	+0.794	10:52:16.843
8	56.761	+0.146	10:53:13.604
9	57.932	+1.317	10:54:11.536
10	58.351	+1.736	10:55:09.887
11	57.472	+0.857	10:56:07.359
12	57.781	+1.166	10:57:05.140
13	58.726	+2.111	10:58:03.866
14	59.264	+2.649	10:59:03.130
15	56.835	+0.220	10:59:59.965
16	57.323	+0.708	11:00:57.288
17	56.615		11:01:53.903
18	59.023	+2.408	11:02:52.926
19	57.203	+0.588	11:03:50.129
20	57.158	+0.543	11:04:47.287
21	57.412	+0.797	11:05:44.699

Runde	Rundenzeit	Diff.	Tageszeit
(44*) Kevin Orgis			

Runde	Rundenzeit	Diff.	Tageszeit
1	1:09.525	+12.755	10:46:43.608
2	1:04.007	+7.237	10:47:47.615
3	1:01.102	+4.332	10:48:48.717
4	59.577	+2.807	10:49:48.294
5	1:02.277	+5.507	10:50:50.571
6	1:02.412	+5.642	10:51:52.983
7	1:03.647	+6.877	10:52:56.630
8	58.587	+1.817	10:53:55.217
9	58.800	+2.030	10:54:54.017
10	58.695	+1.925	10:55:52.712
11	57.513	+0.743	10:56:50.225
12	58.355	+1.585	10:57:48.580
13	58.262	+1.492	10:58:46.842
14	58.607	+1.837	10:59:45.449
15	56.770		11:00:42.219
16	57.472	+0.702	11:01:39.691
17	1:00.169	+3.399	11:02:39.860
18	59.224	+2.454	11:03:39.084
19	1:01.673	+4.903	11:04:40.757
20	59.298	+2.528	11:05:40.055

Runde	Rundenzeit	Diff.	Tageszeit
(39) Justin Dornbusch			
1	1:11.823	+14.890	10:46:22.826
2	1:04.094	+7.161	10:47:26.920
3	1:02.099	+5.166	10:48:29.019
4	1:02.549	+5.616	10:49:31.568
5	1:01.736	+4.803	10:50:33.304
6	1:03.042	+6.109	10:51:36.346
7	59.860	+2.927	10:52:36.206
8	59.010	+2.077	10:53:35.216
9	59.229	+2.296	10:54:34.445
10	58.192	+1.259	10:55:32.637
11	57.884	+0.951	10:56:30.521
12	58.817	+1.884	10:57:29.338
13	56.933		10:58:26.271
14	58.097	+1.164	10:59:24.368
15	57.529	+0.596	11:00:21.897
16	1:00.548	+3.615	11:01:22.445
17	57.921	+0.988	11:02:20.366
18	58.083	+1.150	11:03:18.449
19	1:00.533	+3.600	11:04:18.982
20	1:00.051	+3.118	11:05:19.033

Runde	Rundenzeit	Diff.	Tageszeit
(32) Lucas Geitner			
1	1:11.539	+14.432	10:46:29.484
2	1:02.998	+5.891	10:47:32.482
3	59.259	+2.152	10:48:31.741
4	1:00.265	+3.158	10:49:32.006
5	1:03.328	+6.221	10:50:35.334
6	1:02.306	+5.199	10:51:37.640
7	1:00.178	+3.071	10:52:37.818
8	58.543	+1.436	10:53:36.361
9	58.551	+1.444	10:54:34.912
10	58.176	+1.069	10:55:33.088
11	58.964	+1.857	10:56:32.052
12	58.455	+1.348	10:57:30.507
13	57.107		10:58:27.614
14	57.314	+0.207	10:59:24.928
15	57.645	+0.538	11:00:22.573
16	1:00.506	+3.399	11:01:23.079
17	58.117	+1.010	11:02:21.196
18	57.609	+0.502	11:03:18.805
19	1:00.993	+3.886	11:04:19.798
20	58.393	+1.286	11:05:18.191

Runde	Rundenzeit	Diff.	Tageszeit
(35) Bastian Ullmann			

Runde	Rundenzeit	Diff.	Tageszeit
1	1:12.882	+15.652	10:46:25.252
2	1:17.110	+19.880	10:47:42.362
3	1:01.592	+4.362	10:48:43.954
4	1:00.479	+3.249	10:49:44.433
5	1:49.554	+52.324	10:51:33.987
6	1:03.090	+5.860	10:52:37.077
7	1:00.080	+2.850	10:53:37.157
8	58.667	+1.437	10:54:35.824
9	58.388	+1.158	10:55:34.212
10	1:01.318	+4.088	10:56:35.530
11	57.699	+0.469	10:57:33.229
12	59.676	+2.446	10:58:32.905
13	58.389	+1.159	10:59:31.294
14	57.230		11:00:28.524
15	1:01.126	+3.896	11:01:29.650
16	58.507	+1.277	11:02:28.157
17	2:01.954	+1:04.724	11:04:30.111
18	1:02.443	+5.213	11:05:32.554

Runde	Rundenzeit	Diff.	Tageszeit
(71*) Niklas Sperschneider			
1	1:11.999	+14.566	10:46:25.963
2	1:02.667	+5.234	10:47:28.630
3	1:00.576	+3.143	10:48:29.206
4	1:01.261	+3.828	10:49:30.467
5	1:00.958	+3.525	10:50:31.425
6	58.507	+1.074	10:51:29.932
7	59.654	+2.221	10:52:29.586
8	58.665	+1.232	10:53:28.251
9	58.510	+1.077	10:54:26.761
10	57.935	+0.502	10:55:24.696
11	58.183	+0.750	10:56:22.879
12	57.630	+0.197	10:57:20.509
13	57.705	+0.272	10:58:18.214
14	57.433		10:59:15.647
15	1:00.450	+3.017	11:00:16.097
16	57.458	+0.025	11:01:13.555
17	1:06.447	+9.014	11:02:20.002
18	57.618	+0.185	11:03:17.620
19	1:02.722	+5.289	11:04:20.342

Runde	Rundenzeit	Diff.	Tageszeit
(62) Robin Nickel			
1	1:13.227	+15.634	10:46:30.084
2	1:06.480	+8.887	10:47:36.564
3	1:02.982	+5.389	10:48:39.546
4	1:02.932	+5.339	10:49:42.478
5	1:02.465	+4.872	10:50:44.943
6	1:02.728	+5.135	10:51:47.671
7	1:01.099	+3.506	10:52:48.770
8	58.828	+1.235	10:53:47.598
9	1:01.100	+3.507	10:54:48.698
10	59.063	+1.470	10:55:47.761
11	58.502	+0.909	10:56:46.263
12	58.509	+0.916	10:57:44.772
13	59.354	+1.761	10:58:44.126
14	58.734	+1.141	10:59:42.860
15	57.758	+0.165	11:00:40.618
16	57.593		11:01:38.211
17	1:20.872	+23.279	11:02:59.083

Runde	Rundenzeit	Diff.	Tageszeit
(99*) Moritz Jenkner			
1	1:10.748	+11.789	10:46:28.144
2	1:01.285	+2.326	10:47:29.429
3	1:00.491	+1.532	10:48:29.920
4	1:01.498	+2.539	10:49:31.418
5	1:03.752	+4.793	10:50:35.170
6	1:34.599	+35.640	10:52:09.769

ADAC Sachsenring 2010

Mini Bike Einsteiger

Sachsenring infield 1,095 Km

1. Zeittraining

18/09/2010 10:45

Qualifikation started at 10:45:03

Runde	Rundenzeit	Diff.	Tageszeit
7	1:02.260	+3.301	10:53:12.029
8	1:00.985	+2.026	10:54:13.014
9	1:00.615	+1.656	10:55:13.629
10	1:00.639	+1.680	10:56:14.268
11	1:00.101	+1.142	10:57:14.369
12	58.959		10:58:13.328
13	59.419	+0.460	10:59:12.747
14	59.779	+0.820	11:00:12.526
15	1:00.769	+1.810	11:01:13.295
16	2:54.551	+1:55.592	11:04:07.846
17	1:01.058	+2.099	11:05:08.904

(45) Kevin Forster

Runde	Rundenzeit	Diff.	Tageszeit
1	1:10.025	+10.532	10:46:24.381
2	1:03.031	+3.538	10:47:27.412
3	1:00.980	+1.487	10:48:28.392
4	1:02.065	+2.572	10:49:30.457
5	1:03.910	+4.417	10:50:34.367
6	1:01.901	+2.408	10:51:36.268
7	1:01.973	+2.480	10:52:38.241
8	59.643	+0.150	10:53:37.884
9	1:00.037	+0.544	10:54:37.921
10	59.835	+0.342	10:55:37.756
11	1:00.321	+0.828	10:56:38.077
12	1:00.113	+0.620	10:57:38.190
13	1:00.007	+0.514	10:58:38.197
14	59.493		10:59:37.690
15	59.783	+0.290	11:00:37.473
16	1:00.260	+0.767	11:01:37.733
17	59.607	+0.114	11:02:37.340
18	1:01.381	+1.888	11:03:38.721
19	1:00.031	+0.538	11:04:38.752
20	1:01.738	+2.245	11:05:40.490

(50) Colin Hufnagel

Runde	Rundenzeit	Diff.	Tageszeit
1	1:10.758	+10.998	10:46:22.339
2	1:02.694	+2.934	10:47:25.033
3	1:02.462	+2.702	10:48:27.495
4	1:02.706	+2.946	10:49:30.201
5	1:03.892	+4.132	10:50:34.093
6	1:03.533	+3.773	10:51:37.626
7	1:01.758	+1.998	10:52:39.384
8	1:01.814	+2.054	10:53:41.198
9	1:00.270	+0.510	10:54:41.468
10	1:00.605	+0.845	10:55:42.073
11	1:01.084	+1.324	10:56:43.157
12	1:00.303	+0.543	10:57:43.460
13	1:00.398	+0.638	10:58:43.858
14	1:02.539	+2.779	10:59:46.397
15	59.760		11:00:46.157
16	1:01.752	+1.992	11:01:47.909
17	1:00.610	+0.850	11:02:48.519
18	1:03.176	+3.416	11:03:51.695
19	1:00.583	+0.823	11:04:52.278
20	1:00.037	+0.277	11:05:52.315

(49) Leon Czichos

Runde	Rundenzeit	Diff.	Tageszeit
1	1:17.988	+18.040	10:46:28.112
2	1:07.239	+7.291	10:47:35.351
3	1:03.460	+3.512	10:48:38.811
4	1:03.216	+3.268	10:49:42.027
5	1:02.911	+2.963	10:50:44.938
6	1:03.863	+3.915	10:51:48.801
7	1:03.277	+3.329	10:52:52.078
8	1:02.399	+2.451	10:53:54.477
9	1:01.781	+1.833	10:54:56.258

Runde	Rundenzeit	Diff.	Tageszeit
10	1:02.592	+2.644	10:55:58.850
11	1:00.509	+0.561	10:56:59.359
12	1:02.653	+2.705	10:58:02.012
13	1:01.840	+1.892	10:59:03.852
14	1:00.456	+0.508	11:00:04.308
15	59.948		11:01:04.256
16	1:00.643	+0.695	11:02:04.899
17	1:00.304	+0.356	11:03:05.203
18	1:01.659	+1.711	11:04:06.862
19	1:00.131	+0.183	11:05:06.993

(31) Philip Jork

Runde	Rundenzeit	Diff.	Tageszeit
1	1:14.267	+12.902	10:46:29.742
2	1:06.203	+4.838	10:47:35.945
3	1:05.011	+3.646	10:48:40.956
4	1:02.623	+1.258	10:49:43.579
5	1:05.999	+4.634	10:50:49.578
6	1:02.890	+1.525	10:51:52.468
7	1:05.471	+4.106	10:52:57.939
8	1:03.013	+1.648	10:54:00.952
9	1:03.974	+2.609	10:55:04.926
10	1:01.628	+0.263	10:56:06.554
11	1:03.178	+1.813	10:57:09.732
12	1:01.481	+0.116	10:58:11.213
13	1:04.266	+2.901	10:59:15.479
14	1:32.898	+31.533	11:00:48.377
15	1:02.071	+0.706	11:01:50.448
16	1:01.365		11:02:51.813
17	1:04.488	+3.123	11:03:56.301
18	1:01.515	+0.150	11:04:57.816
19	1:02.386	+1.021	11:06:00.202

(42) Manuel Rösch

Runde	Rundenzeit	Diff.	Tageszeit
1	1:12.922	+9.785	10:46:27.610
2	1:04.798	+1.661	10:47:32.408
3	1:03.259	+0.122	10:48:35.667
4	1:03.372	+0.235	10:49:39.039
5	1:05.044	+1.907	10:50:44.083
6	6:12.124	+5:08.987	10:56:56.207
7	1:07.338	+4.201	10:58:03.545
8	1:03.303	+0.166	10:59:06.848
9	1:03.666	+0.529	11:00:10.514
10	1:03.137		11:01:13.651
11	1:12.163	+9.026	11:02:25.814
12	1:05.952	+2.815	11:03:31.766
13	1:04.716	+1.579	11:04:36.482
14	1:03.501	+0.364	11:05:39.983

(26) Benjamin Rösch

Runde	Rundenzeit	Diff.	Tageszeit
1	1:22.190	+18.124	10:46:34.082
2	1:15.581	+11.515	10:47:49.663
3	1:15.420	+11.354	10:49:05.083
4	1:12.429	+8.363	10:50:17.512
5	1:10.425	+6.359	10:51:27.937
6	1:10.083	+6.017	10:52:38.020
7	1:08.891	+4.825	10:53:46.911
8	1:05.750	+1.684	10:54:52.661
9	1:06.777	+2.711	10:55:59.438
10	1:05.567	+1.501	10:57:05.005
11	1:05.978	+1.912	10:58:10.983
12	1:04.066		10:59:15.049
13	1:05.138	+1.072	11:00:20.187
14	1:06.215	+2.149	11:01:26.402
15	1:05.276	+1.210	11:02:31.678
16	1:07.063	+2.997	11:03:38.741
17	1:05.304	+1.238	11:04:44.045

Runde	Rundenzeit	Diff.	Tageszeit
18	1:04.619	+0.553	11:05:48.664

(51*) Selina Liebschner

Runde	Rundenzeit	Diff.	Tageszeit
1	1:18.950	+8.970	10:46:38.057
2	1:17.552	+7.572	10:47:55.609
3	1:17.033	+7.053	10:49:12.642
4	1:14.407	+4.427	10:50:27.049
5	1:16.383	+6.403	10:51:43.432
6	1:13.268	+3.288	10:52:56.700
7	1:12.834	+2.854	10:54:09.534
8	1:13.564	+3.584	10:55:23.098
9	1:15.210	+5.230	10:56:38.308
10	1:12.600	+2.620	10:57:50.908
11	1:13.051	+3.071	10:59:03.959
12	1:14.216	+4.236	11:00:18.175
13	1:12.297	+2.317	11:01:30.472
14	1:12.282	+2.302	11:02:42.754
15	1:13.273	+3.293	11:03:56.027
16	1:09.980		11:05:06.007

ADAC Sachsenring 2010

Nach bester Rundenzeit sortiert

Mini Bike Einsteiger

Sachsenring infield 1,095 Km

2. Zeittraining

18/09/2010 12:35

Qualifikation started at 12:35:02

Pos.	St.Nr.	Name	Nat	Bike	Klasse	Beste Zeit.	Diff.	Abstand	Runde
1	46	Jonas Geitner	GER	Honda	1	51.790			5
2	38	Hannes Soomer	EST	Honda	1	52.612	0.822	0.822	20
3	37	Arnaud Friedrich	GER	Honda	1	53.132	1.342	0.520	22
4	61	Sebastian Krog	GER	Honda	1	53.558	1.768	0.426	18
5	64	Kevin Rofner	AUT	Honda	1	53.614	1.824	0.056	22
6	28	Toni Thurmayer	GER	Honda	1	53.645	1.855	0.031	13
7	69	Matyas Bilek	CZE	Honda	1	54.093	2.303	0.448	7
8	33	Gabriel Noderer	GER	Honda	1	54.448	2.658	0.355	6
9	25	Kevin Sieder	AUT	Honda	1	54.524	2.734	0.076	7
10	40	Christopher Kogelbauer	GER	Honda	1	54.633	2.843	0.109	20
11	47	Robin Stehr	GER	Honda	1	54.860	3.070	0.227	21
12	72*	Johannes Dertel	GER	Honda	1	54.884	3.094	0.024	7
13	34	Tom Günther	GER	Honda	1	55.174	3.384	0.290	4
14	29	Robin Jörger	GER	Honda	1	55.379	3.589	0.205	4
15	27	Joscha Max Blin	GER	Honda	1	55.469	3.679	0.090	7
16	48	Vivien Lorenz	GER	Honda	1	55.525	3.735	0.056	5
17	63	Maximilian Sohnus	GER	Honda	1	55.804	4.014	0.279	19
18	88	Matthias Meggle	GER	Honda	1	56.569	4.779	0.765	20
19	39	Justin Dornbusch	GER	Honda	1	56.765	4.975	0.196	19

Rennen nicht beendet (110% = 56.969)

30	Philipp Freitag	GER	Honda	1	57.245	5.455	0.480	19
41	Tim Maximi Georgi	GER	Honda	1	57.361	5.571	0.116	6
71*	Niklas Sperschneider	GER	Honda	1	57.373	5.583	0.012	20
68*	Timon Salewski	GER	Honda	1	58.114	6.324	0.741	20
35	Bastian Ullmann	GER	Honda	1	58.411	6.621	0.297	5
62	Robin Nickel	GER	Honda	1	58.423	6.633	0.012	6
50	Colin Hufnagel	GER	Honda	1	58.692	6.902	0.269	6
32	Lucas Geitner	GER	Honda	1	58.955	7.165	0.263	19
44*	Kevin Orgis	GER	Honda	1	59.048	7.258	0.093	4
99*	Moritz Jenkner	GER	Honda	1	59.065	7.275	0.017	19
45	Kevin Forster	GER	Honda	1	59.078	7.288	0.013	20
49	Leon Czichos	GER	Honda	1	1:00.249	8.459	1.171	7
26	Benjamin Rösch	GER	Honda	1	1:00.890	9.100	0.641	17
42	Manuel Rösch	GER	Honda	1	1:01.864	10.074	0.974	18
31	Philip Jork	GER	Honda	1	1:02.414	10.624	0.550	3
51*	Selina Liebschner	GER	Honda	1	1:09.492	17.702	7.078	16

ADAC Sachsenring 2010

Mini Bike Einsteiger

Sachsenring infield 1,095 Km

2. Zeittraining

18/09/2010 12:35

Qualifikation started at 12:35:02

Runde	Rundenzeit	Diff.	Tageszeit
(46) Jonas Geitner			
1	1:02.097	+10.307	12:36:09.903
2	56.297	+4.507	12:37:06.200
3	54.420	+2.630	12:38:00.620
4	52.314	+0.524	12:38:52.934
5	51.790		12:39:44.724
6	52.205	+0.415	12:40:36.929
7	53.163	+1.373	12:41:30.092
8	53.069	+1.279	12:42:23.161
9	52.806	+1.016	12:43:15.967
10	52.115	+0.325	12:44:08.082
11	1:05.057	+13.267	12:45:13.139
12	1:11.489	+19.699	12:46:24.628
13	54.006	+2.216	12:47:18.634
14	56.173	+4.383	12:48:14.807
15	54.570	+2.780	12:49:09.377
16	54.879	+3.089	12:50:04.256
17	55.657	+3.867	12:50:59.913
18	53.115	+1.325	12:51:53.028
19	53.467	+1.677	12:52:46.495
20	54.760	+2.970	12:53:41.255
21	53.267	+1.477	12:54:34.522
22	52.627	+0.837	12:55:27.149

Runde	Rundenzeit	Diff.	Tageszeit
(38) Hannes Soomer			
1	1:05.921	+13.309	12:36:18.218
2	58.138	+5.526	12:37:16.356
3	55.535	+2.923	12:38:11.891
4	54.255	+1.643	12:39:06.146
5	53.339	+0.727	12:39:59.485
6	53.983	+1.371	12:40:53.468
7	53.832	+1.220	12:41:47.300
8	56.386	+3.774	12:42:43.686
9	53.154	+0.542	12:43:36.840
10	55.369	+2.757	12:44:32.209
11	54.512	+1.900	12:45:26.721
12	58.289	+5.677	12:46:25.010
13	53.831	+1.219	12:47:18.841
14	58.705	+6.093	12:48:17.546
15	57.044	+4.432	12:49:14.590
16	54.184	+1.572	12:50:08.774
17	57.614	+5.002	12:51:06.388
18	57.483	+4.871	12:52:03.871
19	56.239	+3.627	12:53:00.110
20	52.612		12:53:52.722
21	54.142	+1.530	12:54:46.864
22	53.403	+0.791	12:55:40.267

Runde	Rundenzeit	Diff.	Tageszeit
(37) Arnaud Friedrich			
1	1:04.342	+11.210	12:36:13.387
2	56.316	+3.184	12:37:09.703
3	54.668	+1.536	12:38:04.371
4	54.422	+1.290	12:38:58.793
5	54.069	+0.937	12:39:52.862
6	53.220	+0.088	12:40:46.082
7	55.795	+2.663	12:41:41.877
8	53.409	+0.277	12:42:35.286
9	55.856	+2.724	12:43:31.142
10	56.806	+3.674	12:44:27.948
11	58.217	+5.085	12:45:26.165
12	58.121	+4.989	12:46:24.286
13	54.072	+0.940	12:47:18.358
14	59.157	+6.025	12:48:17.515
15	58.339	+5.207	12:49:15.854
16	57.565	+4.433	12:50:13.419

Runde	Rundenzeit	Diff.	Tageszeit
17	56.097	+2.965	12:51:09.516
18	1:01.277	+8.145	12:52:10.793
19	54.228	+1.096	12:53:05.021
20	54.748	+1.616	12:53:59.769
21	54.934	+1.802	12:54:54.703
22	53.132		12:55:47.835

Runde	Rundenzeit	Diff.	Tageszeit
(61) Sebastian Krog			
1	1:07.696	+14.138	12:36:19.481
2	1:00.289	+6.731	12:37:19.770
3	56.237	+2.679	12:38:16.007
4	55.244	+1.686	12:39:11.251
5	54.689	+1.131	12:40:05.940
6	54.140	+0.582	12:41:00.080
7	1:47.070	+53.512	12:42:47.150
8	1:01.614	+8.056	12:43:48.764
9	55.631	+2.073	12:44:44.395
10	57.797	+4.239	12:45:42.192
11	55.866	+2.308	12:46:38.058
12	54.738	+1.180	12:47:32.796
13	3:08.782	+2:15.224	12:50:41.578
14	1:02.554	+8.996	12:51:44.132
15	1:01.489	+7.931	12:52:45.621
16	57.329	+3.771	12:53:42.950
17	54.959	+1.401	12:54:37.909
18	53.558		12:55:31.467

Runde	Rundenzeit	Diff.	Tageszeit
(64) Kevin Rofner			
1	1:03.885	+10.271	12:36:11.135
2	57.349	+3.735	12:37:08.484
3	55.380	+1.766	12:38:03.864
4	54.730	+1.116	12:38:58.594
5	54.735	+1.121	12:39:53.329
6	54.507	+0.893	12:40:47.836
7	55.178	+1.564	12:41:43.014
8	55.563	+1.949	12:42:38.577
9	57.656	+4.042	12:43:36.233
10	55.371	+1.757	12:44:31.604
11	56.286	+2.672	12:45:27.890
12	58.304	+4.690	12:46:26.194
13	55.547	+1.933	12:47:21.741
14	56.901	+3.287	12:48:18.642
15	57.007	+3.393	12:49:15.649
16	54.692	+1.078	12:50:10.341
17	56.720	+3.106	12:51:07.061
18	56.710	+3.096	12:52:03.771
19	54.695	+1.081	12:52:58.466
20	53.987	+0.373	12:53:52.453
21	53.975	+0.361	12:54:46.428
22	53.614		12:55:40.042

Runde	Rundenzeit	Diff.	Tageszeit
(28) Toni Thurmayer			
1	1:04.073	+10.428	12:36:14.691
2	57.709	+4.064	12:37:12.400
3	55.848	+2.203	12:38:08.248
4	54.905	+1.260	12:39:03.153
5	53.928	+0.283	12:39:57.081
6	54.601	+0.956	12:40:51.682
7	55.423	+1.778	12:41:47.105
8	55.371	+1.726	12:42:42.476
9	53.877	+0.232	12:43:36.353
10	55.967	+2.322	12:44:32.320
11	55.582	+1.937	12:45:27.902
12	54.364	+0.719	12:46:22.266
13	53.645		12:47:15.911
14	54.345	+0.700	12:48:10.256

Runde	Rundenzeit	Diff.	Tageszeit
15	57.479	+3.834	12:49:07.735
16	56.038	+2.393	12:50:03.773
17	56.610	+2.965	12:51:00.383
18	54.622	+0.977	12:51:55.005
19	54.286	+0.641	12:52:49.291
20	54.169	+0.524	12:53:43.460
21	54.595	+0.950	12:54:38.055
22	53.702	+0.057	12:55:31.757

Runde	Rundenzeit	Diff.	Tageszeit
(69) Matyas Bilek			
1	1:04.278	+10.185	12:36:20.753
2	58.054	+3.961	12:37:18.807
3	55.891	+1.798	12:38:14.698
4	55.319	+1.226	12:39:10.017
5	55.678	+1.585	12:40:05.695
6	54.118	+0.025	12:40:59.813
7	54.093		12:41:53.906
8	54.669	+0.576	12:42:48.575
9	56.816	+2.723	12:43:45.391
10	56.198	+2.105	12:44:41.589
11	57.349	+3.256	12:45:38.938
12	1:29.288	+35.195	12:47:08.226
13	58.872	+4.779	12:48:07.098
14	1:00.727	+6.634	12:49:07.825
15	57.824	+3.731	12:50:05.649
16	59.084	+4.991	12:51:04.733
17	58.852	+4.759	12:52:03.585
18	56.245	+2.152	12:52:59.830
19	54.377	+0.284	12:53:54.207
20	55.656	+1.563	12:54:49.863
21	57.305	+3.212	12:55:47.168

Runde	Rundenzeit	Diff.	Tageszeit
(33) Gabriel Noderer			
1	1:06.204	+11.756	12:36:19.970
2	57.819	+3.371	12:37:17.789
3	57.850	+3.402	12:38:15.639
4	54.528	+0.080	12:39:10.167
5	55.858	+1.410	12:40:06.025
6	54.448		12:41:00.473
7	55.238	+0.790	12:41:55.711
8	54.978	+0.530	12:42:50.689
9	54.834	+0.386	12:43:45.523
10	1:25.326	+30.878	12:45:10.849
11	58.678	+4.230	12:46:09.527
12	55.075	+0.627	12:47:04.602
13	55.485	+1.037	12:48:00.087
14	56.489	+2.041	12:48:56.576
15	59.937	+5.489	12:49:56.513
16	56.025	+1.577	12:50:52.538
17	55.563	+1.115	12:51:48.101
18	56.712	+2.264	12:52:44.813
19	54.770	+0.322	12:53:39.583
20	55.213	+0.765	12:54:34.796
21	54.648	+0.200	12:55:29.444

Runde	Rundenzeit	Diff.	Tageszeit
(25) Kevin Sieder			
1	1:09.476	+14.952	12:36:17.561
2	58.095	+3.571	12:37:15.656
3	58.056	+3.532	12:38:13.712
4	56.021	+1.497	12:39:09.733
5	56.551	+2.027	12:40:06.284
6	56.507	+1.983	12:41:02.791
7	54.524		12:41:57.315
8	56.202	+1.678	12:42:53.517
9	56.403	+1.879	12:43:49.920
10	56.817	+2.293	12:44:46.737

ADAC Sachsenring 2010

Mini Bike Einsteiger

Sachsenring infield 1,095 Km

2. Zeittraining

18/09/2010 12:35

Qualifikation started at 12:35:02

Runde	Rundenzeit	Diff.	Tageszeit
11	55.408	+0.884	12:45:42.145
12	55.689	+1.165	12:46:37.834
13	56.013	+1.489	12:47:33.847
14	58.173	+3.649	12:48:32.020
15	56.757	+2.233	12:49:28.777
16	55.921	+1.397	12:50:24.698
17	56.065	+1.541	12:51:20.763
18	57.245	+2.721	12:52:18.008
19	58.160	+3.636	12:53:16.168
20	57.941	+3.417	12:54:14.109
21	55.772	+1.248	12:55:09.881

(40) Christopher Kogelbauer

Runde	Rundenzeit	Diff.	Tageszeit
1	1:09.531	+14.898	12:36:27.490
2	1:03.901	+9.268	12:37:31.391
3	1:01.374	+6.741	12:38:32.765
4	55.580	+0.947	12:39:28.345
5	56.267	+1.634	12:40:24.612
6	56.861	+2.228	12:41:21.473
7	1:01.662	+7.029	12:42:23.135
8	1:00.380	+5.747	12:43:23.515
9	1:00.787	+6.154	12:44:24.302
10	1:00.591	+5.958	12:45:24.893
11	1:01.640	+7.007	12:46:26.533
12	58.671	+4.038	12:47:25.204
13	57.806	+3.173	12:48:23.010
14	57.119	+2.486	12:49:20.129
15	59.110	+4.477	12:50:19.239
16	56.965	+2.332	12:51:16.204
17	58.181	+3.548	12:52:14.385
18	59.413	+4.780	12:53:13.798
19	56.772	+2.139	12:54:10.570
20	54.633		12:55:05.203

(47) Robin Stehr

Runde	Rundenzeit	Diff.	Tageszeit
1	1:05.804	+10.944	12:36:16.713
2	58.343	+3.483	12:37:15.056
3	57.202	+2.342	12:38:12.258
4	55.026	+0.166	12:39:07.284
5	57.265	+2.405	12:40:04.549
6	55.055	+0.195	12:40:59.604
7	56.241	+1.381	12:41:55.845
8	55.666	+0.806	12:42:51.511
9	55.908	+1.048	12:43:47.419
10	56.422	+1.562	12:44:43.841
11	56.764	+1.904	12:45:40.605
12	56.731	+1.871	12:46:37.336
13	55.644	+0.784	12:47:32.980
14	59.621	+4.761	12:48:32.601
15	56.437	+1.577	12:49:29.038
16	56.138	+1.278	12:50:25.176
17	56.547	+1.687	12:51:21.723
18	56.206	+1.346	12:52:17.929
19	58.080	+3.220	12:53:16.009
20	59.181	+4.321	12:54:15.190
21	54.860		12:55:10.050

(72*) Johannes Dertel

Runde	Rundenzeit	Diff.	Tageszeit
1	1:10.158	+15.274	12:36:23.828
2	58.473	+3.589	12:37:22.301
3	59.100	+4.216	12:38:21.401
4	55.945	+1.061	12:39:17.346
5	55.518	+0.634	12:40:12.864
6	57.384	+2.500	12:41:10.248
7	54.884		12:42:05.132
8	55.373	+0.489	12:43:00.505

Runde	Rundenzeit	Diff.	Tageszeit
9	57.623	+2.739	12:43:58.128
10	1:00.748	+5.864	12:44:58.876
11	58.979	+4.095	12:45:57.855
12	59.079	+4.195	12:46:56.934
13	59.791	+4.907	12:47:56.725
14	59.735	+4.851	12:48:56.460
15	1:00.939	+6.055	12:49:57.399
16	56.878	+1.994	12:50:54.277
17	55.419	+0.535	12:51:49.696
18	56.150	+1.266	12:52:45.846
19	57.504	+2.620	12:53:43.350
20	55.815	+0.931	12:54:39.165
21	56.211	+1.327	12:55:35.376

(34) Tom Günther

Runde	Rundenzeit	Diff.	Tageszeit
1	1:02.586	+7.412	12:36:11.421
2	57.585	+2.411	12:37:09.006
3	55.983	+0.809	12:38:04.989
4	55.174		12:39:00.163
5	55.375	+0.201	12:39:55.538
6	56.002	+0.828	12:40:51.540
7	55.661	+0.487	12:41:47.201
8	57.585	+2.411	12:42:44.786
9	57.456	+2.282	12:43:42.242
10	58.540	+3.366	12:44:40.782
11	57.216	+2.042	12:45:37.998
12	57.304	+2.130	12:46:35.302
13	57.639	+2.465	12:47:32.941
14	1:00.554	+5.380	12:48:33.495
15	57.906	+2.732	12:49:31.401
16	57.914	+2.740	12:50:29.315
17	56.828	+1.654	12:51:26.143
18	56.549	+1.375	12:52:22.692
19	57.295	+2.121	12:53:19.987
20	56.386	+1.212	12:54:16.373
21	56.598	+1.424	12:55:12.971

(29) Robin Jörger

Runde	Rundenzeit	Diff.	Tageszeit
1	1:07.237	+11.858	12:36:16.531
2	58.462	+3.083	12:37:14.993
3	56.650	+1.271	12:38:11.643
4	55.379		12:39:07.022
5	55.904	+0.525	12:40:02.926
6	55.386	+0.007	12:40:58.312
7	57.602	+2.223	12:41:55.914
8	55.955	+0.576	12:42:51.869
9	57.237	+1.858	12:43:49.106
10	56.765	+1.386	12:44:45.871
11	56.546	+1.167	12:45:42.417
12	57.835	+2.456	12:46:40.252
13	4:05.905	+3:10.526	12:50:46.157
14	1:00.643	+5.264	12:51:46.800
15	58.776	+3.397	12:52:45.576
16	58.183	+2.804	12:53:43.759
17	55.640	+0.261	12:54:39.399
18	56.142	+0.763	12:55:35.541

(27) Joscha Max Blin

Runde	Rundenzeit	Diff.	Tageszeit
1	1:08.208	+12.739	12:36:19.075
2	1:01.122	+5.653	12:37:20.197
3	57.612	+2.143	12:38:17.809
4	56.702	+1.233	12:39:14.511
5	55.945	+0.476	12:40:10.456
6	55.963	+0.494	12:41:06.419
7	55.469		12:42:01.888
8	55.790	+0.321	12:42:57.678

Runde	Rundenzeit	Diff.	Tageszeit
9	1:00.016	+4.547	12:43:57.694
10	1:02.680	+7.211	12:45:00.374
11	59.297	+3.828	12:45:59.671
12	59.746	+4.277	12:46:59.417
13	1:00.216	+4.747	12:47:59.633
14	1:00.067	+4.598	12:48:59.700
15	59.841	+4.372	12:49:59.541
16	1:00.814	+5.345	12:51:00.355
17	59.938	+4.469	12:52:00.293

(48) Vivien Lorenz

Runde	Rundenzeit	Diff.	Tageszeit
1	1:07.811	+12.286	12:36:17.858
2	59.732	+4.207	12:37:17.590
3	58.939	+3.414	12:38:16.529
4	57.206	+1.681	12:39:13.735
5	55.525		12:40:09.260
6	55.821	+0.296	12:41:05.081
7	57.109	+1.584	12:42:02.190
8	56.340	+0.815	12:42:58.530
9	1:01.148	+5.623	12:43:59.678
10	1:00.671	+5.146	12:45:00.349
11	1:01.210	+5.685	12:46:01.559
12	57.815	+2.290	12:46:59.374
13	1:00.582	+5.057	12:47:59.956
14	1:25.149	+29.624	12:49:25.105
15	1:07.108	+11.583	12:50:32.213

(63) Maximilian Sohnius

Runde	Rundenzeit	Diff.	Tageszeit
1	1:08.732	+12.928	12:36:16.169
2	1:00.770	+4.966	12:37:16.939
3	57.415	+1.611	12:38:14.354
4	56.573	+0.769	12:39:10.927
5	56.642	+0.838	12:40:07.569
6	55.957	+0.153	12:41:03.526
7	1:24.110	+28.306	12:42:27.636
8	59.499	+3.695	12:43:27.135
9	58.933	+3.129	12:44:26.068
10	58.041	+2.237	12:45:24.109
11	57.229	+1.425	12:46:21.338
12	56.821	+1.017	12:47:18.159
13	58.076	+2.272	12:48:16.235
14	57.555	+1.751	12:49:13.790
15	1:30.409	+34.605	12:50:44.199
16	59.524	+3.720	12:51:43.723
17	57.331	+1.527	12:52:41.054
18	55.936	+0.132	12:53:36.990
19	55.804		12:54:32.794
20	56.644	+0.840	12:55:29.438

(88) Matthias Meggle

Runde	Rundenzeit	Diff.	Tageszeit
1	1:10.285	+13.716	12:36:29.089
2	1:04.215	+7.646	12:37:33.304
3	1:01.096	+4.527	12:38:34.400
4	59.504	+2.935	12:39:33.904
5	1:02.360	+5.791	12:40:36.264
6	58.803	+2.234	12:41:35.067
7	1:35.478	+38.909	12:43:10.545
8	59.516	+2.947	12:44:10.061
9	57.706	+1.137	12:45:07.767
10	57.076	+0.507	12:46:04.843
11	59.549	+2.980	12:47:04.392
12	1:00.442	+3.873	12:48:04.834
13	57.798	+1.229	12:49:02.632
14	59.266	+2.697	12:50:01.898
15	1:03.581	+7.012	12:51:05.479
16	59.248	+2.679	12:52:04.727

ADAC Sachsenring 2010

Mini Bike Einsteiger

Sachsenring infield 1,095 Km

2. Zeittraining

18/09/2010 12:35

Qualifikation started at 12:35:02

Runde	Rundenzeit	Diff.	Tageszeit
17	57.358	+0.789	12:53:02.085
18	57.182	+0.613	12:53:59.267
19	56.617	+0.048	12:54:55.884
20	56.569		12:55:52.453

(39) Justin Dornbusch

Runde	Rundenzeit	Diff.	Tageszeit
1	1:09.862	+13.097	12:36:21.585
2	1:03.015	+6.250	12:37:24.600
3	1:00.324	+3.559	12:38:24.924
4	58.236	+1.471	12:39:23.160
5	59.578	+2.813	12:40:22.738
6	58.676	+1.911	12:41:21.414
7	1:02.232	+5.467	12:42:23.646
8	1:00.563	+3.798	12:43:24.209
9	1:02.064	+5.299	12:44:26.273
10	2:02.952	+1:06.187	12:46:29.225
11	1:03.130	+6.365	12:47:32.355
12	1:02.237	+5.472	12:48:34.592
13	1:01.155	+4.390	12:49:35.747
14	59.599	+2.834	12:50:35.346
15	1:00.796	+4.031	12:51:36.142
16	1:01.326	+4.561	12:52:37.468
17	1:00.147	+3.382	12:53:37.615
18	1:00.150	+3.385	12:54:37.765
19	56.765		12:55:34.530

(30) Philipp Freitag

Runde	Rundenzeit	Diff.	Tageszeit
1	1:11.569	+14.324	12:36:26.316
2	1:04.022	+6.777	12:37:30.338
3	1:00.622	+3.377	12:38:30.960
4	59.335	+2.090	12:39:30.295
5	57.919	+0.674	12:40:28.214
6	58.304	+1.059	12:41:26.518
7	58.844	+1.599	12:42:25.362
8	1:03.814	+6.569	12:43:29.176
9	1:02.193	+4.948	12:44:31.369
10	1:03.402	+6.157	12:45:34.771
11	1:01.573	+4.328	12:46:36.344
12	1:06.183	+8.938	12:47:42.527
13	1:05.273	+8.028	12:48:47.800
14	1:53.258	+56.013	12:50:41.058
15	1:06.837	+9.592	12:51:47.895
16	1:00.876	+3.631	12:52:48.771
17	59.475	+2.230	12:53:48.246
18	58.561	+1.316	12:54:46.807
19	57.245		12:55:44.052

(41) Tim Maximi Georgi

Runde	Rundenzeit	Diff.	Tageszeit
1	1:09.929	+12.568	12:36:25.310
2	1:02.468	+5.107	12:37:27.778
3	59.555	+2.194	12:38:27.333
4	58.776	+1.415	12:39:26.109
5	57.417	+0.056	12:40:23.526
6	57.361		12:41:20.887
7	1:00.868	+3.507	12:42:21.755
8	1:00.788	+3.427	12:43:22.543
9	1:00.965	+3.604	12:44:23.508
10	1:00.816	+3.455	12:45:24.324
11	1:01.001	+3.640	12:46:25.325
12	1:00.368	+3.007	12:47:25.693
13	1:03.622	+6.261	12:48:29.315

(71*) Niklas Sperschneider

Runde	Rundenzeit	Diff.	Tageszeit
1	1:08.571	+11.198	12:36:21.868
2	1:04.020	+6.647	12:37:25.888
3	59.555	+2.182	12:38:25.443

Runde	Rundenzeit	Diff.	Tageszeit
4	58.518	+1.145	12:39:23.961
5	58.238	+0.865	12:40:22.199
6	58.395	+1.022	12:41:20.594
7	1:02.070	+4.697	12:42:22.664
8	59.645	+2.272	12:43:22.309
9	59.549	+2.176	12:44:21.858
10	58.749	+1.376	12:45:20.607
11	59.094	+1.721	12:46:19.701
12	57.852	+0.479	12:47:17.553
13	59.251	+1.878	12:48:16.804
14	59.768	+2.395	12:49:16.572
15	1:00.017	+2.644	12:50:16.589
16	58.194	+0.821	12:51:14.783
17	59.495	+2.122	12:52:14.278
18	1:01.518	+4.145	12:53:15.796
19	58.051	+0.678	12:54:13.847
20	57.373		12:55:11.220

(68*) Timon Salewski

Runde	Rundenzeit	Diff.	Tageszeit
1	1:14.871	+16.757	12:36:34.145
2	1:04.919	+6.805	12:37:39.064
3	1:01.293	+3.179	12:38:40.357
4	59.025	+0.911	12:39:39.382
5	1:03.593	+5.479	12:40:42.975
6	1:01.623	+3.509	12:41:44.598
7	59.074	+0.960	12:42:43.672
8	1:01.319	+3.205	12:43:44.991
9	1:01.482	+3.368	12:44:46.473
10	1:02.019	+3.905	12:45:48.492
11	59.763	+1.649	12:46:48.255
12	1:04.131	+6.017	12:47:52.386
13	1:03.675	+5.561	12:48:56.061
14	1:03.121	+5.007	12:49:59.182
15	1:03.167	+5.053	12:51:02.349
16	1:02.018	+3.904	12:52:04.367
17	1:00.550	+2.436	12:53:04.917
18	58.875	+0.761	12:54:03.792
19	58.337	+0.223	12:55:02.129
20	58.114		12:56:00.243

(35) Bastian Ullmann

Runde	Rundenzeit	Diff.	Tageszeit
1	1:08.492	+10.081	12:36:19.334
2	1:02.510	+4.099	12:37:21.844
3	59.558	+1.147	12:38:21.402
4	58.563	+0.152	12:39:19.965
5	58.411		12:40:18.376
6	58.567	+0.156	12:41:16.943
7	1:46.578	+48.167	12:43:03.521
8	1:09.381	+10.970	12:44:12.902
9	1:05.687	+7.276	12:45:18.589
10	1:06.202	+7.791	12:46:24.791
11	1:04.462	+6.051	12:47:29.253

(62) Robin Nickel

Runde	Rundenzeit	Diff.	Tageszeit
1	1:12.434	+14.011	12:36:28.846
2	1:03.206	+4.783	12:37:32.052
3	1:02.133	+3.710	12:38:34.185
4	59.507	+1.084	12:39:33.692
5	1:00.077	+1.654	12:40:33.769
6	58.423		12:41:32.192
7	1:31.463	+33.040	12:43:03.655
8	1:06.439	+8.016	12:44:10.094
9	1:05.594	+7.171	12:45:15.688
10	1:26.981	+28.558	12:46:42.669

(50) Colin Hufnagel

Runde	Rundenzeit	Diff.	Tageszeit
1	1:08.897	+10.205	12:36:22.547
2	1:04.703	+6.011	12:37:27.250
3	59.636	+0.944	12:38:26.886
4	59.182	+0.490	12:39:26.068
5	59.936	+1.244	12:40:26.004
6	58.692		12:41:24.696
7	59.983	+1.291	12:42:24.679
8	59.974	+1.282	12:43:24.653
9	1:01.086	+2.394	12:44:25.739
10	1:00.092	+1.400	12:45:25.831
11	1:00.956	+2.264	12:46:26.787
12	1:00.992	+2.300	12:47:27.779
13	1:00.920	+2.228	12:48:28.699
14	1:02.607	+3.915	12:49:31.306
15	1:02.442	+3.750	12:50:33.748
16	1:02.089	+3.397	12:51:35.837
17	1:01.421	+2.729	12:52:37.258
18	1:00.995	+2.303	12:53:38.253
19	1:00.784	+2.092	12:54:39.037
20	1:01.061	+2.369	12:55:40.098

(32) Lucas Geitner

Runde	Rundenzeit	Diff.	Tageszeit
1	1:10.796	+11.841	12:36:22.878
2	1:18.709	+19.754	12:37:41.587
3	1:01.273	+2.318	12:38:42.860
4	1:00.113	+1.158	12:39:42.973
5	1:00.706	+1.751	12:40:43.679
6	1:02.946	+3.991	12:41:46.625
7	1:04.696	+5.741	12:42:51.321
8	1:03.538	+4.583	12:43:54.859
9	1:00.817	+1.862	12:44:55.676
10	59.771	+0.816	12:45:55.447
11	1:01.012	+2.057	12:46:56.459
12	1:01.343	+2.388	12:47:57.802
13	1:00.150	+1.195	12:48:57.952
14	1:02.608	+3.653	12:50:00.560
15	1:07.129	+8.174	12:51:07.689
16	1:03.256	+4.301	12:52:10.945
17	59.047	+0.092	12:53:09.992
18	59.991	+1.036	12:54:09.983
19	58.955		12:55:08.938

(44*) Kevin Orgis

Runde	Rundenzeit	Diff.	Tageszeit
1	1:05.967	+6.919	12:36:30.902
2	1:03.347	+4.299	12:37:34.249
3	1:02.303	+3.255	12:38:36.552
4	59.048		12:39:35.600
5	8:50.264	+7:51.216	12:48:25.864
6	1:10.286	+11.238	12:49:36.150
7	1:03.372	+4.324	12:50:39.522
8	1:03.193	+4.145	12:51:42.715
9	1:02.061	+3.013	12:52:44.776

(99*) Moritz Jenkner

Runde	Rundenzeit	Diff.	Tageszeit
1	1:11.393	+12.328	12:36:31.452
2	1:02.534	+3.469	12:37:33.986
3	1:12.133	+13.068	12:38:46.119
4	1:04.458	+5.393	12:39:50.577
5	1:02.851	+3.786	12:40:53.428
6	1:01.417	+2.352	12:41:54.845
7	1:02.326	+3.261	12:42:57.171
8	1:00.829	+1.764	12:43:58.000
9	1:02.815	+3.750	12:45:00.815
10	1:01.219	+2.154	12:46:02.034
11	1:01.995	+2.930	12:47:04.029
12	1:00.729	+1.664	12:48:04.758

ADAC Sachsenring 2010

Mini Bike Einsteiger

Sachsenring infield 1,095 Km

2. Zeittraining

18/09/2010 12:35

Qualifikation started at 12:35:02

Runde	Rundenzeit	Diff.	Tageszeit
13	1:02.932	+3.867	12:49:07.690
14	1:00.320	+1.255	12:50:08.010
15	1:01.064	+1.999	12:51:09.074
16	1:02.388	+3.323	12:52:11.462
17	59.414	+0.349	12:53:10.876
18	59.667	+0.602	12:54:10.543
19	59.065		12:55:09.608

(45) Kevin Forster

Runde	Rundenzeit	Diff.	Tageszeit
1	1:05.446	+6.368	12:36:14.397
2	1:00.553	+1.475	12:37:14.950
3	1:00.782	+1.704	12:38:15.732
4	59.806	+0.728	12:39:15.538
5	59.338	+0.260	12:40:14.876
6	59.580	+0.502	12:41:14.456
7	1:00.257	+1.179	12:42:14.713
8	1:01.573	+2.495	12:43:16.286
9	59.284	+0.206	12:44:15.570
10	1:00.038	+0.960	12:45:15.608
11	59.879	+0.801	12:46:15.487
12	59.582	+0.504	12:47:15.069
13	59.776	+0.698	12:48:14.845
14	59.851	+0.773	12:49:14.696
15	1:00.191	+1.113	12:50:14.887
16	59.417	+0.339	12:51:14.304
17	59.739	+0.661	12:52:14.043
18	1:01.467	+2.389	12:53:15.510
19	59.839	+0.761	12:54:15.349
20	59.078		12:55:14.427

(49) Leon Czichos

Runde	Rundenzeit	Diff.	Tageszeit
1	1:11.928	+11.679	12:36:24.891
2	1:04.978	+4.729	12:37:29.869
3	1:02.264	+2.015	12:38:32.133
4	1:00.502	+0.253	12:39:32.635
5	1:01.338	+1.089	12:40:33.973
6	1:00.780	+0.531	12:41:34.753
7	1:00.249		12:42:35.002
8	1:02.152	+1.903	12:43:37.154
9	1:00.408	+0.159	12:44:37.562
10	1:01.884	+1.635	12:45:39.446
11	1:00.419	+0.170	12:46:39.865
12	1:04.354	+4.105	12:47:44.219
13	1:05.820	+5.571	12:48:50.039
14	1:08.603	+8.354	12:49:58.642
15	1:06.282	+6.033	12:51:04.924
16	1:06.622	+6.373	12:52:11.546
17	1:04.094	+3.845	12:53:15.640
18	1:02.502	+2.253	12:54:18.142
19	1:00.492	+0.243	12:55:18.634

(26) Benjamin Rösch

Runde	Rundenzeit	Diff.	Tageszeit
1	1:21.539	+20.649	12:36:36.177
2	1:12.837	+11.947	12:37:49.014
3	1:09.356	+8.466	12:38:58.370
4	1:07.252	+6.362	12:40:05.622
5	1:05.954	+5.064	12:41:11.576
6	1:06.311	+5.421	12:42:17.887
7	1:05.560	+4.670	12:43:23.447
8	1:03.997	+3.107	12:44:27.444
9	1:04.037	+3.147	12:45:31.481
10	1:03.075	+2.185	12:46:34.556
11	2:44.774	+1:43.884	12:49:19.330
12	1:05.218	+4.328	12:50:24.548
13	1:03.342	+2.452	12:51:27.890
14	1:02.740	+1.850	12:52:30.630

Runde	Rundenzeit	Diff.	Tageszeit
15	1:02.085	+1.195	12:53:32.715
16	1:01.712	+0.822	12:54:34.427
17	1:00.890		12:55:35.317

(42) Manuel Rösch

Runde	Rundenzeit	Diff.	Tageszeit
1	1:12.430	+10.566	12:36:28.432
2	1:04.527	+2.663	12:37:32.959
3	1:02.868	+1.004	12:38:35.827
4	1:02.917	+1.053	12:39:38.744
5	1:03.878	+2.014	12:40:42.622
6	1:03.896	+2.032	12:41:46.518
7	1:04.203	+2.339	12:42:50.721
8	1:04.953	+3.089	12:43:55.674
9	1:02.928	+1.064	12:44:58.602
10	1:02.749	+0.885	12:46:01.351
11	1:03.060	+1.196	12:47:04.411
12	1:04.709	+2.845	12:48:09.120
13	1:04.536	+2.672	12:49:13.656
14	1:03.423	+1.559	12:50:17.079
15	1:03.036	+1.172	12:51:20.115
16	1:02.671	+0.807	12:52:22.786
17	1:01.980	+0.116	12:53:24.766
18	1:01.864		12:54:26.630
19	1:02.830	+0.966	12:55:29.460

(31) Philip Jork

Runde	Rundenzeit	Diff.	Tageszeit
1	1:11.264	+8.850	12:36:26.781
2	1:04.462	+2.048	12:37:31.243
3	1:02.414		12:38:33.657
4	1:03.637	+1.223	12:39:37.294
5	1:41.783	+39.369	12:41:19.077
6	1:05.186	+2.772	12:42:24.263
7	1:06.029	+3.615	12:43:30.292
8	1:05.488	+3.074	12:44:35.780
9	1:05.672	+3.258	12:45:41.452
10	1:04.493	+2.079	12:46:45.945
11	1:05.740	+3.326	12:47:51.685
12	1:04.099	+1.685	12:48:55.784
13	1:05.779	+3.365	12:50:01.563
14	1:07.169	+4.755	12:51:08.732
15	1:04.862	+2.448	12:52:13.594
16	1:06.079	+3.665	12:53:19.673
17	1:04.598	+2.184	12:54:24.271
18	1:04.843	+2.429	12:55:29.114

(51*) Selina Liebschner

Runde	Rundenzeit	Diff.	Tageszeit
1	1:20.195	+10.703	12:36:38.568
2	1:16.061	+6.569	12:37:54.629
3	1:12.305	+2.813	12:39:06.934
4	1:12.058	+2.566	12:40:18.992
5	1:12.997	+3.505	12:41:31.989
6	1:11.265	+1.773	12:42:43.254
7	1:12.306	+2.814	12:43:55.560
8	1:13.028	+3.536	12:45:08.588
9	1:10.651	+1.159	12:46:19.239
10	1:12.851	+3.359	12:47:32.090
11	1:12.161	+2.669	12:48:44.251
12	1:11.488	+1.996	12:49:55.739
13	1:13.103	+3.611	12:51:08.842
14	1:09.849	+0.357	12:52:18.691
15	1:10.351	+0.859	12:53:29.042
16	1:09.492		12:54:38.534
17	1:10.200	+0.708	12:55:48.734

ADAC Sachsenring 2010

Mini Bike Einsteiger

Sachsenring infield 1,095 Km

Final Qualify

Pos.	St.Nr.	Name	Nat	Klasse	Bike	Team	Gesamtbestzeit	Q1 Beste Zeit.	Q1 Beste Zeit.	
1	46	Jonas Geitner	GER	1	Honda	ADAC Team Nordbayern e.V.	50.971	50.971	51.790	
2	38	Hannes Soomer	EST	1	Honda	Sachsenring Junior School	51.105	51.105	52.612	
3	61	Sebastian Krog	GER	1	Honda	MSC Porz e.V.	52.578	52.578	53.558	
4	33	Gabriel Noderer	GER	1	Honda	ADAC Team Nordbayern e.V.	53.132	53.132	54.448	
5	37	Arnaud Friedrich	GER	1	Honda	ADAC Sachsen e.V.	53.132	54.015	53.132	
6	28	Toni Thurmayer	GER	1	Honda	ADAC Nordbayern e.V.	53.145	53.145	53.645	
7	69	Matyas Bilek	CZE	1	Honda	Rohac@Fetja motoracingteam	53.146	53.146	54.093	
8	64	Kevin Rofner	AUT	1	Honda	PBIG-München e.V. im DMV	53.614	53.614	53.614	
9	40	Christopher Kogelbauer	GER	1	Honda	NRH	53.738	53.738	54.633	
10	34	Tom Günther	GER	1	Honda	SAS	ADAC Sachsen e.V.	54.036	54.036	55.174
11	25	Kevin Sieder	AUT	1	Honda	-	54.524	55.566	54.524	
12	72*	Johannes Dertel	GER	1	Honda	-	54.627	54.627	54.884	
13	29	Robin Jörger	GER	1	Honda	SBD	Moto-Bike-Shop Offenburg	54.761	54.761	55.379
14	47	Robin Stehr	GER	1	Honda	WFA	ADAC Hessen-Thüringen e.V.	54.854	54.854	54.860
15	48	Vivien Lorenz	GER	1	Honda	SAS	ADAC Sachsen e.V.	55.031	55.031	55.525
16	63	Maximilian Sohnius	GER	1	Honda	SBY	PBIG-München e.V. im DMV	55.359	55.359	55.804
17	27	Joscha Max Blin	GER	1	Honda	HSA	Joscha Blin Racing	55.469	56.205	55.469
18	41	Tim Maximi Georgi	GER	1	Honda	BBR	-	55.518	55.518	57.361
Nicht Klassifiziert (110% = 56.068)										
19	88	Matthias Meggle	GER	1	Honda	-	56.228	56.228	56.569	
20	68*	Timon Salewski	GER	1	Honda	Team Müller Motorradteile	56.606	56.606	58.114	
21	30	Philipp Freitag	GER	1	Honda	HAS	ADAC Team Hansa e.V.	56.615	56.615	57.245
22	39	Justin Dornbusch	GER	1	Honda	BBR	Race-Point-Berlin	56.765	56.933	56.765
23	44*	Kevin Orgis	GER	1	Honda	ADAC Racing Team AMC Sachsenring e.V.	56.770	56.770	59.048	
24	32	Lucas Geitner	GER	1	Honda	ADAC Team Nordbayern e.V.	57.107	57.107	58.955	
25	35	Bastian Ullmann	GER	1	Honda	WTB	LuBaLa-Racing-Team	57.230	57.230	58.411
26	71*	Niklas Sperschneider	GER	1	Honda	-	57.373	57.433	57.373	
27	62	Robin Nickel	GER	1	Honda	NRH	-	57.593	57.593	58.423
28	50	Colin Hufnagel	GER	1	Honda	HTH	MSC Winkelmesser Frankfurt e.V.	58.692	59.760	58.692
29	99*	Moritz Jenkner	GER	1	Honda	ADAC Racing Team AMC Sachsenring e.V.	58.959	58.959	59.065	
30	45	Kevin Forster	GER	1	Honda	ADAC Team Nordbayern e.V.	59.078	59.493	59.078	
31	49	Leon Czichos	GER	1	Honda	WEM	-	59.948	59.948	1:00.249
32	26	Benjamin Rösch	GER	1	Honda	SBD	-	1:00.890	1:04.066	1:00.890
33	31	Philip Jork	GER	1	Honda	NSA	-	1:01.365	1:01.365	1:02.414
34	42	Manuel Rösch	GER	1	Honda	SBD	-	1:01.864	1:03.137	1:01.864
35	51*	Selina Liebschner	GER	1	Honda	White Tiger Racing im ADAC Coburg	1:09.492	1:09.980	1:09.492	

ADAC Sachsenring 2010

Mini Bike Einsteiger

Sachsenring infield 1,095 Km

Final Qualify B

Pos.	St.Nr.	Name	Nat	Klasse	Bike	Team	Gesamtbestzeit	Q1 Beste Zeit.	Q1 Beste Zeit.
1	88	Matthias Meggle	GER	1	Honda		56.228	56.228	56.569
2	68*	Timon Salewski	GER	1	Honda	Team Müller Motorradteile	56.606	56.606	58.114
3	30	Philipp Freitag	GER	1	Honda	HAS ADAC Team Hansa e.V.	56.615	56.615	57.245
4	39	Justin Dornbusch	GER	1	Honda	BBR Race-Point-Berlin	56.765	56.933	56.765
5	44*	Kevin Orgis	GER	1	Honda	ADAC Racing Team AMC Sachsenring e.V.	56.770	56.770	59.048
6	32	Lucas Geitner	GER	1	Honda	NBY ADAC Team Nordbayern e.V.	57.107	57.107	58.955
7	35	Bastian Ullmann	GER	1	Honda	WTB LuBaLa-Racing-Team	57.230	57.230	58.411
8	71*	Niklas Sperschneider	GER	1	Honda		57.373	57.433	57.373
9	62	Robin Nickel	GER	1	Honda	NRH -	57.593	57.593	58.423
10	50	Colin Hufnagel	GER	1	Honda	HTH MSC Winkelmesser Frankfurt e.V.	58.692	59.760	58.692
11	99*	Moritz Jenkner	GER	1	Honda	ADAC Racing Team AMC Sachsenring e.V.	58.959	58.959	59.065
12	45	Kevin Forster	GER	1	Honda	NBY ADAC Team Nordbayern e.V.	59.078	59.493	59.078
13	49	Leon Czichos	GER	1	Honda	WEM -	59.948	59.948	1:00.249
14	26	Benjamin Rösch	GER	1	Honda	SBD -	1:00.890	1:04.066	1:00.890
15	31	Philip Jork	GER	1	Honda	NSA -	1:01.365	1:01.365	1:02.414
16	42	Manuel Rösch	GER	1	Honda	SBD -	1:01.864	1:03.137	1:01.864
17	51*	Selina Liebschner	GER	1	Honda	White Tiger Racing im ADAC Coburg	1:09.492	1:09.980	1:09.492

ADAC Sachsenring 2010

Nach Runden sortiert

Mini Bike Einsteiger

Sachsenring infield 1,095 Km

1. Rennen A-Finale

18/09/2010 15:00

Rennen (11 Runden) started at 15:08:43

Pos.	St.Nr.	Name	Nat	Bike	Runden	Gesamtzeit	Diff.	Abstand	Beste Zeit.	In Runde
1	46	Jonas Geitner	GER	Honda	11	9:27.573			50.614	9
2	33	Gabriel Noderer	GER	Honda	11	9:43.051	15.478	15.478	51.863	10
3	37	Arnaud Friedrich	GER	Honda	11	9:43.192	15.619	0.141	51.795	11
4	64	Kevin Rofner	AUT	Honda	11	9:47.764	20.191	4.572	52.424	4
5	61	Sebastian Krog	GER	Honda	11	9:48.000	20.427	0.236	52.288	9
6	69	Matyas Bilek	CZE	Honda	11	9:48.260	20.687	0.260	51.591	8
7	47	Robin Stehr	GER	Honda	11	9:49.526	21.953	1.266	52.404	8
8	38	Hannes Soomer	EST	Honda	11	9:50.764	23.191	1.238	50.408	10
9	28	Toni Thurmayer	GER	Honda	11	9:57.848	30.275	7.084	53.098	5
10	40	Christopher Kogelbauer	GER	Honda	11	9:58.122	30.549	0.274	53.174	4
11	63	Maximilian Sohnius	GER	Honda	11	10:06.274	38.701	8.152	53.977	3
12	34	Tom Günther	GER	Honda	11	10:07.193	39.620	0.919	53.726	7
13	72*	Johannes Dertel	GER	Honda	11	10:07.428	39.855	0.235	53.816	7
14	25	Kevin Sieder	AUT	Honda	11	10:07.956	40.383	0.528	54.043	8
15	29	Robin Jörger	GER	Honda	11	10:08.955	41.382	0.999	53.960	8
16	41	Tim Maximi Georgi	GER	Honda	11	10:15.124	47.551	6.169	53.960	11
17	27	Joscha Max Blin	GER	Honda	11	10:18.093	50.520	2.969	54.945	10
18	48	Vivien Lorenz	GER	Honda	11	10:18.168	50.595	0.075	54.459	10

Vorsprung	Durchschnitts Geschwindigkeit	Beste Rundenzeit	Beste Geschw.	Beste Runde von
15.478	76,399	50.408	78,202	38 - Hannes Soomer

Timekeeping/Zeitnahme Juan Antonio Piñero E/ESP

Orbits

ADAC Sachsenring 2010

Rundenliste

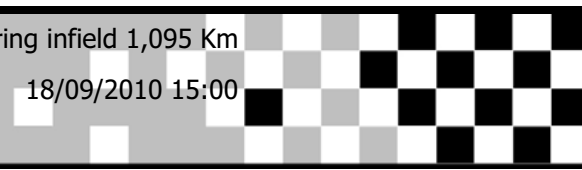
Mini Bike Einsteiger

Sachsenring infield 1,095 Km

1. Rennen A-Finale

18/09/2010 15:00

Rennen (11 Runden) started at 15:08:43



Fahrer	Runden											
	0	1	2	3	4	5	6	7	8	9	10	11
Jonas Geitner (46)	1	46	46	46	46	46	46	46	46	46	46	46
Hannes Soomer (38)	2	38	38	38	38	38	38	38	38	38	38	33
Sebastian Krog (61)	3	61	33	33	33	33	33	33	33	33	33	37
Gabriel Noderer (33)	4	33	37	37	37	37	37	37	37	37	37	64
Arnaud Friedrich (37)	5	37	61	61	61	61	61	64	64	64	64	61
Toni Thurmayer (28)	6	28	64	64	64	64	61	61	61	61	61	69
Kevin Rofner (64)	7	64	28	28	69	69	69	69	69	69	69	47
Matyas Bilek (69)	8	69	69	69	28	47	47	47	47	47	47	38
Christopher Kogelbauer (40)	9	40	47	47	47	28	28	28	28	28	28	28
Tom Günther (34)	10	34	40	40	40	40	40	40	40	40	40	40
Johannes Dertel (72*)	11	72*	72*	34	34	63	63	63	63	63	63	63
Robin Stehr (47)	12	47	34	72*	63	34	34	34	34	34	34	34
Robin Jörger (29)	13	29	63	63	72*	72*	72*	72*	72*	72*	72*	72*
Kevin Sieder (25)	14	25	25	25	25	25	25	25	25	25	25	25
Vivien Lorenz (48)	15	48	29	29	29	29	29	29	29	29	29	29
Maximilian Sohnius (63)	16	63	27	27	27	27	27	27	27	41	41	41
Joscha Max Blin (27)	17	27	48	48	48	48	48	48	48	27	27	27
Tim Maximi Georgi (41)	18	41	41	41	41	41	41	41	41	48	48	48



ADAC Sachsenring 2010

Nach Runden sortiert

Mini Bike Einsteiger

Sachsenring infield 1,095 Km

1. Rennen B-Finale

18/09/2010 16:05

Rennen (10 Runden) started at 16:05:29

Pos.	St.Nr.	Name	Nat	Bike	Runden	Gesamtzeit	Diff.	Abstand	Beste Zeit.	In Runde
1	30	Philipp Freitag	GER	Honda	10	9:27.175			55.171	6
2	88	Matthias Meggle	GER	Honda	10	9:28.054	0.879	0.879	55.212	6
3	39	Justin Dornbusch	GER	Honda	10	9:28.560	1.385	0.506	55.224	9
4	71*	Niklas Sperschneider	GER	Honda	10	9:30.125	2.950	1.565	55.226	6
5	68*	Timon Salewski	GER	Honda	10	9:31.812	4.637	1.687	55.023	7
6	32	Lucas Geitner	GER	Honda	10	9:31.876	4.701	0.064	55.188	7
7	35	Bastian Ullmann	GER	Honda	10	9:41.327	14.152	9.451	56.117	9
8	62	Robin Nickel	GER	Honda	10	9:42.776	15.601	1.449	56.654	9
9	99*	Moritz Jenkner	GER	Honda	10	9:53.438	26.263	10.662	57.147	7
10	45	Kevin Forster	GER	Honda	10	10:01.521	34.346	8.083	58.571	8
11	49	Leon Czichos	GER	Honda	10	10:13.011	45.836	11.490	58.373	6
12	26	Benjamin Rösch	GER	Honda	9	9:31.221	1 Runde	1 Runde	1:00.487	8
13	31	Philip Jork	GER	Honda	9	9:33.667	1 Runde	2.446	1:01.136	8
14	42	Manuel Rösch	GER	Honda	9	9:42.283	1 Runde	8.616	1:00.807	8
15	51*	Selina Liebschner	GER	Honda	8	9:31.570	2 Runden	1 Runde	1:08.550	6
Rennen nicht beendet										
NF	50	Colin Hufnagel	GER	Honda	9	9:02.932	NF		58.548	9

Vorsprung	Durchschnitts Geschwindigkeit	Beste Rundenzeit	Beste Geschw.	Beste Runde von
0.879	69,502	55.023	71,643	68* - Timon Salewski

Timekeeping/Zeitnahme Juan Antonio Piñero E/ESP

Orbits

ADAC Sachsenring 2010

Rundenliste

Mini Bike Einsteiger

Sachsenring infield 1,095 Km

1. Rennen B-Finale

18/09/2010 16:05

Rennen (10 Runden) started at 16:05:29

Fahrer	Runden											
	0	1	2	3	4	5	6	7	8	9	10	
Timon Salewski (68*)	1	68*	30	30	30	30	30	30	30	30	30	30
Philipp Freitag (30)	2	30	88	88	88	88	88	88	88	88	88	88
Justin Dornbusch (39)	3	39	39	39	39	71*	71*	71*	71*	39	39	39
Matthias Meggle (88)	4	88	71*	71*	71*	71*	39	39	39	39	71*	71*
Niklas Sperschneider (71*)	5	71*	32	32	32	32	32	68*	68*	68*	68*	68*
Bastian Ullmann (35)	6	35	68*	68*	68*	68*	68*	32	32	32	32	32
Lucas Geitner (32)	7	32	35	35	35	35	35	35	35	35	35	35
Robin Nickel (62)	8	62	62	62	62	62	62	62	62	62	62	62
Colin Hufnagel (50)	9	50	50	50	50	50	99*	99*	99*	99*	99*	99*
Kevin Forster (45)	10	45	45	45	99*	99*	50	50	50	45	45	45
Moritz Jenkner (99*)	11	99*	99*	99*	45	45	45	45	45	50	50	49
Benjamin Rösch (26)	12	26	26	49	49	49	49	49	49	49	49	49
Leon Czichos (49)	13	49	49	26	26	26	26	26	26	26	26	26
Philip Jork (31)	14	31	31	31	31	31	31	31	31	31	31	31
Selina Liebschner (51*)	15	51*	51*	51*	42	42	42	42	42	42	42	42
Manuel Rösch (42)	16	42	42	42	51*	51*	51*	51*	51*	51*	51*	51*

ADAC Sachsenring 2010

Nach Runden sortiert

Mini Bike Einsteiger

Sachsenring infield 1,095 Km

2. Rennen A-Finale

18/09/2010 16:40

Rennen (11 Runden) started at 16:43:56

Pos.	St.Nr.	Name	Nat	Bike	Runden	Gesamtzeit	Diff.	Abstand	Beste Zeit.	In Runde
1	38	Hannes Soomer	EST	Honda	11	9:29.750			50.914	9
2	46	Jonas Geitner	GER	Honda	11	9:30.637	0.887	0.887	50.965	8
3	37	Arnaud Friedrich	GER	Honda	11	9:41.401	11.651	10.764	51.474	11
4	64	Kevin Rofner	AUT	Honda	11	9:42.343	12.593	0.942	52.003	11
5	61	Sebastian Krog	GER	Honda	11	9:42.443	12.693	0.100	51.473	11
6	69	Matyas Bilek	CZE	Honda	11	9:45.086	15.336	2.643	51.780	9
7	40	Christopher Kogelbauer	GER	Honda	11	9:50.687	20.937	5.601	52.563	9
8	28	Toni Thurmayer	GER	Honda	11	9:53.726	23.976	3.039	52.684	8
9	72*	Johannes Dertel	GER	Honda	11	9:59.208	29.458	5.482	53.386	7
10	41	Tim Maximi Georgi	GER	Honda	11	10:03.161	33.411	3.953	53.516	11
11	63	Maximilian Sohnius	GER	Honda	11	10:03.788	34.038	0.627	53.387	11
12	34	Tom Günther	GER	Honda	11	10:04.651	34.901	0.863	53.623	6
13	29	Robin Jörger	GER	Honda	11	10:05.054	35.304	0.403	53.867	6
14	47	Robin Stehr	GER	Honda	11	10:08.416	38.666	3.362	53.065	4
15	48	Vivien Lorenz	GER	Honda	11	10:09.092	39.342	0.676	53.891	11
16	27	Joscha Max Blin	GER	Honda	11	10:13.879	44.129	4.787	54.233	7
Rennen nicht beendet										
NF	33	Gabriel Noderer	GER	Honda	9	7:56.908	NF		52.000	9
NF	25	Kevin Sieder	AUT	Honda	8	8:37.773	NF		54.299	7

Bemerkungen

#25 penalty 10" Jump start

Vorsprung	Durchschnitts Geschwindigkeit	Beste Rundenzeit	Beste Geschw.	Beste Runde von
0.887	76,107	50.914	77,425	38 - Hannes Soomer

Timekeeping/Zeitnahme Juan Antonio Piñero E/ESP

Orbits



ADAC Sachsenring 2010

Rundenliste

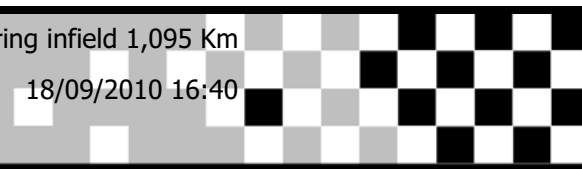
Mini Bike Einsteiger

Sachsenring infield 1,095 Km

2. Rennen A-Finale

18/09/2010 16:40

Rennen (11 Runden) started at 16:43:56



Fahrer	Runden											
	0	1	2	3	4	5	6	7	8	9	10	11
Jonas Geitner (46)	1	46	46	46	46	46	46	46	46	46	46	38
Sebastian Krog (61)	2	61	38	38	38	38	38	38	38	38	38	46
Hannes Soomer (38)	3	38	33	33	33	33	33	33	33	33	37	37
Gabriel Noderer (33)	4	33	61	61	61	61	61	61	61	61	64	64
Arnaud Friedrich (37)	5	37	37	37	37	37	37	37	37	37	61	61
Toni Thurmayer (28)	6	28	64	64	64	64	64	64	64	64	69	69
Matyas Bilek (69)	7	69	69	69	69	69	69	69	69	69	40	40
Kevin Rofner (64)	8	64	40	40	40	40	40	40	40	40	28	28
Christopher Kogelbauer (40)	9	40	47	47	47	47	28	47	47	28	72*	72*
Johannes Dertel (72*)	10	72*	28	28	28	28	47	28	28	47	72*	41
Robin Stehr (47)	11	47	72*	72*	72*	72*	72*	72*	72*	63	63	63
Robin Jörger (29)	12	29	29	29	29	29	29	29	29	63	41	34
Tom Günther (34)	13	34	63	63	63	63	63	63	41	34	29	29
Maximilian Sohnius (63)	14	63	34	34	34	41	41	41	41	29	29	47
Kevin Sieder (25)	15	25	25	25	41	34	34	34	34	34	47	48
Vivien Lorenz (48)	16	48	41	41	48	48	48	48	48	48	48	27
Joscha Max Blin (27)	17	27	48	48	27	27	27	27	27	27	27	27
Tim Maximi Georgi (41)	18	41	27	27	25	25	25	25	25	25	25	25



ADAC Sachsenring 2010

Nach Runden sortiert

Mini Bike Einsteiger

Sachsenring infield 1,095 Km

2. Rennen B-Finale

18/09/2010 17:20

Rennen (10 Runden) started at 17:21:53

Pos.	St.Nr.	Name	Nat	Bike	Runden	Gesamtzeit	Diff.	Abstand	Beste Zeit.	In Runde
1	30	Philipp Freitag	GER	Honda	10	9:21.296			54.998	2
2	88	Matthias Meggle	GER	Honda	10	9:21.441	0.145	0.145	55.065	10
3	71*	Niklas Sperschneider	GER	Honda	10	9:24.447	3.151	3.006	55.348	10
4	32	Lucas Geitner	GER	Honda	10	9:26.826	5.530	2.379	54.743	10
5	68*	Timon Salewski	GER	Honda	10	9:27.362	6.066	0.536	54.375	10
6	62	Robin Nickel	GER	Honda	10	9:37.069	15.773	9.707	55.983	10
7	35	Bastian Ullmann	GER	Honda	10	9:40.171	18.875	3.102	56.121	10
8	99*	Moritz Jenkner	GER	Honda	10	9:54.801	33.505	14.630	57.602	5
9	45	Kevin Forster	GER	Honda	10	10:03.967	42.671	9.166	58.768	9
10	42	Manuel Rösch	GER	Honda	10	10:12.925	51.629	8.958	59.692	10
11	31	Philip Jork	GER	Honda	10	10:13.795	52.499	0.870	59.644	10
12	49	Leon Czichos	GER	Honda	10	10:14.611	53.315	0.816	59.163	10
13	50	Colin Hufnagel	GER	Honda	10	10:17.484	56.188	2.873	58.124	10
14	26	Benjamin Rösch	GER	Honda	10	10:34.285	1:12.989	16.801	1:00.047	8
15	51*	Selina Liebschner	GER	Honda	9	10:21.950	1 Runde	1 Runde	1:06.165	9
Rennen nicht beendet										
NF	39	Justin Dornbusch	GER	Honda	3	2:52.436	NF		55.854	2

Bemerkungen

26 penalty 10" Jump start

Vorsprung	Durchschnitts Geschwindigkeit	Beste Rundenzeit	Beste Geschw.	Beste Runde von
0.145	70,230	54.375	72,497	68* - Timon Salewski

Timekeeping/Zeitnahme Juan Antonio Piñero E/ESP

Orbits

ADAC Sachsenring 2010

Rundenliste

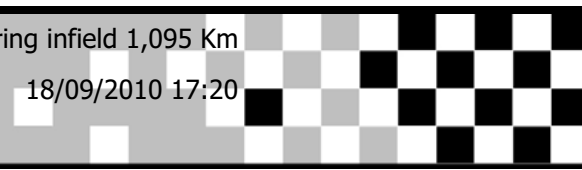
Mini Bike Einsteiger

Sachsenring infield 1,095 Km

2. Rennen B-Finale

18/09/2010 17:20

Rennen (10 Runden) started at 17:21:53



Fahrer	Runden											
	0	1	2	3	4	5	6	7	8	9	10	
Timon Salewski (68*)	1	68*	39	39	30	30	30	30	30	30	30	30
Philipp Freitag (30)	2	30	30	30	39	88	88	88	88	88	88	88
Justin Dornbusch (39)	3	39	88	88	88	71*	71*	71*	71*	71*	71*	71*
Matthias Meggle (88)	4	88	71*	71*	71*	68*	68*	68*	68*	68*	32	32
Lucas Geitner (32)	5	32	32	32	32	32	32	32	32	32	68*	68*
Niklas Sperschneider (71*)	6	71*	68*	68*	68*	62	62	62	62	62	62	62
Bastian Ullmann (35)	7	35	62	62	62	35	35	35	35	35	35	35
Robin Nickel (62)	8	62	35	35	35	99*	99*	99*	99*	99*	99*	99*
Kevin Forster (45)	9	45	31	31	45	45	45	45	45	45	45	45
Benjamin Rösch (26)	10	26	45	45	99*	31	31	31	31	31	42	42
Moritz Jenkner (99*)	11	99*	42	99*	31	42	42	42	42	42	31	31
Philip Jork (31)	12	31	99*	42	42	49	49	49	49	49	49	49
Leon Czichos (49)	13	49	26	26	49	26	26	26	26	26	50	50
Manuel Rösch (42)	14	42	49	49	26	50	50	50	50	50	26	26
Selina Liebschner (51*)	15	51*	50	50	50	51*	51*	51*	51*	51*	51*	51*
Colin Hufnagel (50)	16	50	51*	51*	51*	51*	51*	51*	51*	51*	51*	51*



ADAC Sachsenring 2010

Mini Bike Einsteiger

Sachsenring infield 1,095 Km

1. Rennen A-Finale

18/09/2010 15:00

Rennen (11 Runden) started at 15:08:43

Runde	Rundenzeit	Diff.	Tageszeit
(46) Jonas Geitner			
1	57.060	+6.446	15:09:40.704
2	52.080	+1.466	15:10:32.784
3	51.370	+0.756	15:11:24.154
4	51.230	+0.616	15:12:15.384
5	50.927	+0.313	15:13:06.311
6	50.826	+0.212	15:13:57.137
7	50.761	+0.147	15:14:47.898
8	50.673	+0.059	15:15:38.571
9	50.614		15:16:29.185
10	50.791	+0.177	15:17:19.976
11	51.240	+0.626	15:18:11.216

Runde	Rundenzeit	Diff.	Tageszeit
(33) Gabriel Noderer			
1	57.039	+5.176	15:09:42.092
2	53.112	+1.249	15:10:35.204
3	52.852	+0.989	15:11:28.056
4	52.831	+0.968	15:12:20.887
5	52.863	+1.000	15:13:13.750
6	53.068	+1.205	15:14:06.818
7	52.275	+0.412	15:14:59.093
8	51.909	+0.046	15:15:51.002
9	51.888	+0.025	15:16:42.890
10	51.863		15:17:34.753
11	51.941	+0.078	15:18:26.694

Runde	Rundenzeit	Diff.	Tageszeit
(37) Arnaud Friedrich			
1	56.932	+5.137	15:09:42.444
2	53.024	+1.229	15:10:35.468
3	52.776	+0.981	15:11:28.244
4	52.774	+0.979	15:12:21.018
5	52.826	+1.031	15:13:13.844
6	52.988	+1.193	15:14:06.832
7	52.634	+0.839	15:14:59.466
8	51.868	+0.073	15:15:51.334
9	51.827	+0.032	15:16:43.161
10	51.879	+0.084	15:17:35.040
11	51.795		15:18:26.835

Runde	Rundenzeit	Diff.	Tageszeit
(64) Kevin Rofner			
1	57.625	+5.201	15:09:43.421
2	53.205	+0.781	15:10:36.626
3	52.704	+0.280	15:11:29.330
4	52.424		15:12:21.754
5	52.768	+0.344	15:13:14.522
6	52.686	+0.262	15:14:07.208
7	52.694	+0.270	15:14:59.902
8	52.970	+0.546	15:15:52.872
9	52.605	+0.181	15:16:45.477
10	52.596	+0.172	15:17:38.073
11	53.334	+0.910	15:18:31.407

Runde	Rundenzeit	Diff.	Tageszeit
(61) Sebastian Krog			
1	59.219	+6.931	15:09:42.865
2	52.914	+0.626	15:10:35.779
3	52.857	+0.569	15:11:28.636
4	52.774	+0.486	15:12:21.410
5	52.682	+0.394	15:13:14.092
6	53.375	+1.087	15:14:07.467
7	52.674	+0.386	15:15:00.141
8	53.169	+0.881	15:15:53.310
9	52.288		15:16:45.598
10	52.605	+0.317	15:17:38.203
11	53.440	+1.152	15:18:31.643

Runde	Rundenzeit	Diff.	Tageszeit
(69) Matyas Bilek			
1	57.913	+6.322	15:09:43.907
2	53.631	+2.040	15:10:37.538
3	53.164	+1.573	15:11:30.702
4	53.221	+1.630	15:12:23.923
5	52.656	+1.065	15:13:16.579
6	52.741	+1.150	15:14:09.320
7	52.419	+0.828	15:15:01.739
8	51.591		15:15:53.330
9	52.728	+1.137	15:16:46.058
10	52.413	+0.822	15:17:38.471
11	53.432	+1.841	15:18:31.903

Runde	Rundenzeit	Diff.	Tageszeit
(47) Robin Stehr			
1	57.791	+5.387	15:09:44.301
2	53.967	+1.563	15:10:38.268
3	52.927	+0.523	15:11:31.195
4	53.193	+0.789	15:12:24.388
5	52.484	+0.080	15:13:16.872
6	52.561	+0.157	15:14:09.433
7	52.747	+0.343	15:15:02.180
8	52.404		15:15:54.584
9	52.833	+0.429	15:16:47.417
10	52.836	+0.432	15:17:40.253
11	52.916	+0.512	15:18:33.169

Runde	Rundenzeit	Diff.	Tageszeit
(38) Hannes Soomer			
1	57.365	+6.957	15:09:41.010
2	52.563	+2.155	15:10:33.573
3	51.536	+1.128	15:11:25.109
4	50.634	+0.226	15:12:15.743
5	51.351	+0.943	15:13:07.094
6	50.409	+0.001	15:13:57.503
7	50.632	+0.224	15:14:48.135
8	50.672	+0.264	15:15:38.807
9	50.972	+0.564	15:16:29.779
10	50.408		15:17:20.187
11	1:14.220	+23.812	15:18:34.407

Runde	Rundenzeit	Diff.	Tageszeit
(28) Toni Thurmayer			
1	58.069	+4.971	15:09:43.839
2	53.349	+0.251	15:10:37.188
3	53.973	+0.875	15:11:31.161
4	53.571	+0.473	15:12:24.732
5	53.098		15:13:17.830
6	53.794	+0.696	15:14:11.624
7	53.612	+0.514	15:15:05.236
8	53.563	+0.465	15:15:58.799
9	54.135	+1.037	15:16:52.934
10	54.382	+1.284	15:17:47.316
11	54.175	+1.077	15:18:41.491

Runde	Rundenzeit	Diff.	Tageszeit
(40) Christopher Kogelbauer			
1	58.749	+5.575	15:09:44.935
2	53.620	+0.446	15:10:38.555
3	53.245	+0.071	15:11:31.800
4	53.174		15:12:24.974
5	53.215	+0.041	15:13:18.189
6	53.656	+0.482	15:14:11.845
7	53.867	+0.693	15:15:05.712
8	53.292	+0.118	15:15:59.004
9	54.387	+1.213	15:16:53.391
10	54.092	+0.918	15:17:47.483
11	54.282	+1.108	15:18:41.765

Runde	Rundenzeit	Diff.	Tageszeit
(63) Maximilian Sohnus			

Runde	Rundenzeit	Diff.	Tageszeit
(34) Tom Günther			
1	59.935	+5.958	15:09:46.705
2	54.451	+0.474	15:10:41.156
3	53.977		15:11:35.133
4	54.407	+0.430	15:12:29.540
5	54.383	+0.406	15:13:23.923
6	54.130	+0.153	15:14:18.053
7	54.190	+0.213	15:15:12.243
8	54.439	+0.462	15:16:06.682
9	54.681	+0.704	15:17:01.363
10	54.403	+0.426	15:17:55.766
11	54.151	+0.174	15:18:49.917

Runde	Rundenzeit	Diff.	Tageszeit
(72*) Johannes Dertel			
1	1:00.061	+6.335	15:09:46.255
2	54.161	+0.435	15:10:40.416
3	54.021	+0.295	15:11:34.437
4	55.297	+1.571	15:12:29.734
5	54.735	+1.009	15:13:24.469
6	54.435	+0.709	15:14:18.904
7	53.726		15:15:12.630
8	54.498	+0.772	15:16:07.128
9	55.093	+1.367	15:17:02.221
10	54.155	+0.429	15:17:56.376
11	54.460	+0.734	15:18:50.836

Runde	Rundenzeit	Diff.	Tageszeit
(72*) Johannes Dertel			
1	59.333	+5.517	15:09:45.642
2	55.105	+1.289	15:10:40.747
3	54.659	+0.843	15:11:35.406
4	54.573	+0.757	15:12:29.979
5	54.688	+0.872	15:13:24.667
6	54.367	+0.551	15:14:19.034
7	53.816		15:15:12.850
8	54.442	+0.626	15:16:07.292
9	54.979	+1.163	15:17:02.271
10	54.269	+0.453	15:17:56.540
11	54.531	+0.715	15:18:51.071

Runde	Rundenzeit	Diff.	Tageszeit
(25) Kevin Sieder			
1	1:00.288	+6.245	15:09:46.930
2	54.952	+0.909	15:10:41.882
3	54.232	+0.189	15:11:36.114
4	54.126	+0.083	15:12:30.240
5	54.777	+0.734	15:13:25.017
6	54.368	+0.325	15:14:19.385
7	54.360	+0.317	15:15:13.745
8	54.043		15:16:07.788
9	54.605	+0.562	15:17:02.393
10	54.826	+0.783	15:17:57.219
11	54.380	+0.337	15:18:51.599

Runde	Rundenzeit	Diff.	Tageszeit
(29) Robin Jörger			
1	1:01.200	+7.240	15:09:47.722
2	54.927	+0.967	15:10:42.649
3	54.579	+0.619	15:11:37.228
4	54.973	+1.013	15:12:32.201
5	54.476	+0.516	15:13:26.677
6	54.532	+0.572	15:14:21.209
7	54.369	+0.409	15:15:15.578
8	53.960		15:16:09.538
9	54.358	+0.398	15:17:03.896
10	54.626	+0.666	15:17:58.522
11	54.076	+0.116	15:18:52.598

Runde	Rundenzeit	Diff.	Tageszeit
(41) Tim Maximi Georgi			
1	1:02.007	+8.047	15:09:49.332

ADAC Sachsenring 2010

Mini Bike Einsteiger

Sachsenring infield 1,095 Km

1. Rennen A-Finale

18/09/2010 15:00

Rennen (11 Runden) started at 15:08:43

Runde	Rundenzeit	Diff.	Tageszeit
2	56.350	+2.390	15:10:45.682
3	55.754	+1.794	15:11:41.436
4	55.253	+1.293	15:12:36.689
5	55.197	+1.237	15:13:31.886
6	54.655	+0.695	15:14:26.541
7	54.952	+0.992	15:15:21.493
8	54.891	+0.931	15:16:16.384
9	54.461	+0.501	15:17:10.845
10	53.962	+0.002	15:18:04.807
11	53.960		15:18:58.767

(27) Joscha Max Blin

Runde	Rundenzeit	Diff.	Tageszeit
1	1:01.554	+6.609	15:09:48.412
2	55.844	+0.899	15:10:44.256
3	55.361	+0.416	15:11:39.617
4	55.239	+0.294	15:12:34.856
5	55.222	+0.277	15:13:30.078
6	55.597	+0.652	15:14:25.675
7	55.131	+0.186	15:15:20.806
8	54.995	+0.050	15:16:15.801
9	55.122	+0.177	15:17:10.923
10	54.945		15:18:05.868
11	55.868	+0.923	15:19:01.736

(48) Vivien Lorenz

Runde	Rundenzeit	Diff.	Tageszeit
1	1:02.011	+7.552	15:09:48.709
2	55.750	+1.291	15:10:44.459
3	55.563	+1.104	15:11:40.022
4	55.143	+0.684	15:12:35.165
5	55.167	+0.708	15:13:30.332
6	55.564	+1.105	15:14:25.896
7	55.265	+0.806	15:15:21.161
8	54.873	+0.414	15:16:16.034
9	55.438	+0.979	15:17:11.472
10	54.459		15:18:05.931
11	55.880	+1.421	15:19:01.811

Runde Rundenzeit Diff. Tageszeit

Runde Rundenzeit Diff. Tageszeit



ADAC Sachsenring 2010

Mini Bike Einsteiger

Sachsenring infield 1,095 Km

1. Rennen B-Finale

18/09/2010 16:05

Rennen (10 Runden) started at 16:05:29

Runde	Rundenzeit	Diff.	Tageszeit
(30) Philipp Freitag			
1	1:01.422	+6.251	16:06:31.347
2	56.777	+1.606	16:07:28.124
3	56.719	+1.548	16:08:24.843
4	56.381	+1.210	16:09:21.224
5	56.053	+0.882	16:10:17.277
6	55.171		16:11:12.448
7	55.969	+0.798	16:12:08.417
8	55.879	+0.708	16:13:04.296
9	56.319	+1.148	16:14:00.615
10	55.574	+0.403	16:14:56.189

Runde	Rundenzeit	Diff.	Tageszeit
(88) Matthias Meggle			
1	1:01.339	+6.127	16:06:31.474
2	56.819	+1.607	16:07:28.293
3	56.721	+1.509	16:08:25.014
4	56.440	+1.228	16:09:21.454
5	56.064	+0.852	16:10:17.518
6	55.212		16:11:12.730
7	55.921	+0.709	16:12:08.651
8	56.539	+1.327	16:13:05.190
9	55.648	+0.436	16:14:00.838
10	56.230	+1.018	16:14:57.068

Runde	Rundenzeit	Diff.	Tageszeit
(39) Justin Dornbusch			
1	1:01.962	+6.738	16:06:31.966
2	57.091	+1.867	16:07:29.057
3	56.366	+1.142	16:08:25.423
4	56.415	+1.191	16:09:21.838
5	56.909	+1.685	16:10:18.747
6	55.865	+0.641	16:11:14.612
7	55.455	+0.231	16:12:10.067
8	56.065	+0.841	16:13:06.132
9	55.224		16:14:01.356
10	56.218	+0.994	16:14:57.574

Runde	Rundenzeit	Diff.	Tageszeit
(71*) Niklas Sperschneider			
1	1:01.591	+6.365	16:06:32.188
2	57.174	+1.948	16:07:29.362
3	56.105	+0.879	16:08:25.467
4	56.376	+1.150	16:09:21.843
5	56.786	+1.560	16:10:18.629
6	55.226		16:11:13.855
7	55.681	+0.455	16:12:09.536
8	56.023	+0.797	16:13:05.559
9	56.583	+1.357	16:14:02.142
10	56.997	+1.771	16:14:59.139

Runde	Rundenzeit	Diff.	Tageszeit
(68*) Timon Salewski			
1	1:04.627	+9.604	16:06:33.641
2	57.604	+2.581	16:07:31.245
3	56.938	+1.915	16:08:28.183
4	56.606	+1.583	16:09:24.789
5	56.420	+1.397	16:10:21.209
6	55.950	+0.927	16:11:17.159
7	55.023		16:12:12.182
8	57.026	+2.003	16:13:09.208
9	55.338	+0.315	16:14:04.546
10	56.280	+1.257	16:15:00.826

Runde	Rundenzeit	Diff.	Tageszeit
(32) Lucas Geitner			
1	1:02.267	+7.079	16:06:32.952
2	57.156	+1.968	16:07:30.108
3	57.079	+1.891	16:08:27.187
4	56.701	+1.513	16:09:23.888

Runde	Rundenzeit	Diff.	Tageszeit
5	56.755	+1.567	16:10:20.643
6	56.886	+1.698	16:11:17.529
7	55.188		16:12:12.717
8	56.616	+1.428	16:13:09.333
9	55.550	+0.362	16:14:04.883
10	56.007	+0.819	16:15:00.890

Runde	Rundenzeit	Diff.	Tageszeit
(35) Bastian Ullmann			
1	1:03.861	+7.744	16:06:34.531
2	58.018	+1.901	16:07:32.549
3	57.472	+1.355	16:08:30.021
4	56.980	+0.863	16:09:27.001
5	57.802	+1.685	16:10:24.803
6	58.475	+2.358	16:11:23.278
7	56.754	+0.637	16:12:20.032
8	56.917	+0.800	16:13:16.949
9	56.117		16:14:13.066
10	57.275	+1.158	16:15:10.341

Runde	Rundenzeit	Diff.	Tageszeit
(62) Robin Nickel			
1	1:04.326	+7.672	16:06:35.374
2	58.242	+1.588	16:07:33.616
3	57.521	+0.867	16:08:31.137
4	57.521	+0.867	16:09:28.658
5	58.252	+1.598	16:10:26.910
6	57.646	+0.992	16:11:24.556
7	56.760	+0.106	16:12:21.316
8	57.151	+0.497	16:13:18.467
9	56.654		16:14:15.121
10	56.669	+0.015	16:15:11.790

Runde	Rundenzeit	Diff.	Tageszeit
(99*) Moritz Jenkner			
1	1:05.785	+8.638	16:06:37.495
2	1:00.304	+3.157	16:07:37.799
3	58.687	+1.540	16:08:36.486
4	59.530	+2.383	16:09:36.016
5	58.450	+1.303	16:10:34.466
6	57.818	+0.671	16:11:32.284
7	57.147		16:12:29.431
8	57.606	+0.459	16:13:27.037
9	57.602	+0.455	16:14:24.639
10	57.813	+0.666	16:15:22.452

Runde	Rundenzeit	Diff.	Tageszeit
(45) Kevin Forster			
1	1:05.846	+7.275	16:06:37.289
2	1:00.282	+1.711	16:07:37.571
3	59.336	+0.765	16:08:36.907
4	59.745	+1.174	16:09:36.652
5	59.615	+1.044	16:10:36.267
6	59.189	+0.618	16:11:35.456
7	58.787	+0.216	16:12:34.243
8	58.571		16:13:32.814
9	58.819	+0.248	16:14:31.633
10	58.902	+0.331	16:15:30.535

Runde	Rundenzeit	Diff.	Tageszeit
(49) Leon Czichos			
1	1:12.153	+13.780	16:06:43.921
2	1:02.885	+4.512	16:07:46.806
3	1:00.681	+2.308	16:08:47.487
4	1:00.034	+1.661	16:09:47.521
5	59.391	+1.018	16:10:46.912
6	58.373		16:11:45.285
7	58.464	+0.091	16:12:43.749
8	59.103	+0.730	16:13:42.852
9	58.609	+0.236	16:14:41.461
10	1:00.564	+2.191	16:15:42.025

Runde	Rundenzeit	Diff.	Tageszeit
(26) Benjamin Rösch			
1	1:11.793	+11.306	16:06:43.520
2	1:03.924	+3.437	16:07:47.444
3	1:02.354	+1.867	16:08:49.798
4	1:02.966	+2.479	16:09:52.764
5	1:02.778	+2.291	16:10:55.542
6	1:01.428	+0.941	16:11:56.970
7	1:01.026	+0.539	16:12:57.996
8	1:00.487		16:13:58.483
9	1:01.752	+1.265	16:15:00.235

Runde	Rundenzeit	Diff.	Tageszeit
(31) Philip Jork			
1	1:12.277	+11.141	16:06:44.360
2	1:04.100	+2.964	16:07:48.460
3	1:01.807	+0.671	16:08:50.267
4	1:03.336	+2.200	16:09:53.603
5	1:02.746	+1.610	16:10:56.349
6	1:01.502	+0.366	16:11:57.851
7	1:01.306	+0.170	16:12:59.157
8	1:01.136		16:14:00.293
9	1:02.388	+1.252	16:15:02.681

Runde	Rundenzeit	Diff.	Tageszeit
(42) Manuel Rösch			
1	1:21.904	+21.097	16:06:58.335
2	1:01.975	+1.168	16:08:00.310
3	1:02.416	+1.609	16:09:02.726
4	1:02.064	+1.257	16:10:04.790
5	1:01.512	+0.705	16:11:06.302
6	1:01.290	+0.483	16:12:07.592
7	1:01.641	+0.834	16:13:09.233
8	1:00.807		16:14:10.040
9	1:01.257	+0.450	16:15:11.297

Runde	Rundenzeit	Diff.	Tageszeit
(51*) Selina Liebschner			
1	1:14.359	+5.809	16:06:47.803
2	1:11.292	+2.742	16:07:59.095
3	1:10.305	+1.755	16:09:09.400
4	1:12.011	+3.461	16:10:21.411
5	1:11.068	+2.518	16:11:32.479
6	1:08.550		16:12:41.029
7	1:09.826	+1.276	16:13:50.855
8	1:09.729	+1.179	16:15:00.584

Runde	Rundenzeit	Diff.	Tageszeit
(50) Colin Hufmangel			
1	1:05.301	+6.753	16:06:36.684
2	59.319	+0.771	16:07:36.003
3	59.746	+1.198	16:08:35.749
4	1:00.027	+1.479	16:09:35.776
5	59.704	+1.156	16:10:35.480
6	58.913	+0.365	16:11:34.393
7	59.450	+0.902	16:12:33.843
8	59.555	+1.007	16:13:33.398
9	58.548		16:14:31.946



ADAC Sachsenring 2010

Mini Bike Einsteiger

Sachsenring infield 1,095 Km

2. Rennen A-Finale

18/09/2010 16:40

Rennen (11 Runden) started at 16:43:56

Runde	Rundenzeit	Diff.	Tageszeit
(38) Hannes Soomer			
1	56.820	+5.906	16:44:52.904
2	51.874	+0.960	16:45:44.778
3	51.609	+0.695	16:46:36.387
4	51.252	+0.338	16:47:27.639
5	51.284	+0.370	16:48:18.923
6	51.160	+0.246	16:49:10.083
7	51.039	+0.125	16:50:01.122
8	50.934	+0.020	16:50:52.056
9	50.914		16:51:42.970
10	51.016	+0.102	16:52:33.986
11	51.846	+0.932	16:53:25.832

Runde	Rundenzeit	Diff.	Tageszeit
(46) Jonas Geitner			
1	56.539	+5.574	16:44:52.621
2	51.804	+0.839	16:45:44.425
3	51.565	+0.600	16:46:35.990
4	51.352	+0.387	16:47:27.342
5	51.338	+0.373	16:48:18.680
6	50.998	+0.033	16:49:09.678
7	51.189	+0.224	16:50:00.867
8	50.965		16:50:51.832
9	50.981	+0.016	16:51:42.813
10	50.994	+0.029	16:52:33.807
11	52.912	+1.947	16:53:26.719

Runde	Rundenzeit	Diff.	Tageszeit
(37) Arnaud Friedrich			
1	57.609	+6.135	16:44:55.049
2	52.562	+1.088	16:45:47.611
3	52.689	+1.215	16:46:40.300
4	52.447	+0.973	16:47:32.747
5	52.583	+1.109	16:48:25.330
6	51.975	+0.501	16:49:17.305
7	52.300	+0.826	16:50:09.605
8	52.079	+0.605	16:51:01.684
9	52.079	+0.605	16:51:53.763
10	52.246	+0.772	16:52:46.009
11	51.474		16:53:37.483

Runde	Rundenzeit	Diff.	Tageszeit
(64) Kevin Rofner			
1	57.606	+5.603	16:44:55.306
2	52.803	+0.800	16:45:48.109
3	52.502	+0.499	16:46:40.611
4	52.652	+0.649	16:47:33.263
5	52.444	+0.441	16:48:25.707
6	52.175	+0.172	16:49:17.882
7	52.297	+0.294	16:50:10.179
8	52.021	+0.018	16:51:02.200
9	52.177	+0.174	16:51:54.377
10	52.045	+0.042	16:52:46.422
11	52.003		16:53:38.425

Runde	Rundenzeit	Diff.	Tageszeit
(61) Sebastian Krog			
1	58.285	+6.812	16:44:54.368
2	52.979	+1.506	16:45:47.347
3	52.634	+1.161	16:46:39.981
4	52.521	+1.048	16:47:32.502
5	52.275	+0.802	16:48:24.777
6	52.205	+0.732	16:49:16.982
7	52.379	+0.906	16:50:09.361
8	51.915	+0.442	16:51:01.276
9	52.128	+0.655	16:51:53.404
10	53.648	+2.175	16:52:47.052
11	51.473		16:53:38.525

Runde	Rundenzeit	Diff.	Tageszeit
(69) Matyas Bilek			
1	58.230	+6.450	16:44:55.891
2	52.907	+1.127	16:45:48.798
3	53.017	+1.237	16:46:41.815
4	52.724	+0.944	16:47:34.539
5	53.048	+1.268	16:48:27.587
6	52.566	+0.786	16:49:20.153
7	51.836	+0.056	16:50:11.989
8	52.875	+1.095	16:51:04.864
9	51.780		16:51:56.644
10	52.521	+0.741	16:52:49.165
11	52.003	+0.223	16:53:41.168

Runde	Rundenzeit	Diff.	Tageszeit
(40) Christopher Kogelbauer			
1	58.225	+5.662	16:44:56.250
2	53.480	+0.917	16:45:49.730
3	53.413	+0.850	16:46:43.143
4	53.060	+0.497	16:47:36.203
5	53.112	+0.549	16:48:29.315
6	52.961	+0.398	16:49:22.276
7	52.704	+0.141	16:50:14.980
8	52.872	+0.309	16:51:07.852
9	52.563		16:52:00.415
10	53.055	+0.492	16:52:53.470
11	53.299	+0.736	16:53:46.769

Runde	Rundenzeit	Diff.	Tageszeit
(28) Toni Thurmayer			
1	59.687	+7.003	16:44:57.319
2	53.868	+1.184	16:45:51.187
3	53.110	+0.426	16:46:44.297
4	53.147	+0.463	16:47:37.444
5	53.853	+1.169	16:48:31.297
6	53.455	+0.771	16:49:24.752
7	53.172	+0.488	16:50:17.924
8	52.684		16:51:10.608
9	53.003	+0.319	16:52:03.611
10	52.828	+0.144	16:52:56.439
11	53.369	+0.685	16:53:49.808

Runde	Rundenzeit	Diff.	Tageszeit
(72*) Johannes Dertel			
1	59.274	+5.888	16:44:57.468
2	54.181	+0.795	16:45:51.649
3	53.717	+0.331	16:46:45.366
4	54.119	+0.733	16:47:39.485
5	53.723	+0.337	16:48:33.208
6	53.546	+0.160	16:49:26.754
7	53.386		16:50:20.140
8	53.481	+0.095	16:51:13.621
9	54.024	+0.638	16:52:07.645
10	53.663	+0.277	16:53:01.308
11	53.982	+0.596	16:53:55.290

Runde	Rundenzeit	Diff.	Tageszeit
(41) Tim Maximi Georgi			
1	59.915	+6.399	16:44:59.424
2	54.616	+1.100	16:45:54.040
3	53.987	+0.471	16:46:48.027
4	53.848	+0.332	16:47:41.875
5	53.788	+0.272	16:48:35.663
6	53.671	+0.155	16:49:29.334
7	54.193	+0.677	16:50:23.527
8	54.192	+0.676	16:51:17.719
9	54.314	+0.798	16:52:12.033
10	53.694	+0.178	16:53:05.727
11	53.516		16:53:59.243

Runde	Rundenzeit	Diff.	Tageszeit
(63) Maximilian Sohnus			

Runde	Rundenzeit	Diff.	Tageszeit
1	59.914	+6.527	16:44:58.437
2	54.633	+1.246	16:45:53.070
3	54.410	+1.023	16:46:47.480
4	53.827	+0.440	16:47:41.307
5	54.278	+0.891	16:48:35.585
6	53.670	+0.283	16:49:29.255
7	54.197	+0.810	16:50:23.452
8	53.909	+0.522	16:51:17.361
9	54.377	+0.990	16:52:11.738
10	54.745	+1.358	16:53:06.483
11	53.387		16:53:59.870

Runde	Rundenzeit	Diff.	Tageszeit
(34) Tom Günther			
1	1:00.555	+6.932	16:44:58.895
2	54.568	+0.935	16:45:53.453
3	54.404	+0.781	16:46:47.857
4	54.068	+0.445	16:47:41.925
5	54.479	+0.856	16:48:36.404
6	53.623		16:49:30.027
7	54.116	+0.493	16:50:24.143
8	53.875	+0.252	16:51:18.018
9	54.501	+0.878	16:52:12.519
10	54.345	+0.722	16:53:06.864
11	53.869	+0.246	16:54:00.733

Runde	Rundenzeit	Diff.	Tageszeit
(29) Robin Jörger			
1	59.550	+5.683	16:44:57.872
2	54.785	+0.918	16:45:52.657
3	54.015	+0.148	16:46:46.672
4	54.166	+0.299	16:47:40.838
5	54.107	+0.240	16:48:34.945
6	53.867		16:49:28.812
7	54.411	+0.544	16:50:23.223
8	54.637	+0.770	16:51:17.860
9	54.935	+1.068	16:52:12.795
10	54.179	+0.312	16:53:06.974
11	54.162	+0.295	16:54:01.136

Runde	Rundenzeit	Diff.	Tageszeit
(47) Robin Stehr			
1	58.473	+5.408	16:44:56.770
2	53.636	+0.571	16:45:50.406
3	53.666	+0.601	16:46:44.072
4	53.065		16:47:37.137
5	54.203	+1.138	16:48:31.340
6	53.114	+0.049	16:49:24.454
7	53.070	+0.005	16:50:17.524
8	53.178	+0.113	16:51:10.702
9	1:06.074	+13.009	16:52:16.776
10	54.116	+1.051	16:53:10.892
11	53.606	+0.541	16:54:04.498

Runde	Rundenzeit	Diff.	Tageszeit
(48) Vivien Lorenz			
1	1:01.333	+7.442	16:45:00.114
2	54.926	+1.035	16:45:55.040
3	54.940	+1.049	16:46:49.980
4	55.014	+1.123	16:47:44.994
5	54.759	+0.868	16:48:39.753
6	54.562	+0.671	16:49:34.315
7	54.302	+0.411	16:50:28.617
8	53.937	+0.046	16:51:22.554
9	54.448	+0.557	16:52:17.002
10	54.281	+0.390	16:53:11.283
11	53.891		16:54:05.174

Runde	Rundenzeit	Diff.	Tageszeit
(27) Joscha Max Blin			
1	1:01.128	+6.895	16:45:00.509



ADAC Sachsenring 2010

Mini Bike Einsteiger

Sachsenring infield 1,095 Km

2. Rennen A-Finale

18/09/2010 16:40

Rennen (11 Runden) started at 16:43:56

Runde	Rundenzeit	Diff.	Tageszeit
2	55.501	+1.268	16:45:56.010
3	55.082	+0.849	16:46:51.092
4	54.501	+0.268	16:47:45.593
5	54.748	+0.515	16:48:40.341
6	54.615	+0.382	16:49:34.956
7	54.233		16:50:29.189
8	54.544	+0.311	16:51:23.733
9	54.671	+0.438	16:52:18.404
10	55.079	+0.846	16:53:13.483
11	56.478	+2.245	16:54:09.961

(33) Gabriel Noderer

1	57.073	+5.073	16:44:54.138
2	52.773	+0.773	16:45:46.911
3	52.939	+0.939	16:46:39.850
4	52.345	+0.345	16:47:32.195
5	52.307	+0.307	16:48:24.502
6	52.411	+0.411	16:49:16.913
7	52.061	+0.061	16:50:08.974
8	52.016	+0.016	16:51:00.990
9	52.000		16:51:52.990

(25) Kevin Sieder

1	1:00.383	+6.084	16:44:59.025
2	54.845	+0.546	16:45:53.870
3	1:55.642	+1:01.343	16:47:49.512
4	54.897	+0.598	16:48:44.409
5	55.781	+1.482	16:49:40.190
6	54.820	+0.521	16:50:35.010
7	54.299		16:51:29.309
8	54.546	+0.247	16:52:23.855

Runde Rundenzeit Diff. Tageszeit

Runde Rundenzeit Diff. Tageszeit

ADAC Sachsenring 2010

Mini Bike Einsteiger

Sachsenring infield 1,095 Km

2. Rennen B-Finale

18/09/2010 17:20

Rennen (10 Runden) started at 17:21:53

Runde	Rundenzeit	Diff.	Tageszeit
(30) Philipp Freitag			
1	1:00.576	+5.578	17:22:54.439
2	54.998		17:23:49.437
3	55.466	+0.468	17:24:44.903
4	55.759	+0.761	17:25:40.662
5	55.479	+0.481	17:26:36.141
6	55.906	+0.908	17:27:32.047
7	55.775	+0.777	17:28:27.822
8	55.920	+0.922	17:29:23.742
9	55.543	+0.545	17:30:19.285
10	55.133	+0.135	17:31:14.418

(88) Matthias Meggle			
1	1:00.553	+5.488	17:22:54.724
2	55.525	+0.460	17:23:50.249
3	55.338	+0.273	17:24:45.587
4	55.173	+0.108	17:25:40.760
5	55.520	+0.455	17:26:36.280
6	55.974	+0.909	17:27:32.254
7	55.736	+0.671	17:28:27.990
8	55.970	+0.905	17:29:23.960
9	55.538	+0.473	17:30:19.498
10	55.065		17:31:14.563

(71*) Niklas Sperschneider			
1	1:00.257	+4.909	17:22:54.915
2	56.030	+0.682	17:23:50.945
3	55.454	+0.106	17:24:46.399
4	57.065	+1.717	17:25:43.464
5	56.057	+0.709	17:26:39.521
6	55.844	+0.496	17:27:35.365
7	55.690	+0.342	17:28:31.055
8	55.478	+0.130	17:29:26.533
9	55.688	+0.340	17:30:22.221
10	55.348		17:31:17.569

(32) Lucas Geitner			
1	1:02.112	+7.369	17:22:56.726
2	56.747	+2.004	17:23:53.473
3	56.565	+1.822	17:24:50.038
4	58.606	+3.863	17:25:48.644
5	55.864	+1.121	17:26:44.508
6	55.543	+0.800	17:27:40.051
7	54.855	+0.112	17:28:34.906
8	55.381	+0.638	17:29:30.287
9	54.918	+0.175	17:30:25.205
10	54.743		17:31:19.948

(68*) Timon Salewski			
1	1:04.475	+10.100	17:22:57.598
2	56.537	+2.162	17:23:54.135
3	56.437	+2.062	17:24:50.572
4	57.450	+3.075	17:25:48.022
5	55.781	+1.406	17:26:43.803
6	56.160	+1.785	17:27:39.963
7	54.733	+0.358	17:28:34.696
8	55.576	+1.201	17:29:30.272
9	55.837	+1.462	17:30:26.109
10	54.375		17:31:20.484

(62) Robin Nickel			
1	1:03.794	+7.811	17:22:58.671
2	57.819	+1.836	17:23:56.490
3	56.667	+0.684	17:24:53.157
4	56.693	+0.710	17:25:49.850

5	56.351	+0.368	17:26:46.201
6	57.598	+1.615	17:27:43.799
7	56.101	+0.118	17:28:39.900
8	58.152	+2.169	17:29:38.052
9	56.156	+0.173	17:30:34.208
10	55.983		17:31:30.191

(35) Bastian Ullmann			
1	1:04.829	+8.708	17:22:59.607
2	58.191	+2.070	17:23:57.798
3	57.353	+1.232	17:24:55.151
4	57.271	+1.150	17:25:52.422
5	57.243	+1.122	17:26:49.665
6	57.013	+0.892	17:27:46.678
7	57.139	+1.018	17:28:43.817
8	57.108	+0.987	17:29:40.925
9	56.247	+0.126	17:30:37.172
10	56.121		17:31:33.293

(99*) Moritz Jenkner			
1	1:06.746	+9.144	17:23:02.506
2	59.338	+1.736	17:24:01.844
3	59.816	+2.214	17:25:01.660
4	57.641	+0.039	17:25:59.303
5	57.602		17:26:56.901
6	58.005	+0.403	17:27:54.908
7	58.227	+0.625	17:28:53.135
8	57.782	+0.180	17:29:50.917
9	58.515	+0.913	17:30:49.432
10	58.491	+0.889	17:31:47.923

(45) Kevin Forster			
1	1:05.537	+6.769	17:23:00.894
2	1:00.124	+1.356	17:24:01.018
3	59.729	+0.961	17:25:00.747
4	1:00.255	+1.487	17:26:01.002
5	59.089	+0.321	17:27:00.091
6	59.068	+0.300	17:27:59.159
7	59.484	+0.716	17:28:58.643
8	1:00.550	+1.782	17:29:59.193
9	58.768		17:30:57.961
10	59.128	+0.360	17:31:57.089

(42) Manuel Rösch			
1	1:05.359	+5.667	17:23:02.253
2	1:00.453	+0.761	17:24:02.706
3	1:00.535	+0.843	17:25:03.241
4	1:01.381	+1.689	17:26:04.622
5	1:00.792	+1.100	17:27:05.414
6	1:00.121	+0.429	17:28:05.535
7	1:00.500	+0.808	17:29:06.035
8	1:00.004	+0.312	17:30:06.039
9	1:00.316	+0.624	17:31:06.355
10	59.692		17:32:06.047

(31) Philip Jork			
1	1:04.519	+4.875	17:23:00.358
2	1:00.259	+0.615	17:24:00.617
3	1:01.655	+2.011	17:25:02.272
4	1:00.925	+1.281	17:26:03.197
5	1:01.404	+1.760	17:27:04.601
6	1:00.212	+0.568	17:28:04.813
7	1:00.361	+0.717	17:29:05.174
8	1:00.157	+0.513	17:30:05.331
9	1:01.942	+2.298	17:31:07.273
10	59.644		17:32:06.917

(49) Leon Czichos			
1	1:09.182	+10.019	17:23:05.775
2	1:01.777	+2.614	17:24:07.552
3	59.664	+0.501	17:25:07.216
4	59.469	+0.306	17:26:06.685
5	59.560	+0.397	17:27:06.245
6	59.780	+0.617	17:28:06.025
7	1:00.322	+1.159	17:29:06.347
8	59.997	+0.834	17:30:06.344
9	1:02.226	+3.063	17:31:08.570
10	59.163		17:32:07.733

(50) Colin Hufnagel			
1	1:06.373	+8.249	17:23:11.380
2	1:01.608	+3.484	17:24:12.988
3	59.993	+1.869	17:25:12.981
4	1:00.958	+2.834	17:26:13.939
5	1:00.102	+1.978	17:27:14.041
6	59.872	+1.748	17:28:13.913
7	1:00.556	+2.432	17:29:14.469
8	58.816	+0.692	17:30:13.285
9	59.197	+1.073	17:31:12.482
10	58.124		17:32:10.606

(26) Benjamin Rösch			
1	1:09.324	+9.277	17:23:04.816
2	1:01.673	+1.626	17:24:06.489
3	1:01.972	+1.925	17:25:08.461
4	1:02.176	+2.129	17:26:10.637
5	1:00.859	+0.812	17:27:11.496
6	1:00.505	+0.458	17:28:12.001
7	1:01.005	+0.958	17:29:13.006
8	1:00.047		17:30:13.053
9	1:00.849	+0.802	17:31:13.902
10	1:03.505	+3.458	17:32:17.407

(51*) Selina Liebschner			
1	1:09.456	+3.291	17:23:11.534
2	1:08.630	+2.465	17:24:20.164
3	1:08.056	+1.891	17:25:28.220
4	1:08.243	+2.078	17:26:36.463
5	1:09.591	+3.426	17:27:46.054
6	1:07.309	+1.144	17:28:53.363
7	1:08.506	+2.341	17:30:01.869
8	1:07.038	+0.873	17:31:08.907
9	1:06.165		17:32:15.072

(39) Justin Dornbusch			
1	59.028	+3.174	17:22:53.177
2	55.854		17:23:49.031
3	56.527	+0.673	17:24:45.558

