

Kart-Langstrecke

Nach bester Rundenzeit sortier

VT bis 400 ccm

Hagenwerder 0,000 Km

Freies Training

18.04.2010 09:35

Training started at 9:34:01



Pos	St.Nr.	Klasse	Team	Vorname	Nachname	Wohnort	Beste Zeit	Diff	In Runde	Zweitbeste	Zweite Runde
1	22	B&S	MSG Eberswalde	Olaf	Zimmermann	Templin	41.484		12	41.590	11
2	28	VT 400		Jan	Szautner	Weinböhma	41.889	0.405	6	41.998	7
3	52	VT 400	MSC Hartha e.V.	Steffen	Buschbeck	Hartha	41.926	0.442	5	42.381	4
4	10	VT 400	Moppel Racing	Uwe	Apenburg	Freiberg	42.297	0.813	7	42.688	6
5	63	VT 400		Steffen	Scholz	Niederau	42.302	0.818	9	42.528	8
6	6	VT 400	Kartlangstrecke Sachsen e.V.	Linda	Schreier	Pulsnitz	42.684	1.200	3	44.501	2
7	67	VT 400		Stefan	Weig	Meißen	43.373	1.889	5	43.538	3
8	18	VT 400	MSC Hartha e.V.	Nico	Lorse	Rudelsdorf	44.813	3.329	7	44.845	9



Kart-Langstrecke

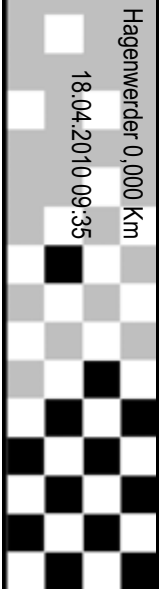
Hagenwerder 0,000 Km

VT bis 400 ccm

Freies Training

18.04.2010 09:35

Training started at 9:34:01



Lap	Lap Tm	Diff	Time of Day	Lap	Lap Tm	Diff	Time of Day	Lap	Lap Tm	Diff	Time of Day
(22) Olaf Zimmermann											
1	48,929	+7,445	9:39:41,004	1	51,725	+6,912	9:34:59,855				
2	43,829	+2,345	9:40:24,833	2	47,185	+2,372	9:35:47,040				
3	42,260	+0,776	9:41:07,093	3	46,404	+1,591	9:36:33,444				
4	42,043	+0,559	9:41:49,136	4	45,181	+0,368	9:37:18,625				
5	42,480	+0,996	9:42:31,616	5	45,090	+0,277	9:38:03,715				
6	2:16,809	+1:35,325	9:44:48,425	6	45,011	+0,198	9:38:48,726				
7	42,965	+1,481	9:45:31,390	7	44,813	+0,198	9:39:33,539				
8	41,786	+0,302	9:46:13,176	8	44,998	+0,185	9:40:18,537				
9	42,115	+0,631	9:46:55,291	9	44,845	+0,032	9:41:03,382				
10	41,780	+0,296	9:47:37,071	10	45,056	+0,243	9:41:48,438				
11	41,590	+0,106	9:48:18,661	11	45,091	+0,278	9:42:33,529				
12	41,484		9:49:00,145	12	45,029	+0,216	9:43:18,558				
13	41,928	+0,444	9:49:42,073								
(28) Jan Szaluner											
1	48,223	+6,334	9:35:39,501								
2	43,264	+1,375	9:36:22,765								
3	42,662	+0,773	9:37:05,427								
4	42,361	+0,472	9:37:47,788								
5	42,174	+0,285	9:38:29,962								
6	41,889		9:39:11,851								
7	41,998	+0,109	9:39:53,849								
8	42,076	+0,187	9:40:36,925								
(32) Steffen Buschbeck											
1	56,061	+13,136	9:35:06,689								
2	45,232	+3,306	9:35:50,931								
3	43,551	+1,625	9:36:34,482								
4	42,381	+0,455	9:37:16,863								
5	41,926		9:37:58,789								
6	42,383	+0,457	9:38:41,172								
(10) Uwe Apenburg											
1	51,116	+8,819	9:36:34,985								
2	45,018	+2,721	9:37:20,003								
3	43,958	+1,661	9:38:03,961								
4	43,327	+1,030	9:38:47,288								
5	43,068	+0,771	9:39:30,356								
6	42,688	+0,391	9:40:13,044								
7	42,297		9:40:55,341								
(33) Steffen Scholz											
1	53,086	+10,784	9:35:18,832								
2	45,818	+3,516	9:36:04,650								
3	43,873	+1,571	9:36:48,523								
4	42,705	+0,403	9:37:31,228								
5	42,646	+0,344	9:38:13,874								
6	42,665	+0,363	9:38:56,539								
7	42,625	+0,323	9:39:39,164								
8	42,528	+0,226	9:40:21,692								
9	42,302		9:41:03,994								
(9) Linda Schreier											
1	49,497	+6,813	9:47:57,587								
2	44,501	+1,817	9:48:42,088								
3	42,684		9:49:24,772								
(67) Stefan Weig											
1	47,235	+3,862	9:35:54,426								
2	44,073	+0,700	9:36:38,499								
3	43,538	+0,165	9:37:22,037								
4	43,552	+0,179	9:38:05,589								
5	43,373		9:38:48,962								
6	43,668	+0,295	9:39:32,630								

Zeitrahemkommissar & Auswertung: D. Schäfer-Söll

Orbits

Rennteller:



Kart-Langstrecke

Nach bester Rundenzeit sortiert

VT bis 400 ccm

Hagenwerder 0,000 Km

Zeittraining

18.04.2010 10:10

Qualifikation started at 10:09:32



Pos	St.Nr.	Klasse	Team	Vorname	Nachname	Wohnort	Beste Zeit	Diff	In Runde	Zweitbeste	Zweite Runde
1	22	B&S	MSG Eberswalde	Olaf	Zimmermann	Templin	41.222		9	41.362	5
2	6	VT 400	Kartlangstrecke Sachsen e.V.	Linda	Schreier	Pulsnitz	41.374	0.152	13	41.394	12
3	52	VT 400	MSC Hartha e.V.	Steffen	Buschbeck	Hartha	41.490	0.268	7	41.529	12
4	28	VT 400		Jan	Szautner	Weinböhla	41.595	0.373	10	41.634	12
5	10	VT 400	Moppel Racing	Uwe	Apenburg	Freiberg	41.787	0.565	5	41.815	6
6	63	VT 400		Steffen	Scholz	Niederau	41.789	0.567	7	41.929	13
7	18	VT 400	MSC Hartha e.V.	Nico	Lorse	Rudelsdorf	44.380	3.158	14	44.535	13
8	67	VT 400		Stefan	Weig	Meißen			0		0

Kart-Langstrecke

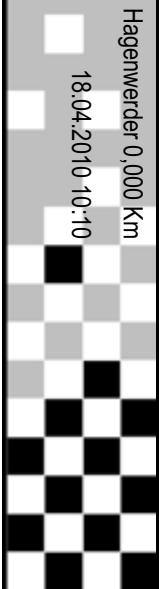
VT bis 400 ccm

Hagenwerder 0,000 Km

Zeittraining

18.04.2010 10:10

Qualifikation started at 10:09:32



Lap	Lap Tm	Diff	Time of Day	Lap	Lap Tm	Diff	Time of Day
(22) Olaf Zimmermann							
1	49,382	+8,160	10:13:27,363	6	41,815	+0,028	10:14:12,167
2	43,167	+1,965	10:14:10,550	7	41,857	+0,070	10:14:54,024
3	41,467	+0,245	10:14:52,017	8	42,189	+0,402	10:15:36,213
4	41,563	+0,341	10:15:33,580	9	42,791	+1,004	10:16:19,004
5	41,362	+0,140	10:16:14,942	10	41,982	+0,195	10:17:00,986
6	41,956	+0,734	10:16:56,898	11	42,306	+0,519	10:17:43,292
7	44,959	+3,737	10:17:41,857	12	42,113	+0,326	10:18:25,405
8	41,579	+0,357	10:18:23,436	13	42,422	+0,635	10:19:07,827
9	41,222		10:19:04,658	14	42,099	+0,312	10:19:49,926
10	41,506	+0,284	10:19:46,164				
(9) Linda Streiner							
1	47,834	+6,460	10:10:38,734	1	48,546	+6,757	10:10:37,326
2	43,442	+2,088	10:11:22,176	2	44,416	+2,627	10:11:21,742
3	42,171	+0,797	10:12:04,347	3	42,255	+0,466	10:12:03,997
4	42,272	+0,898	10:12:46,619	4	43,428	+1,639	10:12:47,425
5	41,751	+0,377	10:13:28,370	5	42,236	+0,447	10:13:29,661
6	41,467	+0,093	10:14:09,837	6	42,066	+0,277	10:14:11,727
7	41,597	+0,223	10:14:51,434	7	41,789		10:14:53,516
8	41,479	+0,105	10:15:32,913	8	42,433	+0,644	10:15:35,949
9	41,401	+0,027	10:16:14,314	9	45,997	+4,208	10:16:21,946
10	42,126	+0,752	10:16:56,440	10	42,452	+0,863	10:17:04,398
11	41,649	+0,275	10:17:38,089	11	42,596	+0,807	10:17:46,994
12	41,394	+0,020	10:18:19,483	12	42,195	+0,406	10:18:29,189
13	41,374		10:19:00,857	13	41,929	+0,140	10:19:11,118
14	41,494	+0,120	10:19:42,351	14	41,931	+0,142	10:19:53,049
(52) Steffen Buschbeck							
1	52,456	+10,966	10:10:44,401	1	49,110	+4,730	10:10:36,046
2	42,741	+1,251	10:11:27,142	2	46,420	+2,040	10:11:22,466
3	41,846	+0,356	10:12:08,988	3	45,214	+0,834	10:12:07,680
4	42,153	+0,663	10:12:51,141	4	45,189	+0,809	10:12:52,869
5	41,696	+0,206	10:13:32,837	5	44,716	+0,336	10:13:37,585
6	41,602	+0,112	10:14:14,439	6	44,615	+0,235	10:14:22,200
7	41,490		10:14:55,929	7	44,666	+0,286	10:15:06,866
8	41,643	+0,153	10:15:37,572	8	44,675	+0,295	10:15:51,541
9	41,985	+0,495	10:16:19,557	9	44,763	+0,383	10:16:36,304
10	45,932	+4,442	10:17:05,489	10	44,587	+0,207	10:17:20,891
11	46,416	+4,926	10:17:51,905	11	44,692	+0,312	10:18:05,583
12	41,529	+0,039	10:18:33,434	12	44,913	+0,533	10:18:50,466
13	41,977	+0,487	10:19:15,411	13	44,535	+0,155	10:19:35,031
14	42,858	+1,368	10:19:58,269	14	44,380		10:20:19,411
(28) Jan Szautner							
1	46,204	+4,609	10:10:34,691				
2	42,748	+1,153	10:11:17,439				
3	42,376	+0,781	10:11:59,815				
4	42,268	+0,673	10:12:42,083				
5	42,173	+0,578	10:13:24,256				
6	41,888	+0,293	10:14:06,144				
7	42,046	+0,451	10:14:48,190				
8	46,448	+4,853	10:15:34,638				
9	41,822	+0,227	10:16:16,460				
10	41,595		10:16:58,055				
11	41,781	+0,186	10:17:39,836				
12	41,634	+0,039	10:18:21,470				
13	41,639	+0,044	10:19:03,109				
(10) Ulve Apenburg							
1	50,114	+8,327	10:10:40,645				
2	43,468	+1,681	10:11:24,113				
3	42,606	+0,819	10:12:06,719				
4	41,846	+0,059	10:12:48,565				
5	41,787		10:13:30,352				

Zeitnahmekommissar & Auswertung: D. Schäfer-Söll

Orbits

Renntleiter:

Kart-Langstrecke

Nach Runden sortiert

VT bis 400 ccm

Hagenwerder 0,000 Km

Sprint

18.04.2010 10:55

Rennen (25 Runden) started at 10:57:26



Pos	StNr.	Team	Vorname	Nachname	Wohnort	Gesamtzeit	Runden	Differenz	Beste Zeit	In Runde	Punkte
B&S											
1	22	MSG Eberswalde	Olaf	Zimmermann	Templin	17:18.873	25		41.078	6	0
VT 400											
1	6	Kartlangstrecke Sachsen e.V.	Linda	Schreier	Pulsnitz	17:19.990	25		41.141	6	20
2	28		Jan	Szautner	Weinböhl	17:30.327	25	10.337	41.551	6	18
3	10	Moppel Racing	Uwe	Apenburg	Freiberg	17:38.653	25	18.663	41.697	23	16
4	63		Steffen	Scholz	Niederau	17:41.110	25	21.120	41.691	13	14
5	18	MSC Hartha e.V.	Nico	Lorse	Rudelsdorf	18:01.910	24	1 Runde	44.509	23	12
6	67		Stefan	Weig	Meißen	17:55.887	23	2 Runden	42.619	5	10
7	52	MSC Hartha e.V.	Steffen	Buschbeck	Hartha	11:48.587	17	8 Runden	41.077	9	8



Kart-Langstrecke


VT bis 400 ccm

Sprint

Rennen (25 Runden) started at 10:57:26

Hagenwerder 0,000 Km

18.04.2010 10:55



Lap	Lap Tm	Diff	Time of Day
(22) Orlaf Zimmermann			
1	43:875	+2:797	10:58:11.930
2	41:685	+0:607	10:58:53.615
3	41:754	+0:676	10:59:35.369
4	41:402	+0:324	11:00:16.771
5	41:544	+0:466	11:00:58.315
6	41:078		11:01:39.393
7	41:276	+0:198	11:02:20.669
8	41:359	+0:281	11:03:02.028
9	41:470	+0:392	11:03:43.498
10	41:235	+0:157	11:04:24.733
11	41:380	+0:302	11:05:06.113
12	41:346	+0:268	11:05:47.459
13	41:269	+0:191	11:06:28.728
14	41:303	+0:225	11:07:10.031
15	41:161	+0:083	11:07:51.192
16	41:515	+0:437	11:08:32.707
17	41:227	+0:149	11:09:13.934
18	41:282	+0:204	11:09:55.216
19	41:219	+0:141	11:10:36.435
20	41:522	+0:444	11:11:17.957
21	41:506	+0:428	11:11:59.463
22	41:250	+0:172	11:12:40.713
23	41:544	+0:466	11:13:22.257
24	41:280	+0:182	11:14:03.517
25	41:367	+0:289	11:14:44.884

Lap	Lap Tm	Diff	Time of Day
11	42:127	+0:576	11:05:10.878
12	41:762	+0:211	11:05:52.640
13	41:834	+0:283	11:06:34.474
14	41:655	+0:104	11:07:16.129
15	41:661	+0:110	11:07:57.790
16	41:658	+0:107	11:08:39.448
17	42:007	+0:456	11:09:21.455
18	42:011	+0:460	11:09:21.455
19	41:863	+0:312	11:10:45.329
20	41:558	+0:007	11:11:26.887
21	41:904	+0:353	11:12:08.791
22	42:088	+0:507	11:12:50.849
23	41:947	+0:396	11:13:32.796
24	41:811	+0:260	11:14:14.607
25	41:731	+0:180	11:14:56.338

Lap	Lap Tm	Diff	Time of Day
(10) Uwe Apenburg			
1	44:160	+2:463	10:58:13.553
2	41:980	+0:283	10:58:55.533
3	41:928	+0:231	10:59:37.461
4	42:197	+0:500	11:00:19.658
5	41:891	+0:194	11:01:01.549
6	41:946	+0:249	11:01:43.495
7	42:673	+0:976	11:02:26.168
8	43:545	+1:848	11:03:09.713
9	42:123	+0:426	11:03:51.836
10	42:088	+0:391	11:04:33.924
11	41:708	+0:011	11:05:15.632
12	42:227	+0:530	11:05:57.859
13	42:109	+0:412	11:06:39.968
14	42:276	+0:579	11:07:22.244
15	42:885	+0:188	11:08:04.129
16	42:208	+0:511	11:08:46.337
17	42:561	+0:864	11:09:28.898
18	42:089	+0:392	11:10:10.987
19	41:891	+0:194	11:10:52.878
20	41:814	+0:117	11:11:34.692
21	41:954	+0:257	11:12:16.646
22	42:088	+0:391	11:12:58.734
23	41:697		11:13:40.431
24	42:265	+0:568	11:14:22.696
25	41:988	+0:271	11:15:04.664

Lap	Lap Tm	Diff	Time of Day
(63) Steffen Scholz			
1	44:374	+2:683	10:58:13.999
2	42:242	+0:551	10:58:56.231
3	41:707	+0:016	10:59:37.938
4	42:069	+0:378	11:00:20.007
5	41:827	+0:138	11:01:01.834
6	41:983	+0:292	11:01:43.817
7	42:527	+0:836	11:02:26.344
8	42:819	+1:128	11:03:08.163
9	42:131	+0:440	11:03:51.294
10	41:884	+0:193	11:04:33.178
11	41:880	+0:139	11:05:15.008
12	41:745	+0:054	11:05:56.753
13	41:691		11:06:38.444
14	42:021	+0:330	11:07:20.465
15	42:022	+0:331	11:08:02.487
16	42:479	+0:788	11:08:44.966
17	42:095	+0:404	11:09:27.061
18	42:140	+0:449	11:10:09.201
19	42:151	+0:460	11:10:51.352
20	42:426	+0:735	11:11:33.778
21	45:005	+3:314	11:12:18.783
22	42:050	+0:359	11:13:00.833

Lap	Lap Tm	Diff	Time of Day
(18) Nico Lorse			
1	46:235	+1:726	10:58:17.511
2	44:943	+0:434	10:59:02.454
3	44:813	+0:304	10:59:47.267
4	44:959	+0:450	11:00:32.226
5	44:970	+0:461	11:01:17.196
6	44:703	+0:194	11:02:01.899
7	44:714	+0:205	11:02:46.613
8	44:911	+0:402	11:03:31.524
9	44:688	+0:159	11:04:16.192
10	44:618	+0:109	11:05:00.810
11	44:688	+0:159	11:05:45.478
12	45:863	+1:354	11:06:31.341
13	44:703	+0:194	11:07:16.044
14	44:675	+0:166	11:08:00.719
15	45:372	+0:863	11:08:46.091
16	44:913	+0:404	11:09:31.004
17	44:606	+0:097	11:10:15.610
18	44:573	+0:064	11:11:00.183
19	44:621	+0:112	11:11:44.804
20	44:913	+0:404	11:12:29.717
21	44:626	+0:117	11:13:14.343
22	44:539	+0:030	11:13:58.882
23	44:509		11:14:43.391
24	44:530	+0:021	11:15:27.921

Lap	Lap Tm	Diff	Time of Day
(67) Steffen Weig			
1	45:097	+2:478	10:59:34.279
2	46:742	+4:123	11:00:21.021
3	42:668	+0:049	11:01:03.689
4	42:777	+0:158	11:01:46.466
5	42:619		11:02:29.085
6	42:704	+0:085	11:03:11.789
7	42:875	+0:256	11:03:54.664
8	42:792	+0:173	11:04:37.456
9	42:954	+0:335	11:05:20.410
10	43:144	+0:525	11:06:03.554
11	42:831	+0:212	11:06:46.365
12	42:854	+0:235	11:07:29.239
13	43:082	+0:463	11:08:12.321
14	42:940	+0:321	11:08:55.261
15	43:092	+0:473	11:09:38.353
16	43:265	+0:646	11:10:21.618
17	43:037	+0:418	11:11:04.655
18	42:848	+0:229	11:11:47.503
19	42:717	+0:098	11:12:30.220
20	42:966	+0:347	11:13:13.186
21	42:978	+0:359	11:13:56.164
22	42:785	+0:166	11:14:38.949
23	42:949	+0:330	11:15:21.898

Lap	Lap Tm	Diff	Time of Day
(52) Steffen Buschbeck			
1	43:829	+2:752	10:58:12.541
2	41:652	+0:575	10:58:54.193
3	41:827	+0:750	10:59:36.020
4	41:610	+0:533	11:00:17.630
5	41:766	+0:689	11:00:59.396
6	41:333	+0:256	11:01:40.729
7	41:283	+0:206	11:02:22.012
8	41:158	+0:081	11:03:03.170
9	41:077		11:03:44.247
10	41:275	+0:198	11:04:25.522

Lap	Lap Tm	Diff	Time of Day
(28) Van Szauner			
1	44:145	+2:594	10:58:13.239
2	41:628	+0:077	10:58:54.867
3	41:581	+0:030	10:59:36.448
4	41:971	+0:420	11:00:18.419
5	41:787	+0:238	11:01:00.206
6	41:551		11:01:41.757
7	41:655	+0:104	11:02:23.412
8	42:036	+0:485	11:03:05.448
9	41:667	+0:116	11:03:47.115
10	41:636	+0:085	11:04:28.751

Zeitnahmekommissar & Auswertung: D. Schäfer-Söll

Rennteller:

Orbits





Kart-Langstrecke

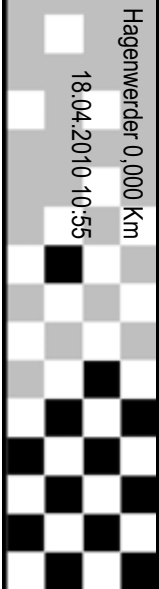
VT bis 400 ccm

Hagenwerder 0,000 Km

Sprint

18.04.2010 10:55

Rennen (25 Runden) started at 10:57:26



Lap	Lap Tm	Diff	Time of Day
11	41,259	+0,182	11:05:06,781
12	41,440	+0,363	11:05:48,221
13	41,346	+0,289	11:06:29,567
14	41,279	+0,202	11:07:10,846
15	41,362	+0,285	11:07:52,208
16	41,269	+0,192	11:08:33,477
17	41,121	+0,044	11:09:14,598

Lap	Lap Tm	Diff	Time of Day
-----	--------	------	-------------

Lap	Lap Tm	Diff	Time of Day
-----	--------	------	-------------

Zeitnahmekommissar & Auswertung: D. Schäfer-Söll

Orbits

Rennerleiter:



Kart-Langstrecke

Nach Runden sortiert

VT bis 400 ccm

Hagenwerder 0,000 Km

Finale

18.04.2010 16:05

Rennen (30 Runden) started at 16:16:00



Pos	StNr.	Team	Vorname	Nachname	Wohnort	Gesamtzeit	Runden	Differenz	Beste Zeit	In Runde	Punkte
B&S											
1	22	MSG Eberswalde	Olaf	Zimmermann	Templin	20:42.543	30		40.819	17	0
VT 400											
1	28		Jan	Szautner	Weinböhla	20:49.066	30		41.129	21	20
2	6	Kartlangstrecke Sachsen e.V.	Linda	Schreier	Pulsnitz	20:51.262	30	2.196	41.201	11	18
3	52	MSC Hartha e.V.	Steffen	Buschbeck	Hartha	21:06.058	30	16.992	40.996	8	16
4	63		Steffen	Scholz	Niederau	21:13.867	30	24.801	41.915	24	14
5	10	Moppel Racing	Uwe	Apenburg	Freiberg	20:45.790	29	1 Runde	41.809	20	12
6	18	MSC Hartha e.V.	Nico	Lorse	Rudelsdorf	20:55.854	27	3 Runden	45.445	27	10
7	67		Stefan	Weig	Meißen	9:27.394	13	17 Runden	42.909	2	8

Kart-Langstrecke

VT bis 400 ccm

Hagenwerder 0,000 Km

Finale

18.04.2010 16:05

Rennen (30 Runden) started at 16:16:00

Lap	Lap Tm	Diff	Time of Day
(22) Orlaf Zimmermann			
1	43:294	+2,465	16:16:47,753
2	41:377	+0,558	16:17:29,130
3	41:619	+0,800	16:18:10,749
4	41:514	+0,695	16:18:52,263
5	41:307	+0,488	16:19:33,570
6	41:285	+0,466	16:20:14,855
7	41:290	+0,471	16:20:56,145
8	41:150	+0,331	16:21:37,295
9	41:365	+0,546	16:22:18,660
10	41:301	+0,482	16:22:59,961
11	40:992	+0,173	16:23:40,953
12	41:239	+0,420	16:24:22,192
13	41:080	+0,261	16:25:03,272
14	41:184	+0,365	16:25:44,456
15	41:679	+0,860	16:26:26,135
16	41:164	+0,345	16:27:07,299
17	40:819		16:27:48,118
18	41:544	+0,725	16:28:29,662
19	41:170	+0,351	16:29:10,832
20	41:164	+0,345	16:29:51,996
21	41:079	+0,260	16:30:33,075
22	41:208	+0,389	16:31:14,283
23	41:165	+0,346	16:31:55,448
24	41:644	+0,825	16:32:37,082
25	41:011	+0,192	16:33:18,103
26	41:157	+0,338	16:33:59,260
27	40:896	+0,077	16:34:40,156
28	41:148	+0,329	16:35:21,304
29	41:086	+0,277	16:36:02,400
30	41:121	+0,302	16:36:43,521

Lap	Lap Tm	Diff	Time of Day
(28) Jan Szauiner			
1	43:017	+1,888	16:16:48,042
2	41:707	+0,578	16:17:29,749
3	41:887	+0,758	16:18:11,636
4	41:288	+0,159	16:18:52,924
5	41:453	+0,324	16:19:34,377
6	41:316	+0,187	16:20:15,693
7	41:466	+0,337	16:20:57,169
8	41:389	+0,260	16:21:38,548
9	42:607	+1,478	16:22:21,155
10	41:311	+0,182	16:23:02,466
11	41:258	+0,129	16:23:43,724
12	41:260	+0,131	16:24:24,984
13	41:186	+0,057	16:25:06,170
14	41:355	+0,226	16:25:47,525
15	41:316	+0,187	16:26:28,841
16	41:433	+0,304	16:27:10,274
17	41:471	+0,342	16:27:51,745
18	41:166	+0,037	16:28:32,911
19	42:106	+0,977	16:29:15,017
20	41:450	+0,321	16:29:56,467
21	41:129		16:30:37,596
22	41:231	+0,102	16:31:18,827
23	41:339	+0,210	16:32:00,166
24	41:493	+0,364	16:32:41,659
25	41:391	+0,262	16:33:23,050
26	41:327	+0,198	16:34:04,377
27	41:425	+0,236	16:34:45,802
28	41:378	+0,249	16:35:27,180
29	41:544	+0,415	16:36:08,724
30	41:320	+0,191	16:36:50,044

Lap	Lap Tm	Diff	Time of Day
(22) Orlaf Zimmermann			
1	44:004	+2,803	16:16:48,398
2	41:574	+0,373	16:17:29,972
3	41:908	+0,707	16:18:11,880
4	41:289	+0,088	16:18:53,169
5	41:415	+0,214	16:19:34,584
6	41:517	+0,316	16:20:16,101
7	41:800	+0,599	16:20:57,901
8	41:618	+0,417	16:21:39,519
9	41:759	+0,558	16:22:21,278
10	41:489	+0,288	16:23:02,767
11	41:201		16:23:43,988
12	41:321	+0,120	16:24:25,289
13	41:366	+0,165	16:25:06,655
14	41:301	+0,100	16:25:47,956
15	41:563	+0,362	16:26:29,519
16	41:382	+0,161	16:27:10,881
17	41:367	+0,166	16:27:52,248
18	41:635	+0,434	16:28:33,883
19	41:472	+0,271	16:29:15,355
20	41:458	+0,257	16:29:56,813
21	41:505	+0,304	16:30:38,318
22	41:283	+0,082	16:31:19,561
23	41:284	+0,083	16:32:00,865
24	41:700	+0,499	16:32:42,565
25	41:706	+0,505	16:33:24,271
26	41:550	+0,349	16:34:05,821
27	41:349	+0,148	16:34:47,170
28	42:026	+0,825	16:35:29,196
29	41:640	+0,439	16:36:10,836
30	41:404	+0,203	16:36:52,240

Lap	Lap Tm	Diff	Time of Day
(28) Jan Szauiner			
1	42,944	+1,948	16:16:48,815
2	41:370	+0,374	16:17:30,185
3	41,919	+0,923	16:18:12,104
4	41,484	+0,488	16:18:53,588
5	41,242	+0,246	16:19:34,830
6	41,481	+0,485	16:20:16,311
7	41,545	+0,549	16:20:57,856
8	40,996		16:21:38,852
9	43,035	+2,039	16:22:21,887
10	41,088	+0,092	16:23:02,975
11	41,196	+0,200	16:23:44,171
12	41,285	+0,289	16:24:25,456
13	41,374	+0,378	16:25:06,830
14	41,229	+0,233	16:25:48,059
15	41,828	+0,832	16:26:29,887
16	41,095	+0,099	16:27:10,982
17	41,427	+0,431	16:27:52,409
18	43,861	+2,865	16:28:36,270
19	41,520	+0,524	16:29:17,790
20	41,379	+0,383	16:29:59,169
21	41,185	+0,189	16:30:40,354
22	41,069	+0,073	16:31:21,423
23	41,504	+0,508	16:32:02,927
24	41,790	+0,794	16:32:44,717
25	41,703	+0,707	16:33:26,420
26	41,983	+0,987	16:34:08,403
27	42,230	+2,234	16:34:50,633
28	42,912	+1,916	16:35:34,545
29	43,831	+2,835	16:36:18,376
30	48,660	+7,664	16:37:07,036

Lap	Lap Tm	Diff	Time of Day
(22) Orlaf Zimmermann			
1	47,351	+1,906	16:16:52,784
2	47,167	+1,722	16:17:39,951
3	46,912	+1,467	16:18:26,863
4	46,692	+1,247	16:19:13,555
5	46,940	+1,495	16:20:00,495

Lap	Lap Tm	Diff	Time of Day
(28) Jan Szauiner			
1	44,356	+2,441	16:16:49,575
2	41,944	+0,029	16:17:31,519

Lap	Lap Tm	Diff	Time of Day
(28) Jan Szauiner			
1	55,231	+13,422	16:17:00,348
2	42,123	+0,314	16:17:42,471
3	41,977	+0,168	16:18:24,448
4	42,108	+0,299	16:19:06,556
5	42,109	+0,300	16:19:48,655
6	41,818	+0,009	16:20:30,483
7	42,742	+0,933	16:21:13,225
8	42,017	+0,208	16:21:55,242
9	42,689	+0,880	16:22:37,931
10	41,919	+0,110	16:23:19,850
11	42,145	+0,336	16:24:01,995
12	42,494	+0,685	16:24:44,489
13	42,222	+0,413	16:25:26,711
14	42,143	+0,334	16:26:08,854
15	42,864	+1,055	16:26:51,718
16	41,946	+0,137	16:27:33,664
17	42,541	+0,732	16:28:16,270
18	42,465	+0,656	16:28:58,605
19	42,382	+0,573	16:29:41,052
20	41,809		16:30:22,861
21	42,073	+0,264	16:31:04,934
22	42,226	+0,417	16:31:47,160
23	42,471	+0,662	16:32:29,631
24	42,566	+0,757	16:33:12,197
25	42,147	+0,338	16:33:54,344
26	42,223	+0,414	16:34:36,567
27	42,282	+0,453	16:35:18,829
28	44,884	+3,075	16:36:03,713
29	43,055	+1,246	16:36:46,768

Lap	Lap Tm	Diff	Time of Day
(28) Jan Szauiner			
1	44,356	+2,441	16:16:49,575
2	41,944	+0,029	16:17:31,519

Lap	Lap Tm	Diff	Time of Day
(28) Jan Szauiner			
1	47,351	+1,906	16:16:52,784
2	47,167	+1,722	16:17:39,951
3	46,912	+1,467	16:18:26,863
4	46,692	+1,247	16:19:13,555
5	46,940	+1,495	16:20:00,495

Kart-Langstrecke

VT bis 400 ccm

Hagenwerder 0,000 Km

Finale

18.04.2010 16:05

Rennen (30 Runden) started at 16:16:00

Lap	Lap Tm	Diff	Time of Day	Lap	Lap Tm	Diff	Time of Day	Lap	Lap Tm	Diff	Time of Day
6	46,869	+1,424	16:20:47,364								
7	46,438	+0,993	16:21:33,802								
8	48,252	+2,807	16:22:22,054								
9	45,829	+0,394	16:23:07,883								
10	46,288	+0,843	16:23:54,171								
11	46,203	+0,758	16:24:40,374								
12	46,075	+0,630	16:25:26,449								
13	46,028	+0,583	16:26:12,477								
14	46,227	+0,782	16:26:58,704								
15	46,179	+0,734	16:27:44,883								
16	46,175	+0,730	16:28:31,058								
17	47,194	+1,749	16:29:18,252								
18	45,999	+0,554	16:30:04,251								
19	45,947	+0,502	16:30:50,198								
20	45,937	+0,492	16:31:36,135								
21	46,051	+0,606	16:32:22,186								
22	45,890	+0,445	16:33:08,076								
23	45,978	+0,533	16:33:54,054								
24	45,907	+0,462	16:34:39,961								
25	45,794	+0,349	16:35:25,755								
26	45,632	+0,187	16:36:11,387								
27	45,445		16:36:56,832								

(67) Stefan Weig

1	44,575	+1,666	16:16:50,632
2	42,909	+0,025	16:17:33,541
3	42,934	+0,097	16:18:16,475
4	43,006	+0,359	16:18:59,481
5	43,288	+0,219	16:19:42,749
6	43,128	+0,189	16:20:25,877
7	43,081	+0,172	16:21:08,958
8	43,078	+0,169	16:21:52,036
9	43,232	+0,323	16:22:35,268
10	43,145	+0,236	16:23:18,413
11	43,267	+0,358	16:24:01,680
12	43,514	+0,605	16:24:45,194
13	43,178	+0,269	16:25:28,372

Zeitnahmekommissar & Auswertung: D. Schäfer-Söll

Orbits

Renntleiter:

Kart-Langstrecke

VT bis 400 ccm

Hagenwerder 0,000 Km

Tageswertung



Pos	St.Nr.	Team	Vorname	Nachname	Wohnort	1. Rennen	2. Rennen	Gesamtpunkte
B&S								
1	22	MSG Eberswalde	Olaf	Zimmermann	Templin	0	0	0
VT 400								
1	28		Jan	Szautner	Weinböhma	18	20	38
2	6	Kartlangstrecke Sachsen e.V.	Linda	Schreier	Pulsnitz	20	18	38
3	63		Steffen	Scholz	Niederau	14	14	28
4	10	Moppel Racing	Uwe	Apenburg	Freiberg	16	12	28
5	52	MSC Hartha e.V.	Steffen	Buschbeck	Hartha	8	16	24
6	18	MSC Hartha e.V.	Nico	Lorse	Rudelsdorf	12	10	22
7	67		Stefan	Weig	Meißen	10	8	18