



PZmotorsport Rennstreckentraining

Nach Runden sortiert

Rennteilnehmer

Sachsenring 3,671 Km

Rennen Gruppe A SBK

25.09.2009 15:45

Rennen (12 Runden)

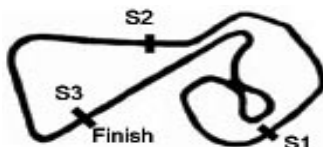
Pos.	St.Nr.	Name	Wohnort	Klasse	Runden	Diff.	Gesamtzeit	Beste Zeit.
1	307	Thomas Müller	St.Egidien	SBK	12	-	18:13.840	1:30.689
2	9	Mario Oertel	Grüna	SBK	12	+4.764	18:18.604	1:30.163
3	98	Oliver Krannich	Speichersdorf	SBK	12	+5.137	18:18.977	1:30.788
4	36	Michael Limmer	Altenkunstadt	SBK	12	+5.629	18:19.469	1:30.876
5	54	Rene Konrad	Rückersdorf	SBK	12	+45.883	18:59.723	1:33.559
6	22	Tobias Junghans	Hohenstein	SBK	12	+57.681	19:11.521	1:34.138
7	78	Ingo Rein	Starsiedel	SBK	12	+1:00.534	19:14.374	1:34.869
8	43	Mike Arlich	Seiffen	SBK	12	+1:00.862	19:14.702	1:35.316
9	19	Stefan Teichmann	Waldenburg	SBK	12	+1:14.176	19:28.016	1:36.261
10	66	Sven Förster	Oberlungwitz	SBK	12	+1:19.197	19:33.037	1:35.963
11	743	Christopher Lehmann	Laasphe	SBK	12	+1:20.124	19:33.964	1:35.855
12	68	Uwe Wächtler	Chemnitz	SBK	12	+1:20.410	19:34.250	1:35.303
13	72	Guido Schlösser	Böhlen	SBK	12	+1:37.670	19:51.510	1:37.956
14	299	Dirk Fritzsch	Werda	SBK	11	1 Runde	18:17.741	1:38.533
15	74	Jan Abschlag	Weimar	SBK	11	+10.150	18:27.891	1:39.360
16	73	Marc Werner	Zschopau	SBK	11	+18.720	18:36.461	1:40.059
nicht gewertet								
NS	67	Klaus Porstmann	Waldenburg	SBK	0	-	----	----
NS	783	Roy Uhlmann	Krumhermersdorf	SBK	0	-	----	----
NS	4	Daniel Rekowski	Chemnitz	SBK	0	-	----	----

Vorsprung	Durchschn.Geschw.	Beste Rundenzeit	Beste Geschw.	Beste Runde von
+4.764	144,982	1:30.163	146,575	[9] Mario Oertel

Zeitnahmekommissar & Auswertung

Orbits 4

Rennleiter



Ergebnisse unter www.zeitnahmeteam.de

Gedruckt: 25.09.2009 16:08:59



PZmotorsport Rennstreckentraining

Rennteilnehmer

Sachsenring 3,671 Km

Rennen Gruppe A SBK

25.09.2009 15:45

Rennen (12 Runden)

Runde	Rundenzeit	Diff.	Tageszeit
(307) Thomas Müller			
1	-:--		15:50:28.238
2	1:30.876	+0.187	15:51:59.114
3	1:30.754	+0.065	15:53:29.868
4	1:31.354	+0.665	15:55:01.222
5	1:31.580	+0.891	15:56:32.802
6	1:30.877	+0.188	15:58:03.679
7	1:31.788	+1.099	15:59:35.467
8	1:30.900	+0.211	16:01:06.367
9	1:31.022	+0.333	16:02:37.389
10	1:30.689	-	16:04:08.078
11	1:30.917	+0.228	16:05:38.995
12	1:31.350	+0.661	16:07:10.345

Runde	Rundenzeit	Diff.	Tageszeit
(9) Mario Oertel			
1	-:--		15:50:29.604
2	1:31.717	+1.554	15:52:01.321
3	1:31.089	+0.926	15:53:32.410
4	1:31.121	+0.958	15:55:03.531
5	1:30.650	+0.487	15:56:34.181
6	1:31.314	+1.151	15:58:05.495
7	1:31.072	+0.909	15:59:36.567
8	1:30.811	+0.648	16:01:07.378
9	1:31.414	+1.251	16:02:38.792
10	1:33.113	+2.950	16:04:11.905
11	1:33.041	+2.878	16:05:44.946
12	1:30.163	-	16:07:15.109

Runde	Rundenzeit	Diff.	Tageszeit
(98) Oliver Krannich			
1	-:--		15:50:28.809
2	1:31.557	+0.769	15:52:00.366
3	1:31.119	+0.331	15:53:31.485
4	1:31.285	+0.497	15:55:02.770
5	1:31.001	+0.213	15:56:33.771
6	1:31.090	+0.302	15:58:04.861
7	1:31.309	+0.521	15:59:36.170
8	1:30.788	-	16:01:06.958
9	1:31.446	+0.658	16:02:38.404
10	1:33.189	+2.401	16:04:11.593
11	1:32.942	+2.154	16:05:44.535
12	1:30.947	+0.159	16:07:15.482

Runde	Rundenzeit	Diff.	Tageszeit
(36) Michael Limmer			
1	-:--		15:50:27.498
2	1:31.433	+0.557	15:51:58.931
3	1:31.383	+0.507	15:53:30.314
4	1:31.442	+0.566	15:55:01.756
5	1:31.331	+0.455	15:56:33.087
6	1:30.931	+0.055	15:58:04.018
7	1:30.920	+0.044	15:59:34.938
8	1:30.876	-	16:01:05.814
9	1:32.094	+1.218	16:02:37.908
10	1:33.237	+2.361	16:04:11.145
11	1:33.542	+2.666	16:05:44.687
12	1:31.287	+0.411	16:07:15.974

Runde	Rundenzeit	Diff.	Tageszeit
(54) Rene Konrad			
1	-:--		15:50:30.110
2	1:33.559	-	15:52:03.669
3	1:34.418	+0.859	15:53:38.087
4	1:34.134	+0.575	15:55:12.221
5	1:35.131	+1.572	15:56:47.352
6	1:35.342	+1.783	15:58:22.694
7	1:35.458	+1.899	15:59:58.152
8	1:35.463	+1.904	16:01:33.615

Runde	Rundenzeit	Diff.	Tageszeit
9	1:35.371	+1.812	16:03:08.986
10	1:35.479	+1.920	16:04:44.465
11	1:35.158	+1.599	16:06:19.623
12	1:36.605	+3.046	16:07:56.228

Runde	Rundenzeit	Diff.	Tageszeit
(22) Tobias Junghans			
1	-:--		15:50:34.677
2	1:36.141	+2.003	15:52:10.818
3	1:36.952	+2.814	15:53:47.770
4	1:36.395	+2.257	15:55:24.165
5	1:36.762	+2.624	15:57:00.927
6	1:35.916	+1.778	15:58:36.843
7	1:35.069	+0.931	16:00:11.912
8	1:36.578	+2.440	16:01:48.490
9	1:35.465	+1.327	16:03:23.955
10	1:35.729	+1.591	16:04:59.684
11	1:34.204	+0.066	16:06:33.888
12	1:34.138	-	16:08:08.026

Runde	Rundenzeit	Diff.	Tageszeit
(78) Ingo Rein			
1	-:--		15:50:35.763
2	1:37.885	+3.016	15:52:13.648
3	1:36.003	+1.134	15:53:49.651
4	1:36.566	+1.697	15:55:26.217
5	1:35.772	+0.903	15:57:01.989
6	1:36.570	+1.701	15:58:38.559
7	1:35.344	+0.475	16:00:13.903
8	1:34.869	-	16:01:48.772
9	1:35.459	+0.590	16:03:24.231
10	1:35.665	+0.796	16:04:59.896
11	1:35.866	+0.997	16:06:35.762
12	1:35.117	+0.248	16:08:10.879

Runde	Rundenzeit	Diff.	Tageszeit
(43) Mike Arlich			
1	-:--		15:50:33.193
2	1:36.465	+1.149	15:52:09.658
3	1:35.987	+0.671	15:53:45.645
4	1:36.029	+0.713	15:55:21.674
5	1:36.457	+1.141	15:56:58.131
6	1:36.775	+1.459	15:58:34.906
7	1:36.705	+1.389	16:00:11.611
8	1:36.755	+1.439	16:01:48.366
9	1:35.316	-	16:03:23.682
10	1:35.904	+0.588	16:04:59.586
11	1:35.806	+0.490	16:06:35.392
12	1:35.815	+0.499	16:08:11.207

Runde	Rundenzeit	Diff.	Tageszeit
(19) Stefan Teichmann			
1	-:--		15:50:36.880
2	1:38.424	+2.163	15:52:15.304
3	1:37.931	+1.670	15:53:53.235
4	1:36.261	-	15:55:29.496
5	1:36.820	+0.559	15:57:06.316
6	1:36.701	+0.440	15:58:43.017
7	1:36.752	+0.491	16:00:19.769
8	1:36.525	+0.264	16:01:56.294
9	1:36.709	+0.448	16:03:33.003
10	1:36.848	+0.587	16:05:09.851
11	1:37.541	+1.280	16:06:47.392
12	1:37.129	+0.868	16:08:24.521

Runde	Rundenzeit	Diff.	Tageszeit
(66) Sven Förster			
1	-:--		15:50:35.672
2	1:38.714	+2.751	15:52:14.386
3	1:38.583	+2.620	15:53:52.969
4	1:38.729	+2.766	15:55:31.698

Runde	Rundenzeit	Diff.	Tageszeit
5	1:38.738	+2.775	15:57:10.436
6	1:38.065	+2.102	15:58:48.501
7	1:37.941	+1.978	16:00:26.442
8	1:36.608	+0.645	16:02:03.050
9	1:35.963	-	16:03:39.013
10	1:37.201	+1.238	16:05:16.214
11	1:37.133	+1.170	16:06:53.347
12	1:36.195	+0.232	16:08:29.542

Runde	Rundenzeit	Diff.	Tageszeit
(743) Christopher Lehmann			
1	-:--		15:50:39.706
2	1:37.801	+1.946	15:52:17.507
3	1:38.368	+2.513	15:53:55.875
4	1:38.765	+2.910	15:55:34.640
5	1:37.971	+2.116	15:57:12.611
6	1:37.006	+1.151	15:58:49.617
7	1:36.125	+0.270	16:00:25.742
8	1:35.855	-	16:02:01.597
9	1:36.602	+0.747	16:03:38.199
10	1:37.604	+1.749	16:05:15.803
11	1:37.750	+1.895	16:06:53.553
12	1:36.916	+1.061	16:08:30.469

Runde	Rundenzeit	Diff.	Tageszeit
(68) Uwe Wächtler			
1	-:--		15:50:36.382
2	1:36.292	+0.989	15:52:12.674
3	1:35.303	-	15:53:47.977
4	1:36.473	+1.170	15:55:24.450
5	1:36.259	+0.956	15:57:00.709
6	1:38.912	+3.609	15:58:39.621
7	1:45.222	+9.919	16:00:24.843
8	1:37.899	+2.596	16:02:02.742
9	1:36.557	+1.254	16:03:39.299
10	1:37.079	+1.776	16:05:16.378
11	1:37.547	+2.244	16:06:53.925
12	1:36.830	+1.527	16:08:30.755

Runde	Rundenzeit	Diff.	Tageszeit
(72) Guido Schlösser			
1	-:--		15:50:36.520
2	1:39.117	+1.161	15:52:15.637
3	1:39.273	+1.317	15:53:54.910
4	1:40.291	+2.335	15:55:35.201
5	1:39.091	+1.135	15:57:14.292
6	1:37.956	-	15:58:52.248
7	1:39.307	+1.351	16:00:31.555
8	1:38.952	+0.996	16:02:10.507
9	1:40.254	+2.298	16:03:50.761
10	1:39.627	+1.671	16:05:30.388
11	1:38.527	+0.571	16:07:08.915
12	1:39.100	+1.144	16:08:48.015

Runde	Rundenzeit	Diff.	Tageszeit
(299) Dirk Fritsch			
1	-:--		15:50:40.655
2	1:40.841	+2.308	15:52:21.496
3	1:38.932	+0.399	15:54:00.428
4	1:39.850	+1.317	15:55:40.278
5	1:39.309	+0.776	15:57:19.587
6	1:39.871	+1.338	15:58:59.458
7	1:39.548	+1.015	16:00:39.006
8	1:38.912	+0.379	16:02:17.918
9	1:38.533	-	16:03:56.451
10	1:38.984	+0.451	16:05:35.435
11	1:38.811	+0.278	16:07:14.246

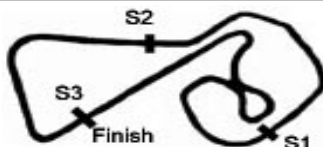
Runde	Rundenzeit	Diff.	Tageszeit
(74) Jan Abschlag			
1	-:--		15:50:40.312

Zeitnahmekommissar & Auswertung

Orbits 4

Rennleiter

Ergebnisse unter www.zeitnahmeteam.de
Gedruckt: 25.09.2009 16:09:18





PZmotorsport Rennstreckentraining

Rennteilnehmer

Sachsenring 3,671 Km

Rennen Gruppe A SBK

25.09.2009 15:45

Rennen (12 Runden)

Runde	Rundenzeit	Diff.	Tageszeit
2	1:41.714	+2.354	15:52:22.026
3	1:41.195	+1.835	15:54:03.221
4	1:40.943	+1.583	15:55:44.164
5	1:40.953	+1.593	15:57:25.117
6	1:40.168	+0.808	15:59:05.285
7	1:40.134	+0.774	16:00:45.419
8	1:40.087	+0.727	16:02:25.506
9	1:39.360	-	16:04:04.866
10	1:39.703	+0.343	16:05:44.569
11	1:39.827	+0.467	16:07:24.396

Runde	Rundenzeit	Diff.	Tageszeit
-------	------------	-------	-----------

Runde	Rundenzeit	Diff.	Tageszeit
-------	------------	-------	-----------

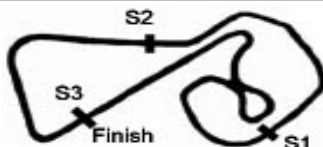
(73) Marc Werner

1	-:--		15:50:39.490
2	1:41.769	+1.710	15:52:21.259
3	1:41.555	+1.496	15:54:02.814
4	1:41.565	+1.506	15:55:44.379
5	1:40.753	+0.694	15:57:25.132
6	1:40.855	+0.796	15:59:05.987
7	1:40.455	+0.396	16:00:46.442
8	1:40.059	-	16:02:26.501
9	1:43.529	+3.470	16:04:10.030
10	1:41.767	+1.708	16:05:51.797
11	1:41.169	+1.110	16:07:32.966

Zeitnahmekommissar & Auswertung

Orbits 4

Rennleiter



Ergebnisse unter www.zeitnahmeteam.de

Gedruckt: 25.09.2009 16:09:18



PZmotorsport Rennstreckentraining

Rennteilnehmer

Sachsenring 3,671 Km

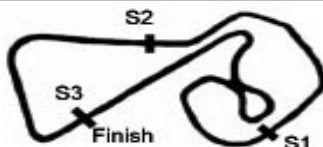
GesamtQualifying Gruppe A SBK

Pos.	St.Nr.	Name	Wohnort	Klasse	Gesamtbestzeit In Lauf		Diff.
1	307	Thomas Müller	St.Egdién	SBK	1:30.532	2.Qualifying Gru	-
2	9	Mario Oertel	Grüna	SBK	1:30.861	2.Qualifying Gru	+0.329
3	36	Michael Limmer	Altenkunstadt	SBK	1:31.149	2.Qualifying Gru	+0.617
4	98	Oliver Krannich	Speichersdorf	SBK	1:31.491	2.Qualifying Gru	+0.959
5	54	Rene Konrad	Rückersdorf	SBK	1:33.547	2.Qualifying Gru	+3.015
6	22	Tobias Junghans	Hohenstein	SBK	1:34.998	2.Qualifying Gru	+4.466
7	67	Klaus Porstmann	Waldenburg	SBK	1:35.142	2.Qualifying Gru	+4.610
8	43	Mike Arlich	Seiffen	SBK	1:35.332	2.Qualifying Gru	+4.800
9	19	Stefan Teichmann	Waldenburg	SBK	1:35.790	2.Qualifying Gru	+5.258
10	78	Ingo Rein	Starsiedel	SBK	1:36.350	2.Qualifying Gru	+5.818
11	66	Sven Förster	Oberlungwitz	SBK	1:36.570	2.Qualifying Gru	+6.038
12	72	Guido Schlösser	Böhlen	SBK	1:37.051	2.Qualifying Gru	+6.519
13	743	Christopher Lehmann	Laasphe	SBK	1:37.465	2.Qualifying Gru	+6.933
14	74	Jan Abschlag	Weimar	SBK	1:37.527	2.Qualifying Gru	+6.995
15	73	Marc Werner	Zschopau	SBK	1:38.638	2.Qualifying Gru	+8.106
16	299	Dirk Fritsch	Werda	SBK	1:39.734	2.Qualifying Gru	+9.202
17	783	Roy Uhlmann	Krumhermersdorf	SBK	1:43.434	1.Qualifying Gru	+12.902
18	90	Mario Kloas	Chemnitz	SBK	1:44.903	1.Qualifying Gru	+14.371
19	4	Daniel Rekowski	Chemnitz	SBK	1:45.259	1.Qualifying Gru	+14.727

Zeitnahmekommissar & Auswertung

Orbits 4

Rennleiter



Ergebnisse unter www.zeitnahmeteam.de

Gedruckt: 25.09.2009 13:01:44

Seite 1/1



PZmotorsport Rennstreckentraining

Nach bester Rundenzeit sortiert

Rennteilnehmer

Sachsenring 3,671 Km

2.Qualifying Gruppe A

25.09.2009 12:30

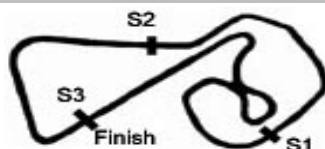
Qualifikation

Pos.	St.Nr.	Name	Klasse	Wohnort	Beste Zeit.	In Runde	Diff.	Abstand
1	307	Thomas Müller	SBK	St.Egidien	1:30.532	4	-	-
2	69	Sebastian Eckner	SSP	Dresden	1:30.706	7	+0.174	+0.174
3	9	Mario Oertel	SBK	Grüna	1:30.861	11	+0.329	+0.155
4	36	Michael Limmer	SBK	Altenkunstadt	1:31.149	3	+0.617	+0.288
5	98	Oliver Krannich	SBK	Speichersdorf	1:31.491	7	+0.959	+0.342
6	71	Ronny Schlosser	SSP	Löben	1:31.954	6	+1.422	+0.463
7	54	Rene Konrad	SBK	Rückersdorf	1:33.547	7	+3.015	+1.593
8	22	Tobias Junghans	SBK	Hohenstein	1:34.998	7	+4.466	+1.451
9	67	Klaus Porstmann	SBK	Waldenburg	1:35.142	6	+4.610	+0.144
10	43	Mike Arlich	SBK	Seiffen	1:35.332	3	+4.800	+0.190
11	19	Stefan Teichmann	SBK	Waldenburg	1:35.790	10	+5.258	+0.458
12	137	Rafat Dospiat	SSP	Rodewich	1:35.828	8	+5.296	+0.038
13	78	Ingo Rein	SBK	Starsiedel	1:36.350	3	+5.818	+0.522
14	21	Andreas Thieme	SSP	Bobbau	1:36.378	5	+5.846	+0.028
15	66	Sven Förster	SBK	Oberlungwitz	1:36.570	10	+6.038	+0.192
16	261	Nadine Heberlein	SSP	Altenkunstadt	1:36.605	6	+6.073	+0.035
17	72	Guido Schlösser	SBK	Böhlen	1:37.051	11	+6.519	+0.446
18	135	Sven Pleier	SSP	Schöneck	1:37.329	6	+6.797	+0.278
19	59	Tino Schellenberg	SSP	Krumhermersdorf	1:37.416	8	+6.884	+0.087
20	743	Christopher Lehmann	SBK	Laasphe	1:37.465	5	+6.933	+0.049
21	74	Jan Abschlag	SBK	Weimar	1:37.527	11	+6.995	+0.062
22	17	Ringo Soffa	SSP	Chemnitz	1:38.218	10	+7.686	+0.691
23	73	Marc Werner	SBK	Zschopau	1:38.638	5	+8.106	+0.420
24	331	Lutz Scheibner	SSP	Lichtenstein	1:38.822	6	+8.290	+0.184
25	56	Jörg Morgenstern	SSP	Rodau	1:39.543	11	+9.011	+0.721
26	299	Dirk Fritzsich	SBK	Werda	1:39.734	4	+9.202	+0.191
27	156	Kay Littmann	SSP	Chemnitz	1:39.900	11	+9.368	+0.166
28	999	Rico Becker	SSP	Magdeburg	1:40.320	3	+9.788	+0.420
29	90	Mario Kloas	SBK	Chemnitz	1:45.677	3	+15.145	+5.357

Zeitnahmekommissar & Auswertung

Orbits 4

Rennleiter



Ergebnisse unter www.zeitnahmeteam.de

Gedruckt: 25.09.2009 13:00:48



PZmotorsport Rennstreckentraining

Rennteilnehmer

Sachsenring 3,671 Km

2.Qualifying Gruppe A

25.09.2009 12:30

Qualifikation

Runde	Rundenzeit	Diff.	Tageszeit
(307) Thomas Müller			
1	1:33.448	+2.916	12:36:54.173
2	1:33.112	+2.580	12:38:27.285
3	1:31.184	+0.652	12:39:58.469
4	1:30.532	-	12:41:29.001
p5	1:41.210	+10.678	12:43:10.212
6	3:49.959	+2:19.427	12:47:00.171
7	1:32.096	+1.564	12:48:32.267
8	1:30.990	+0.458	12:50:03.257
p9	1:41.973	+11.441	12:51:45.231

Runde	Rundenzeit	Diff.	Tageszeit
(69) Sebastian Eckner			
1	1:32.108	+1.402	12:37:42.692
2	1:31.636	+0.930	12:39:14.328
3	1:32.431	+1.725	12:40:46.759
4	1:31.134	+0.428	12:42:17.893
5	1:31.820	+1.114	12:43:49.713
6	1:33.324	+2.618	12:45:23.037
7	1:30.706	-	12:46:53.743
8	1:30.959	+0.253	12:48:24.702
p9	2:17.978	+47.272	12:50:42.681
10	3:38.300	+2:07.594	12:54:20.981
11	1:31.409	+0.703	12:55:52.390
12	1:31.073	+0.367	12:57:23.463
p13	2:22.855	+52.149	12:59:46.319

Runde	Rundenzeit	Diff.	Tageszeit
(9) Mario Oertel			
1	1:35.437	+4.576	12:37:24.983
2	1:33.301	+2.440	12:38:58.284
3	1:34.128	+3.267	12:40:32.412
4	1:33.953	+3.092	12:42:06.365
5	1:31.352	+0.491	12:43:37.717
6	1:36.631	+5.770	12:45:14.348
7	1:32.835	+1.974	12:46:47.183
8	1:33.465	+2.604	12:48:20.648
9	1:33.783	+2.922	12:49:54.431
10	1:31.339	+0.478	12:51:25.770
11	1:30.861	-	12:52:56.631
12	1:30.885	+0.024	12:54:27.516
13	1:34.975	+4.114	12:56:02.491

Runde	Rundenzeit	Diff.	Tageszeit
(36) Michael Limmer			
1	1:32.372	+1.223	12:38:16.474
2	1:31.354	+0.205	12:39:47.828
3	1:31.149	-	12:41:18.977
4	1:31.310	+0.161	12:42:50.287
p5	1:35.915	+4.766	12:44:26.203
6	2:32.013	+1:00.864	12:46:58.216
p7	1:39.350	+8.201	12:48:37.567

Runde	Rundenzeit	Diff.	Tageszeit
(98) Oliver Krannich			
1	1:33.515	+2.024	12:37:46.165
2	1:32.650	+1.159	12:39:18.815
3	1:32.274	+0.783	12:40:51.089
4	1:33.967	+2.476	12:42:25.056
p5	1:40.757	+9.266	12:44:05.814
6	3:01.539	+1:30.048	12:47:07.353
7	1:31.491	-	12:48:38.844

Runde	Rundenzeit	Diff.	Tageszeit
(71) Ronny Schlosser			
1	1:33.337	+1.383	12:38:06.463
2	1:32.210	+0.256	12:39:38.673
3	1:32.219	+0.265	12:41:10.892
4	1:34.353	+2.399	12:42:45.245
5	1:32.399	+0.445	12:44:17.644

Runde	Rundenzeit	Diff.	Tageszeit
6	1:31.954	-	12:45:49.598
7	1:32.623	+0.669	12:47:22.221
p8	1:40.522	+8.568	12:49:02.744

Runde	Rundenzeit	Diff.	Tageszeit
(54) Rene Konrad			
1	1:34.567	+1.020	12:37:47.778
2	1:34.033	+0.486	12:39:21.811
3	1:35.090	+1.543	12:40:56.901
4	1:34.138	+0.591	12:42:31.039
p5	1:44.111	+10.564	12:44:15.151
6	2:10.519	+36.972	12:46:25.670
7	1:33.547	-	12:47:59.217
p8	1:44.593	+11.046	12:49:43.811

Runde	Rundenzeit	Diff.	Tageszeit
(22) Tobias Junghans			
1	1:40.001	+5.003	12:37:17.864
2	1:37.088	+2.090	12:38:54.952
3	1:38.235	+3.237	12:40:33.187
4	1:37.688	+2.690	12:42:10.875
5	1:37.503	+2.505	12:43:48.378
6	1:35.459	+0.461	12:45:23.837
7	1:34.998	-	12:46:58.835
8	1:36.248	+1.250	12:48:35.083
p9	1:47.943	+12.945	12:50:23.027

Runde	Rundenzeit	Diff.	Tageszeit
(67) Klaus Porstmann			
1	1:35.642	+0.500	12:36:57.095
2	1:38.074	+2.932	12:38:35.169
3	1:38.235	+3.093	12:40:13.404
4	1:35.315	+0.173	12:41:48.719
5	1:35.652	+0.510	12:43:24.371
6	1:35.142	-	12:44:59.513
7	1:35.298	+0.156	12:46:34.811
8	1:38.174	+3.032	12:48:12.985
9	1:36.142	+1.000	12:49:49.127
p10	1:50.144	+15.002	12:51:39.272

Runde	Rundenzeit	Diff.	Tageszeit
(43) Mike Arlich			
1	1:37.774	+2.442	12:37:29.038
2	1:36.378	+1.046	12:39:05.416
3	1:35.332	-	12:40:40.748
4	1:37.203	+1.871	12:42:17.951
5	1:36.126	+0.794	12:43:54.077
p6	1:54.591	+19.259	12:45:48.669

Runde	Rundenzeit	Diff.	Tageszeit
(19) Stefan Teichmann			
1	1:38.054	+2.264	12:37:00.700
2	1:37.561	+1.771	12:38:38.261
3	1:37.492	+1.702	12:40:15.753
4	1:36.380	+0.590	12:41:52.133
5	1:36.860	+1.070	12:43:28.993
6	1:35.827	+0.037	12:45:04.820
7	1:36.076	+0.286	12:46:40.896
8	1:36.041	+0.251	12:48:16.937
9	1:38.371	+2.581	12:49:55.308
10	1:35.790	-	12:51:31.098
p11	1:50.466	+14.676	12:53:21.565

Runde	Rundenzeit	Diff.	Tageszeit
(137) Rafat Dospiat			
1	1:39.268	+3.440	12:39:02.071
2	1:37.575	+1.747	12:40:39.646
3	1:37.216	+1.388	12:42:16.862
4	1:36.890	+1.062	12:43:53.752
5	1:35.909	+0.081	12:45:29.661
6	1:37.259	+1.431	12:47:06.920
7	1:36.394	+0.566	12:48:43.314

Runde	Rundenzeit	Diff.	Tageszeit
8	1:35.828	-	12:50:19.142
p9	2:00.213	+24.385	12:52:19.356

Runde	Rundenzeit	Diff.	Tageszeit
(78) Ingo Rein			
1	1:38.348	+1.998	12:37:52.889
2	1:38.793	+2.443	12:39:31.682
3	1:36.350	-	12:41:08.032
4	1:36.353	+0.003	12:42:44.385
5	1:40.179	+3.829	12:44:24.564
p6	1:48.280	+11.930	12:46:12.845
7	2:33.870	+57.520	12:48:46.715
p8	1:46.126	+9.776	12:50:32.842

Runde	Rundenzeit	Diff.	Tageszeit
(21) Andreas Thieme			
1	1:38.358	+1.980	12:37:52.744
2	1:38.850	+2.472	12:39:31.594
3	1:37.233	+0.855	12:41:08.827
4	1:37.370	+0.992	12:42:46.197
5	1:36.378	-	12:44:22.575
6	1:36.433	+0.055	12:45:59.008
7	1:36.940	+0.562	12:47:35.948
8	1:36.842	+0.464	12:49:12.790
9	1:40.807	+4.429	12:50:53.597
10	1:38.046	+1.668	12:52:31.643
p11	1:41.761	+5.383	12:54:13.405

Runde	Rundenzeit	Diff.	Tageszeit
(66) Sven Förster			
1	1:44.337	+7.767	12:37:19.257
2	1:40.670	+4.100	12:38:59.927
3	1:38.746	+2.176	12:40:38.673
4	1:39.902	+3.332	12:42:18.575
5	1:39.476	+2.906	12:43:58.051
6	1:37.324	+0.754	12:45:35.375
7	1:37.507	+0.937	12:47:12.882
8	1:37.431	+0.861	12:48:50.313
9	1:49.922	+13.352	12:50:40.235
10	1:36.570	-	12:52:16.805
p11	1:53.536	+16.966	12:54:10.342

Runde	Rundenzeit	Diff.	Tageszeit
(261) Nadine Heberlein			
1	1:37.442	+0.837	12:37:34.223
2	1:37.554	+0.949	12:39:11.777
3	1:36.684	+0.079	12:40:48.461
4	1:37.034	+0.429	12:42:25.495
5	1:36.881	+0.276	12:44:02.376
6	1:36.605	-	12:45:38.981
p7	1:41.136	+4.531	12:47:20.118
8	3:56.249	+2:19.644	12:51:16.367
9	1:39.794	+3.189	12:52:56.161
10	1:39.079	+2.474	12:54:35.240
11	1:38.341	+1.736	12:56:13.581
12	1:37.217	+0.612	12:57:50.798
p13	1:43.891	+7.286	12:59:34.690

Runde	Rundenzeit	Diff.	Tageszeit
(72) Guido Schlösser			
1	1:41.541	+4.490	12:37:07.714
2	1:42.171	+5.120	12:38:49.885
3	1:43.534	+6.483	12:40:33.419
4	1:41.114	+4.063	12:42:14.533
5	1:40.715	+3.664	12:43:55.248
6	1:39.452	+2.401	12:45:34.700
7	1:38.799	+1.748	12:47:13.499
8	1:37.554	+0.503	12:48:51.053
9	1:39.292	+2.241	12:50:30.345



PZmotorsport Rennstreckentraining

Rennteilnehmer

Sachsenring 3,671 Km

2.Qualifying Gruppe A

25.09.2009 12:30

Qualifikation

Runde	Rundenzeit	Diff.	Tageszeit
12	1:37.352	+0.301	12:55:22.515
13	1:39.111	+2.060	12:57:01.626
p14	1:47.110	+10.059	12:58:48.737

(135) Sven Pleier

1	1:40.131	+2.802	12:38:30.730
2	1:39.037	+1.708	12:40:09.767
3	1:38.772	+1.443	12:41:48.539
4	1:40.114	+2.785	12:43:28.653
5	1:37.515	+0.186	12:45:06.168
6	1:37.329	-	12:46:43.497
7	1:39.111	+1.782	12:48:22.608
8	1:38.326	+0.997	12:50:00.934
9	1:38.302	+0.973	12:51:39.236
10	1:37.882	+0.553	12:53:17.118
p11	1:47.397	+10.068	12:55:04.516

(59) Tino Schellenberg

1	1:47.914	+10.498	12:37:14.461
2	1:39.254	+1.838	12:38:53.715
3	1:38.927	+1.511	12:40:32.642
4	1:38.017	+0.601	12:42:10.659
5	1:37.783	+0.367	12:43:48.442
6	1:38.032	+0.616	12:45:26.474
7	1:40.270	+2.854	12:47:06.744
8	1:37.416	-	12:48:44.160
9	1:38.758	+1.342	12:50:22.918
10	1:38.129	+0.713	12:52:01.047

(743) Christopher Lehmann

1	1:40.760	+3.295	12:36:39.842
2	1:40.056	+2.591	12:38:19.898
3	1:38.773	+1.308	12:39:58.671
4	1:39.018	+1.553	12:41:37.689
5	1:37.465	-	12:43:15.154
6	1:38.318	+0.853	12:44:53.472
7	1:37.570	+0.105	12:46:31.042
p8	1:47.036	+9.571	12:48:18.079

(74) Jan Abschlag

1	1:39.174	+1.647	12:36:54.130
2	1:40.953	+3.426	12:38:35.083
3	1:38.112	+0.585	12:40:13.195
4	1:38.662	+1.135	12:41:51.857
5	1:38.165	+0.638	12:43:30.022
6	1:38.773	+1.246	12:45:08.795
7	1:38.469	+0.942	12:46:47.264
8	1:37.549	+0.022	12:48:24.813
9	1:38.730	+1.203	12:50:03.543
10	1:41.552	+4.025	12:51:45.095
11	1:37.527	-	12:53:22.622
12	1:38.355	+0.828	12:55:00.977
p13	1:46.031	+8.504	12:56:47.009

(17) Ringo Sofa

1	1:41.718	+3.500	12:38:26.911
2	1:40.373	+2.155	12:40:07.284
3	1:38.303	+0.085	12:41:45.587
4	1:38.671	+0.453	12:43:24.258
5	1:39.871	+1.653	12:45:04.129
6	1:39.048	+0.830	12:46:43.177
7	1:39.337	+1.119	12:48:22.514
8	1:39.622	+1.404	12:50:02.136
9	1:39.044	+0.826	12:51:41.180
10	1:38.218	-	12:53:19.398
p11	1:46.613	+8.395	12:55:06.012

(73) Marc Werner

1	1:41.803	+3.165	12:37:07.085
2	1:41.132	+2.494	12:38:48.217
3	1:39.427	+0.789	12:40:27.644
4	1:38.656	+0.018	12:42:06.300
5	1:38.638	-	12:43:44.938
6	1:38.719	+0.081	12:45:23.657
p7	1:51.389	+12.751	12:47:15.047

(331) Lutz Scheibner

1	1:43.500	+4.678	12:37:26.585
2	1:40.808	+1.986	12:39:07.393
3	1:39.922	+1.100	12:40:47.315
4	1:38.998	+0.176	12:42:26.313
5	1:39.567	+0.745	12:44:05.880
6	1:38.822	-	12:45:44.702
7	1:39.049	+0.227	12:47:23.751
p8	1:47.190	+8.368	12:49:10.942

(56) Jörg Morgenstern

1	1:41.597	+2.054	12:36:38.551
2	1:40.655	+1.112	12:38:19.206
3	1:41.367	+1.824	12:40:00.573
4	1:39.548	+0.005	12:41:40.121
5	1:40.140	+0.597	12:43:20.261
6	1:40.810	+1.267	12:45:01.071
7	1:41.051	+1.508	12:46:42.122
8	1:39.917	+0.374	12:48:22.039
9	1:39.602	+0.059	12:50:01.641
10	1:42.954	+3.411	12:51:44.595
11	1:39.543	-	12:53:24.138
p12	1:47.914	+8.371	12:55:12.053

(299) Dirk Fritsch

1	1:41.723	+1.989	12:38:34.670
2	1:40.849	+1.115	12:40:15.519
3	1:40.176	+0.442	12:41:55.695
4	1:39.734	-	12:43:35.429
5	1:40.587	+0.853	12:45:16.016
6	1:40.060	+0.326	12:46:56.076
7	1:40.589	+0.855	12:48:36.665
8	1:40.358	+0.624	12:50:17.023
9	1:40.667	+0.933	12:51:57.690
10	1:40.927	+1.193	12:53:38.617
11	1:42.280	+2.546	12:55:20.897
12	1:40.437	+0.703	12:57:01.334
p13	1:44.496	+4.762	12:58:45.831

(156) Kay Littmann

1	1:43.296	+3.396	12:36:44.331
2	1:42.317	+2.417	12:38:26.648
3	1:40.794	+0.894	12:40:07.442
4	1:40.741	+0.841	12:41:48.183
5	1:40.344	+0.444	12:43:28.527
6	1:41.106	+1.206	12:45:09.633
7	1:40.994	+1.094	12:46:50.627
8	1:40.318	+0.418	12:48:30.945
9	1:41.286	+1.386	12:50:12.231
10	1:41.739	+1.839	12:51:53.970
11	1:39.900	-	12:53:33.870
12	1:46.616	+6.716	12:55:20.486
p13	1:52.885	+12.985	12:57:13.372

(999) Rico Becker

1	1:43.349	+3.029	12:37:06.128
---	-----------------	--------	--------------

2	1:41.723	+1.403	12:38:47.851
3	1:40.320	-	12:40:28.171
4	1:41.357	+1.037	12:42:09.528
p5	2:02.241	+21.921	12:44:11.770
6	4:50.999	+3:10.679	12:49:02.769
7	1:42.932	+2.612	12:50:45.701
8	1:41.735	+1.415	12:52:27.436
9	1:41.292	+0.972	12:54:08.728
10	1:44.625	+4.305	12:55:53.353
11	1:43.768	+3.448	12:57:37.121
p12	2:14.932	+34.612	12:59:52.054

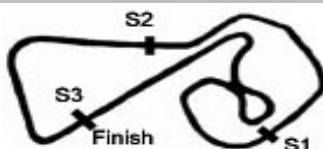
(90) Mario Kloas

1	1:51.605	+5.928	12:39:20.541
2	1:47.454	+1.777	12:41:07.995
3	1:45.677	-	12:42:53.672
4	1:46.929	+1.252	12:44:40.601
5	1:47.893	+2.216	12:46:28.494
6	1:46.059	+0.382	12:48:14.553
7	1:46.167	+0.490	12:50:00.720
8	1:45.882	+0.205	12:51:46.602
9	1:46.204	+0.527	12:53:32.806
p10	1:53.217	+7.540	12:55:26.024

Zeitnahmekommissar & Auswertung

Orbits 4

Rennleiter





PZmotorsport Rennstreckentraining

Nach bester Rundenzeit sortiert

Rennteilnehmer

Sachsenring 3,671 Km

1.Qualifying Gruppe A

25.09.2009 11:25

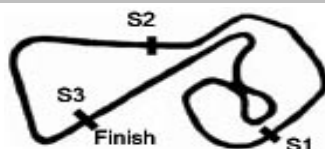
Qualifikation

Pos.	St.Nr.	Name	Klasse	Wohnort	Beste Zeit.	In Runde	Diff.	Abstand
1	69	Sebastian Eckner	SSP	Dresden	1:31.852	3	-	-
2	307	Thomas Müller	SBK	St.Egidien	1:31.975	4	+0.123	+0.123
3	36	Michael Limmer	SBK	Altenkunstadt	1:32.453	7	+0.601	+0.478
4	71	Ronny Schlosser	SSP	Löben	1:33.168	2	+1.316	+0.715
5	9	Mario Oertel	SBK	Grüna	1:34.586	6	+2.734	+1.418
6	98	Oliver Krannich	SBK	Speichersdorf	1:34.659	6	+2.807	+0.073
7	54	Rene Konrad	SBK	Rückersdorf	1:36.589	6	+4.737	+1.930
8	22	Tobias Junghans	SBK	Hohenstein	1:36.636	7	+4.784	+0.047
9	66	Sven Förster	SBK	Oberlungwitz	1:37.849	8	+5.997	+1.213
10	67	Klaus Porstmann	SBK	Waldenburg	1:38.250	3	+6.398	+0.401
11	137	Rafat Dospiat	SBK	Rodewich	1:38.402	8	+6.550	+0.152
12	17	Ringo Soffa	SSP	Chemnitz	1:38.430	8	+6.578	+0.028
13	19	Stefan Teichmann	SBK	Waldenburg	1:38.937	5	+7.085	+0.507
14	74	Jan Abschlag	SBK	Weimar	1:39.397	5	+7.545	+0.460
15	135	Sven Pleier	SSP	Schöneck	1:39.509	5	+7.657	+0.112
16	59	Tino Schellenberg	SSP	Krumhermersdorf	1:39.595	8	+7.743	+0.086
17	21	Andreas Thieme	SSP	Bobbau	1:39.958	8	+8.106	+0.363
18	261	Nadine Heberlein	SSP	Altenkunstadt	1:40.026	8	+8.174	+0.068
19	110	Sven Schönemann	SSP	Neuwürschnitz	1:40.167	3	+8.315	+0.141
20	43	Mike Arlich	SBK	Seiffen	1:40.305	1	+8.453	+0.138
21	299	Dirk Fritzsich	SBK	Werda	1:40.400	8	+8.548	+0.095
22	73	Marc Werner	SBK	Zschopau	1:40.504	4	+8.652	+0.104
23	56	Jörg Morgenstern	SSP	Rodau	1:40.606	8	+8.754	+0.102
24	999	Rico Becker	SSP	Magdeburg	1:41.383	8	+9.531	+0.777
25	331	Lutz Scheibner	SSP	Lichtenstein	1:41.433	7	+9.581	+0.050
26	78	Ingo Rein	SBK	Starsiedel	1:41.912	6	+10.060	+0.479
27	72	Guido Schlösser	SBK	Böhlen	1:42.249	5	+10.397	+0.337
28	743	Christopher Lehmann	SBK	Laasphe	1:42.762	3	+10.910	+0.513
29	783	Roy Uhlmann	SBK	Krumhermersdorf	1:43.434	5	+11.582	+0.672
30	90	Mario Kloas	SBK	Chemnitz	1:44.903	8	+13.051	+1.469
31	156	Kay Littmann	SSP	Chemnitz	1:44.935	7	+13.083	+0.032
32	4	Daniel Rekowski	SBK	Chemnitz	1:45.259	8	+13.407	+0.324

Zeitnahmekommissar & Auswertung

Orbits 4

Rennleiter



Ergebnisse unter www.zeitnahmeteam.de

Gedruckt: 25.09.2009 11:47:34

Motorsport und mehr. Seite 1/1



PZmotorsport Rennstreckentraining

Rennteilnehmer

Sachsenring 3,671 Km

1. Qualifying Gruppe A

25.09.2009 11:25

Qualifikation

Runde	Rundenzeit	Diff.	Tageszeit
(69) Sebastian Eckner			
1	1:33.271	+1.419	11:33:13.468
2	1:33.442	+1.590	11:34:46.910
3	1:31.852	-	11:36:18.762
4	1:32.928	+1.076	11:37:51.690
p5	1:51.066	+19.214	11:39:42.757
6	5:20.761	+3:48.909	11:45:03.518
p7	1:51.067	+19.215	11:46:54.586
(307) Thomas Müller			
1	1:35.218	+3.243	11:33:19.555
2	1:32.559	+0.584	11:34:52.114
3	1:35.159	+3.184	11:36:27.273
4	1:31.975	-	11:37:59.248
p5	1:43.280	+11.305	11:39:42.529
6	3:33.021	+2:01.046	11:43:15.550
p7	1:42.908	+10.933	11:44:58.459
(36) Michael Limmer			
1	1:39.728	+7.275	11:31:57.645
2	1:34.864	+2.411	11:33:32.509
p3	1:38.414	+5.961	11:35:10.924
4	2:33.229	+1:00.776	11:37:44.153
5	1:38.094	+5.641	11:39:22.247
6	1:33.723	+1.270	11:40:55.970
7	1:32.453	-	11:42:28.423
p8	1:38.414	+5.961	11:44:06.838
(71) Ronny Schlosser			
1	1:35.501	+2.333	11:34:49.685
2	1:33.168	-	11:36:22.853
3	1:34.305	+1.137	11:37:57.158
p4	1:44.299	+11.131	11:39:41.458
5	1:57.464	+24.296	11:41:38.922
6	1:35.682	+2.514	11:43:14.604
7	1:34.800	+1.632	11:44:49.404
p8	1:53.616	+20.448	11:46:43.021
(9) Mario Oertel			
1	1:41.584	+6.998	11:32:42.508
2	1:36.114	+1.528	11:34:17.622
3	1:40.925	+6.339	11:35:58.547
4	1:38.166	+3.580	11:37:36.713
5	1:36.210	+1.624	11:39:12.923
6	1:34.586	-	11:40:47.509
7	1:40.178	+5.592	11:42:27.687
8	1:35.818	+1.232	11:44:03.505
p9	1:50.944	+16.358	11:45:54.450
(98) Oliver Krannich			
1	1:39.515	+4.856	11:32:42.426
2	1:36.019	+1.360	11:34:18.445
3	1:41.521	+6.862	11:35:59.966
4	1:38.385	+3.726	11:37:38.351
5	1:34.874	+0.215	11:39:13.225
6	1:34.659	-	11:40:47.884
7	1:38.886	+4.227	11:42:26.770
8	1:39.856	+5.197	11:44:06.626
p9	1:48.739	+14.080	11:45:55.366
(54) Rene Konrad			
1	1:41.159	+4.570	11:32:24.233
2	1:44.813	+8.224	11:34:09.046
3	1:38.397	+1.808	11:35:47.443
4	1:37.869	+1.280	11:37:25.312

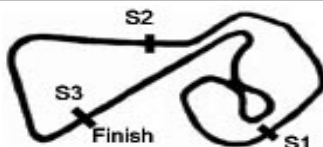
Runde	Rundenzeit	Diff.	Tageszeit
5	1:38.329	+1.740	11:39:03.641
6	1:36.589	-	11:40:40.230
p7	1:43.710	+7.121	11:42:23.941
(22) Tobias Junghans			
1	1:42.925	+6.289	11:33:19.018
2	1:38.888	+2.252	11:34:57.906
3	1:37.943	+1.307	11:36:35.849
4	1:38.859	+2.223	11:38:14.708
p5	1:47.078	+10.442	11:40:01.787
6	3:38.988	+2:02.352	11:43:40.775
7	1:36.636	-	11:45:17.411
(66) Sven Förster			
1	1:43.423	+5.574	11:32:56.243
2	1:41.713	+3.864	11:34:37.956
3	1:40.676	+2.827	11:36:18.632
4	1:40.232	+2.383	11:37:58.864
5	1:40.178	+2.329	11:39:39.042
6	1:40.261	+2.412	11:41:19.303
7	1:39.787	+1.938	11:42:59.090
8	1:37.849	-	11:44:36.939
p9	2:10.127	+32.278	11:46:47.067
(67) Klaus Porstmann			
1	1:39.350	+1.100	11:33:42.955
2	1:40.751	+2.501	11:35:23.706
3	1:38.250	-	11:37:01.956
4	1:40.579	+2.329	11:38:42.535
5	1:38.777	+0.527	11:40:21.312
6	1:39.467	+1.217	11:42:00.779
p7	1:50.763	+12.513	11:43:51.543
(137) Rafat Dospjat			
1	1:45.487	+7.085	11:32:22.553
2	1:47.999	+9.597	11:34:10.552
3	1:47.027	+8.625	11:35:57.579
4	1:40.841	+2.439	11:37:38.420
5	1:39.740	+1.338	11:39:18.160
6	1:39.142	+0.740	11:40:57.302
7	1:39.167	+0.765	11:42:36.469
8	1:38.402	-	11:44:14.871
p9	2:09.559	+31.157	11:46:24.431
(17) Ringo Soffa			
1	1:46.732	+8.302	11:32:19.265
2	1:41.117	+2.687	11:34:00.382
3	1:39.781	+1.351	11:35:40.163
4	1:40.720	+2.290	11:37:20.883
5	1:39.012	+0.582	11:38:59.895
6	1:38.912	+0.482	11:40:38.807
7	1:39.102	+0.672	11:42:17.909
8	1:38.430	-	11:43:56.339
p9	1:48.834	+10.404	11:45:45.174
(19) Stefan Teichmann			
1	2:01.453	+22.516	11:35:20.948
2	1:47.265	+8.328	11:37:08.213
3	1:40.634	+1.697	11:38:48.847
4	1:39.579	+0.642	11:40:28.426
5	1:38.937	-	11:42:07.363
6	1:39.439	+0.502	11:43:46.802
p7	1:49.344	+10.407	11:45:36.147
(74) Jan Abschlag			
1	1:42.536	+3.139	11:32:23.843

Runde	Rundenzeit	Diff.	Tageszeit
2	1:46.615	+7.218	11:34:10.458
3	1:48.194	+8.797	11:35:58.652
4	1:40.530	+1.133	11:37:39.182
5	1:39.397	-	11:39:18.579
6	1:40.251	+0.854	11:40:58.830
7	1:39.417	+0.020	11:42:38.247
8	1:40.119	+0.722	11:44:18.366
p9	2:08.295	+28.898	11:46:26.662
(135) Sven Pleier			
1	1:45.031	+5.522	11:32:23.211
2	1:46.840	+7.331	11:34:10.051
3	1:47.056	+7.547	11:35:57.107
4	1:40.782	+1.273	11:37:37.889
5	1:39.509	-	11:39:17.398
6	1:40.129	+0.620	11:40:57.527
7	1:40.831	+1.322	11:42:38.358
8	1:40.303	+0.794	11:44:18.661
p9	1:55.525	+16.016	11:46:14.187
(59) Tino Schellenberg			
1	1:57.460	+17.865	11:32:45.517
2	1:46.735	+7.140	11:34:32.252
3	1:42.582	+2.987	11:36:14.834
4	1:41.216	+1.621	11:37:56.050
5	1:42.882	+3.287	11:39:38.932
6	1:43.639	+4.044	11:41:22.571
7	1:44.343	+4.748	11:43:06.914
8	1:39.595	-	11:44:46.509
p9	2:10.478	+30.883	11:46:56.988
(21) Andreas Thieme			
1	1:46.319	+6.361	11:32:32.374
2	1:42.790	+2.832	11:34:15.164
3	1:46.371	+6.413	11:36:01.535
4	1:43.603	+3.645	11:37:45.138
5	1:42.007	+2.049	11:39:27.145
6	1:41.858	+1.900	11:41:09.003
7	1:40.523	+0.565	11:42:49.526
8	1:39.958	-	11:44:29.484
p9	2:01.716	+21.758	11:46:31.201
(261) Nadine Heberlein			
1	1:53.496	+13.470	11:32:18.952
2	1:50.807	+10.781	11:34:09.759
3	1:48.322	+8.296	11:35:58.081
4	1:46.396	+6.370	11:37:44.477
5	1:42.267	+2.241	11:39:26.744
6	1:43.136	+3.110	11:41:09.880
7	1:41.663	+1.637	11:42:51.543
8	1:40.026	-	11:44:31.569
p9	2:01.271	+21.245	11:46:32.841
(110) Sven Schönemann			
1	1:44.562	+4.395	11:33:08.626
2	1:41.286	+1.119	11:34:49.912
3	1:40.167	-	11:36:30.079
p4	1:45.499	+5.332	11:38:15.579
(43) Mike Arlich			
1	1:40.305	-	11:33:42.825
2	1:42.955	+2.650	11:35:25.780
p3	1:44.170	+3.865	11:37:09.951
p4	3:54.703	+2:14.398	11:41:04.654
(299) Dirk Fritsch			

Zeitnahmekommissar & Auswertung

Rennleiter

Ergebnisse unter www.zeitnahmeteam.de
Gedruckt: 25.09.2009 11:47:56





PZmotorsport Rennstreckentraining

Rennteilnehmer

Sachsenring 3,671 Km

1. Qualifying Gruppe A

25.09.2009 11:25

Qualifikation

Runde	Rundenzeit	Diff.	Tageszeit
1	1:44.379	+3.979	11:32:22.665
2	1:45.229	+4.829	11:34:07.894
3	1:41.974	+1.574	11:35:49.868
4	1:42.107	+1.707	11:37:31.975
5	1:41.763	+1.363	11:39:13.738
6	1:42.272	+1.872	11:40:56.010
7	1:41.118	+0.718	11:42:37.128
8	1:40.400	-	11:44:17.528
p9	2:34.384	+53.984	11:46:51.913

(73) Marc Werner

1	1:43.454	+2.950	11:33:51.516
2	1:41.200	+0.696	11:35:32.716
3	1:41.638	+1.134	11:37:14.354
4	1:40.504	-	11:38:54.858
p5	2:01.576	+21.072	11:40:56.435

(56) Jörg Morgenstern

1	1:46.587	+5.981	11:32:42.286
2	1:42.934	+2.328	11:34:25.220
3	1:43.939	+3.333	11:36:09.159
4	1:41.744	+1.138	11:37:50.903
5	1:42.309	+1.703	11:39:33.212
6	1:45.244	+4.638	11:41:18.456
7	1:42.064	+1.458	11:43:00.520
8	1:40.606	-	11:44:41.126
p9	1:59.458	+18.852	11:46:40.585

(999) Rico Becker

1	1:46.231	+4.848	11:32:31.464
2	1:44.006	+2.623	11:34:15.470
3	1:46.672	+5.289	11:36:02.142
4	1:44.577	+3.194	11:37:46.719
5	1:44.839	+3.456	11:39:31.558
6	1:41.526	+0.143	11:41:13.084
7	1:42.190	+0.807	11:42:55.274
8	1:41.383	-	11:44:36.657
p9	2:01.492	+20.109	11:46:38.150

(331) Lutz Scheibner

1	1:55.001	+13.568	11:33:39.713
2	1:49.717	+8.284	11:35:29.430
3	1:46.270	+4.837	11:37:15.700
4	1:43.929	+2.496	11:38:59.629
5	1:43.566	+2.133	11:40:43.195
6	1:41.492	+0.059	11:42:24.687
7	1:41.433	-	11:44:06.120
p8	2:19.077	+37.644	11:46:25.198

(78) Ingo Rein

1	1:46.375	+4.463	11:32:32.592
2	1:43.234	+1.322	11:34:15.826
3	1:45.833	+3.921	11:36:01.659
4	1:43.685	+1.773	11:37:45.344
5	1:41.975	+0.063	11:39:27.319
6	1:41.912	-	11:41:09.231
p7	1:50.904	+8.992	11:43:00.136

(72) Guido Schlösser

1	1:44.693	+2.444	11:33:53.897
2	1:44.009	+1.760	11:35:37.906
3	1:43.142	+0.893	11:37:21.048
4	1:43.289	+1.040	11:39:04.337
5	1:42.249	-	11:40:46.586
6	1:42.767	+0.518	11:42:29.353
7	1:42.528	+0.279	11:44:11.881

Runde	Rundenzeit	Diff.	Tageszeit
p8	1:48.321	+6.072	11:46:00.203
(743) Christopher Lehmann			
1	1:44.454	+1.692	11:33:30.861
2	1:43.579	+0.817	11:35:14.440
3	1:42.762	-	11:36:57.202
p4	1:56.042	+13.280	11:38:53.245

(783) Roy Uhlmann

1	1:49.488	+6.054	11:32:17.297
2	1:43.938	+0.504	11:34:01.235
3	1:44.392	+0.958	11:35:45.627
4	1:43.759	+0.325	11:37:29.386
5	1:43.434	-	11:39:12.820
p6	1:52.409	+8.975	11:41:05.230

(90) Mario Kloas

1	1:48.181	+3.278	11:32:22.435
2	1:49.674	+4.771	11:34:12.109
3	1:49.180	+4.277	11:36:01.289
4	1:46.216	+1.313	11:37:47.505
5	1:47.367	+2.464	11:39:34.872
6	1:46.599	+1.696	11:41:21.471
7	1:46.621	+1.718	11:43:08.092
8	1:44.903	-	11:44:52.995
p9	1:58.021	+13.118	11:46:51.017

(156) Kay Littmann

1	1:47.105	+2.170	11:32:34.920
2	1:45.049	+0.114	11:34:19.969
3	1:45.940	+1.005	11:36:05.909
4	1:45.651	+0.716	11:37:51.560
5	1:45.167	+0.232	11:39:36.727
6	1:45.092	+0.157	11:41:21.819
7	1:44.935	-	11:43:06.754
8	1:45.394	+0.459	11:44:52.148
p9	2:07.481	+22.546	11:46:59.630

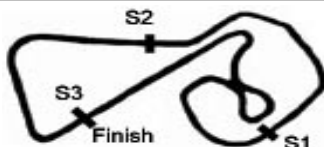
(4) Daniel Rekowski

1	1:48.623	+3.364	11:32:22.090
2	1:46.999	+1.740	11:34:09.089
3	1:51.634	+6.375	11:36:00.723
4	1:45.628	+0.369	11:37:46.351
5	1:45.947	+0.688	11:39:32.298
6	1:46.259	+1.000	11:41:18.557
7	1:47.862	+2.603	11:43:06.419
8	1:45.259	-	11:44:51.678
p9	2:15.475	+30.216	11:47:07.154

Zeitnahmekommissar & Auswertung

Orbits 4

Rennleiter





PZmotorsport Rennstreckentraining

Nach bester Rundenzeit sortiert

Rennteilnehmer

Sachsenring 3,671 Km

2.Freies Training Gruppe A

25.09.2009 10:25

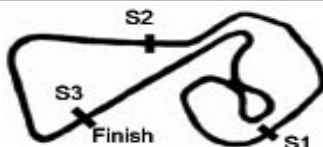
Training

Pos.	St.Nr.	Name	Klasse	Wohnort	Beste Zeit.	In Runde	Diff.	Abstand
1	69	Sebastian Eckner	SSP	Dresden	1:38.135	7	-	-
2	71	Ronny Schlosser	SSP	Löben	1:39.479	6	+1.344	+1.344
3	17	Ringo Soffa	SSP	Chemnitz	1:44.344	9	+6.209	+4.865
4	43	Mike Arlich	SBK	Seiffen	1:45.361	4	+7.226	+1.017
5	66	Sven Förster	SBK	Oberlungwitz	1:46.104	7	+7.969	+0.743
6	19	Stefan Teichmann	SBK	Waldenburg	1:48.532	5	+10.397	+2.428
7	299	Dirk Fritzsch	SBK	Werda	1:49.158	5	+11.023	+0.626
8	743	Christopher Lehmann	SBK	Laasphe	1:49.322	5	+11.187	+0.164
9	22	Tobias Junghans	SBK	Hohenstein	1:49.539	4	+11.404	+0.217
10	73	Marc Werner	SBK	Zschopau	1:49.727	4	+11.592	+0.188
11	137	Rafat Dospiat	SBK	Rodewich	1:50.122	7	+11.987	+0.395
12	783	Roy Uhlmann	SBK	Krumhermersdorf	1:51.488	5	+13.353	+1.366
13	307	Thomas Müller	SBK	St.Egidien	1:51.605	3	+13.470	+0.117
14	999	Rico Becker	SSP	Magdeburg	1:51.923	7	+13.788	+0.318
15	110	Sven Schönemann	SSP	Neuwürschnitz	1:52.385	5	+14.250	+0.462
16	74	Jan Abschlag	SBK	Weimar	1:53.153	8	+15.018	+0.768
17	56	Jörg Morgenstern	SSP	Rodau	1:53.646	7	+15.511	+0.493
18	90	Mario Kloas	SBK	Chemnitz	1:54.295	8	+16.160	+0.649
19	67	Klaus Porstmann	SBK	Waldenburg	1:55.421	4	+17.286	+1.126
20	135	Sven Pleier	SSP	Schöneck	1:57.381	5	+19.246	+1.960
21	4	Daniel Rekowski	SBK	Chemnitz	1:59.559	8	+21.424	+2.178
22	9	Mario Oertel	SBK	Grüna	-....	1	-	-

Zeitnahmekommissar & Auswertung

Orbits 4

Rennleiter



Ergebnisse unter www.zeitnahmeteam.de

Gedruckt: 25.09.2009 10:47:02



PZmotorsport Rennstreckentraining

Rennteilnehmer

Sachsenring 3,671 Km

2.Freies Training Gruppe A

25.09.2009 10:25

Training

Runde	Rundenzeit	Diff.	Tageszeit
(69) Sebastian Eckner			
1	-:--		10:31:23.640
2	1:49.333	+11.198	10:33:12.973
3	1:44.852	+6.717	10:34:57.825
4	1:42.618	+4.483	10:36:40.443
5	1:40.645	+2.510	10:38:21.088
6	1:39.995	+1.860	10:40:01.083
7	1:38.135	-	10:41:39.218
p8	2:02.570	+24.435	10:43:41.789

(71) Ronny Schlosser			
1	-:--		10:35:05.664
2	1:45.829	+6.350	10:36:51.493
3	1:44.386	+4.907	10:38:35.879
4	1:42.938	+3.459	10:40:18.817
5	1:40.136	+0.657	10:41:58.953
6	1:39.479	-	10:43:38.432
p7	1:54.602	+15.123	10:45:33.035

(17) Ringo Soffa			
1	-:--		10:29:12.654
2	1:51.768	+7.424	10:31:04.422
3	1:49.742	+5.398	10:32:54.164
4	1:50.895	+6.551	10:34:45.059
5	1:49.191	+4.847	10:36:34.250
6	1:46.376	+2.032	10:38:20.626
7	1:45.232	+0.888	10:40:05.858
8	1:46.974	+2.630	10:41:52.832
9	1:44.344	-	10:43:37.176
p10	1:53.611	+9.267	10:45:30.788

(43) Mike Arlich			
1	-:--		10:37:31.464
2	1:54.482	+9.121	10:39:25.946
3	1:48.010	+2.649	10:41:13.956
4	1:45.361	-	10:42:59.317
p5	1:51.687	+6.326	10:44:51.005

(66) Sven Förster			
1	-:--		10:31:54.671
2	1:56.473	+10.369	10:33:51.144
3	1:51.281	+5.177	10:35:42.425
4	1:51.472	+5.368	10:37:33.897
5	1:53.282	+7.178	10:39:27.179
6	1:47.408	+1.304	10:41:14.587
7	1:46.104	-	10:43:00.691
p8	1:53.355	+7.251	10:44:54.047

(19) Stefan Teichmann			
1	-:--		10:34:44.917
2	1:56.973	+8.441	10:36:41.890
3	1:55.173	+6.641	10:38:37.063
4	1:52.342	+3.810	10:40:29.405
5	1:48.532	-	10:42:17.937
6	1:49.927	+1.395	10:44:07.864
p7	1:56.864	+8.332	10:46:04.729

(299) Dirk Fritzsch			
1	-:--		10:31:38.026
2	1:54.557	+5.399	10:33:32.583
3	1:55.670	+6.512	10:35:28.253
4	1:52.911	+3.753	10:37:21.164
5	1:49.158	-	10:39:10.322
6	1:50.496	+1.338	10:41:00.818
7	1:50.728	+1.570	10:42:51.546

Runde	Rundenzeit	Diff.	Tageszeit
p8	1:53.655	+4.497	10:44:45.202

(743) Christopher Lehmann			
1	-:--		10:35:27.799
2	1:58.127	+8.805	10:37:25.926
3	1:53.754	+4.432	10:39:19.680
4	1:51.176	+1.854	10:41:10.856
5	1:49.322	-	10:43:00.178
p6	1:56.330	+7.008	10:44:56.509

(22) Tobias Junghans			
1	-:--		10:30:41.485
2	1:57.503	+7.964	10:32:38.988
3	1:53.570	+4.031	10:34:32.558
4	1:49.539	-	10:36:22.097
5	1:54.933	+5.394	10:38:17.030
p6	2:11.674	+22.135	10:40:28.705
7	3:02.636	+1:13.097	10:43:31.341
p8	1:57.742	+8.203	10:45:29.084

(73) Marc Werner			
1	-:--		10:33:06.395
2	1:58.998	+9.271	10:35:05.393
3	1:52.192	+2.465	10:36:57.585
4	1:49.727	-	10:38:47.312
p5	2:10.197	+20.470	10:40:57.510

(137) Rafat Dospiat			
1	-:--		10:31:52.844
2	2:02.678	+12.556	10:33:55.522
3	1:58.206	+8.084	10:35:53.728
4	1:55.944	+5.822	10:37:49.672
5	1:54.696	+4.574	10:39:44.368
6	1:50.995	+0.873	10:41:35.363
7	1:50.122	-	10:43:25.485
p8	2:02.043	+11.921	10:45:27.529

(783) Roy Uhlmann			
1	-:--		10:32:40.552
2	2:01.066	+9.578	10:34:41.618
3	1:57.674	+6.186	10:36:39.292
4	1:52.873	+1.385	10:38:32.165
5	1:51.488	-	10:40:23.653
p6	2:03.104	+11.616	10:42:26.758

(307) Thomas Müller			
1	-:--		10:30:14.407
2	1:54.871	+3.266	10:32:09.278
3	1:51.605	-	10:34:00.883
4	1:52.737	+1.132	10:35:53.620

(999) Rico Becker			
1	-:--		10:32:41.537
2	2:01.276	+9.353	10:34:42.813
3	1:57.930	+6.007	10:36:40.743
4	1:55.004	+3.081	10:38:35.747
5	1:53.075	+1.152	10:40:28.822
6	1:52.170	+0.247	10:42:20.992
7	1:51.923	-	10:44:12.915
p8	2:04.422	+12.499	10:46:17.338

(110) Sven Schönemann			
1	-:--		10:30:44.117
p2	2:06.207	+13.822	10:32:50.325
3	3:51.709	+1:59.324	10:36:42.034
4	1:55.258	+2.873	10:38:37.292

Runde	Rundenzeit	Diff.	Tageszeit
5	1:52.385	-	10:40:29.677
p6	2:04.299	+11.914	10:42:33.977

(74) Jan Abschlag			
1	-:--		10:29:26.021
2	2:04.086	+10.933	10:31:30.107
3	2:01.087	+7.934	10:33:31.194
4	2:00.642	+7.489	10:35:31.836
5	1:59.057	+5.904	10:37:30.893
6	1:56.617	+3.464	10:39:27.510
7	1:54.100	+0.947	10:41:21.610
8	1:53.153	-	10:43:14.763
p9	1:56.354	+3.201	10:45:11.118

(56) Jörg Morgenstern			
1	-:--		10:29:22.730
2	2:07.008	+13.362	10:31:29.738
3	1:58.471	+4.825	10:33:28.209
4	1:59.807	+6.161	10:35:28.016
5	1:56.707	+3.061	10:37:24.723
6	1:55.631	+1.985	10:39:20.354
7	1:53.646	-	10:41:14.000
p8	1:58.097	+4.451	10:43:12.098

(90) Mario Kloas			
1	-:--		10:29:19.916
2	2:03.696	+9.401	10:31:23.612
3	2:01.819	+7.524	10:33:25.431
4	2:02.407	+8.112	10:35:27.838
5	2:06.087	+11.792	10:37:33.925
6	2:02.765	+8.470	10:39:36.690
7	1:55.808	+1.513	10:41:32.498
8	1:54.295	-	10:43:26.793
p9	2:01.879	+7.584	10:45:28.673

(67) Klaus Porstmann			
1	-:--		10:31:29.062
2	1:58.183	+2.762	10:33:27.245
3	2:01.086	+5.665	10:35:28.331
4	1:55.421	-	10:37:23.752
p5	2:06.469	+11.048	10:39:30.222

(135) Sven Pleier			
1	-:--		10:31:53.781
2	2:03.014	+5.633	10:33:56.795
3	1:59.127	+1.746	10:35:55.922
4	1:59.657	+2.276	10:37:55.579
5	1:57.381	-	10:39:52.960
p6	2:02.291	+4.910	10:41:55.252

(4) Daniel Rekowski			
1	-:--		10:29:51.598
2	2:08.515	+8.956	10:32:00.113
3	2:00.515	+0.956	10:34:00.628
4	1:59.622	+0.063	10:36:00.250
5	1:59.901	+0.342	10:38:00.151
6	2:01.156	+1.597	10:40:01.307
7	2:00.795	+1.236	10:42:02.102
8	1:59.559	-	10:44:01.661
p9	2:04.533	+4.974	10:46:06.195

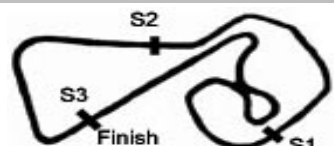
(9) Mario Oertel			
p1	-:--		10:33:22.452

Zeitnahmekommissar & Auswertung

Orbits 4

Rennleiter

Ergebnisse unter www.zeitnahmeteam.de
Gedruckt: 25.09.2009 10:47:25



www.Sachsenring.de
Motorsport und mehr. Seite 1/1



PZmotorsport Rennstreckentraining

Nach bester Rundenzeit sortiert

Rennteilnehmer

Sachsenring 3,671 Km

Freies Training Gruppe A

25.09.2009 09:25

Training

Pos.	St.Nr.	Name	Klasse	Wohnort	Beste Zeit.	In Runde	Diff.	Abstand
1	17	Ringo Soffa	SSP	Chemnitz	2:01.274	6	-	-
2	59	Tino Schellenberg	SSP	Krumhermersdorf	2:01.619	4	+0.345	+0.345
3	299	Dirk Fritzsch	SBK	Werda	2:06.047	3	+4.773	+4.427
4	4	Daniel Rekowski	SBK	Chemnitz	2:11.310	5	+10.036	+5.263
5	90	Mario Kloas	SBK	Chemnitz	2:11.710	3	+10.436	+0.400
6	137	Rafat Dospiat	SBK	Rodewich	2:14.339	6	+13.065	+2.629
7	999	Rico Becker	SSP	Magdeburg	2:15.186	6	+13.912	+0.847
8	36	Michael Limmer	SBK	Altenkunstadt	-.---	0	-	-
9	261	Nadine Heberlein	SSP	Altenkunstadt	-.---	0	-	-

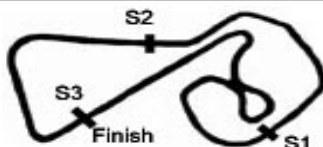
Zeitnahmekommissar & Auswertung

Orbits 4

Rennleiter

Ergebnisse unter www.zeitnahmeteam.de

Gedruckt: 25.09.2009 09:46:59





PZmotorsport Rennstreckentraining

Rennteilnehmer

Sachsenring 3,671 Km

Freies Training Gruppe A

25.09.2009 09:25

Training

Runde	Rundenzeit	Diff.	Tageszeit
(17) Ringo Sofa			
1	2:06.243	+4.969	9:32:46.782
2	2:10.254	+8.980	9:34:57.036
3	2:07.008	+5.734	9:37:04.044
4	2:05.428	+4.154	9:39:09.472
5	2:04.186	+2.912	9:41:13.658
6	2:01.274	-	9:43:14.932
p7	2:06.484	+5.210	9:45:21.417

(59) Tino Schellenberg			
p1	3:50.955	+1:49.336	9:34:24.729
2	7:31.232	+5:29.613	9:41:55.961
3	2:02.730	+1.110	9:43:58.691
p4	2:01.619	-	9:46:00.311

(299) Dirk Fritsch			
1	2:08.311	+2.264	9:38:42.443
2	2:06.857	+0.810	9:40:49.300
3	2:06.047	-	9:42:55.347
p4	2:10.390	+4.343	9:45:05.738

(4) Daniel Rekowski			
1	2:17.092	+5.782	9:33:12.213
2	2:14.157	+2.847	9:35:26.370
3	2:17.087	+5.777	9:37:43.457
4	2:12.796	+1.486	9:39:56.253
5	2:11.310	-	9:42:07.563
6	2:12.405	+1.095	9:44:19.968
p7	2:20.657	+9.347	9:46:40.626

(90) Mario Kloas			
1	2:13.967	+2.257	9:33:05.707
2	2:12.644	+0.934	9:35:18.351
3	2:11.710	-	9:37:30.061
4	2:16.309	+4.599	9:39:46.370
5	2:17.081	+5.371	9:42:03.451
6	2:15.347	+3.637	9:44:18.798
p7	2:22.724	+11.014	9:46:41.523

(137) Rafat Dospiat			
1	2:34.430	+20.091	9:32:26.079
2	2:32.338	+17.999	9:34:58.417
3	2:25.171	+10.832	9:37:23.588
4	2:21.415	+7.076	9:39:45.003
5	2:17.004	+2.665	9:42:02.007
6	2:14.339	-	9:44:16.346
p7	2:21.727	+7.388	9:46:38.074

(999) Rico Becker			
1	2:15.676	+0.490	9:32:52.142
2	2:15.532	+0.346	9:35:07.674
3	2:16.515	+1.329	9:37:24.189
4	2:21.820	+6.634	9:39:46.009
5	2:17.138	+1.952	9:42:03.147
6	2:15.186	-	9:44:18.333
p7	2:21.409	+6.223	9:46:39.743

Runde	Rundenzeit	Diff.	Tageszeit
-------	------------	-------	-----------

Runde	Rundenzeit	Diff.	Tageszeit
-------	------------	-------	-----------

Zeitnahmekommissar & Auswertung

Orbits 4

Rennleiter

