



PZmotorsport Rennstreckentraining 2008

Freies Fahren

Sachsenring 3,671 Km

Übersicht Freies Fahren

Pos.	St.Nr.	Name	Wohnort	Klasse	Gesamtbestzeit In Lauf		Diff.
1	80	Matthias Schäler	Hohendorf	SBK	1:40.905	Turn 7	-
2	38	Jens Geißler	Oberschöna	SS	1:45.171	Turn 10	+4.266
3	34	Robert Rudolph	Wüstenbrand	SS	1:45.410	Turn 10	+4.505
4	232	Sven Schönemann	Lichtenstein	SS	1:45.715	Turn 10	+4.810
5	70	Lutz Scheibner	Lichtenstein	SS	1:45.917	Turn 10	+5.012
6	99	Michael Feja	Dresden	SS	1:46.332	Turn 10	+5.427
7	37	Mirko Masuch	Zeulenroda	SBK	1:47.603	Turn 7	+6.698
8	21	Christian Krause	Crimmitschau	SBK	1:47.872	Turn 7	+6.967
9	6	Michael Frank	Arnstadt	SS	1:49.812	Turn 10	+8.907
10	36	Jonas Perfol	Kelheim	SS	1:50.860	Turn 10	+9.955
11	65	Leonard Dittmann	Lehesten	SBK	1:52.917	Turn 10	+12.012
12	35	Anton Perfol	Kelheim	SS	1:55.273	Turn 7	+14.368
13	39	Dietmar Heinzig	Hohenstein-Ernstthal	SBK	1:56.072	Turn 10	+15.167
14	15	Michael Kopischke	Borna	SBK	1:59.930	Turn 7	+19.025
15	17	Torsten Schuster	Borna	SS	2:02.587	Turn 10	+21.682
16	16	Rene Mißler	Pausa	SS	2:02.959	Turn 10	+22.054
17	126	Frank Wendler	Callenberg	SBK	2:03.030	Turn 10	+22.125
18	14	Kai Jorcke	Halle	SBK	2:06.570	Turn 10	+25.665
19	132	Andreas Hietzschold	Crimmitschau	SS	-.---	Turn 10	9:13.870
20	113	Jörg Harnisch	Zeulenroda	SS	-.---	Turn 10	9:13.870
21	131	Jürgen Max	Zeulenroda	SS	-.---	Turn 10	9:13.870
22	18	Gert Pulter	Zeulenroda	SBK	-.---	Turn 10	9:13.870
23	23	Jörg Morgenstern	Rodau	SS	-.---	Turn 10	9:13.870

Zeitnahme:

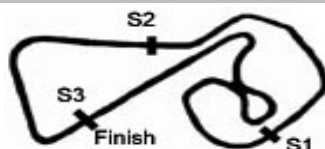
Orbits 4

Rennleiter:

Aushangzeit:

Ergebnisse unter www.zeitnahmeteam.de

Gedruckt: 17.09.2008 15:50:52





PZmotorsport Rennstreckentraining 2008

Freies Fahren

Sachsenring 3,671 Km

Turn1

17.09.2008 08:45

Training

Runde	Rundenzeit	Diff.	Tageszeit
(80)			
1	2:07.363	+20.193	8:51:41.871
2	2:02.722	+15.552	8:53:44.593
3	1:53.382	+6.212	8:55:37.975
4	1:49.311	+2.141	8:57:27.286
5	1:47.348	+0.178	8:59:14.634
6	1:47.170	-	9:01:01.804
p7	1:56.846	+9.676	9:02:58.651

Runde	Rundenzeit	Diff.	Tageszeit
(38) Jens Geißler			
1	1:53.227	+2.333	8:57:12.653
2	1:50.894	-	8:59:03.547
3	1:53.411	+2.517	9:00:56.958
p4	1:59.399	+8.505	9:02:56.358

Runde	Rundenzeit	Diff.	Tageszeit
(36) Jonas Perfoll			
1	2:03.003	+10.189	8:49:42.950
2	2:01.342	+8.528	8:51:44.292
3	2:02.868	+10.054	8:53:47.160
4	1:57.576	+4.762	8:55:44.736
5	1:55.374	+2.560	8:57:40.110
6	1:52.814	-	8:59:32.924
7	1:57.841	+5.027	9:01:30.765
p8	2:09.964	+17.150	9:03:40.730

Runde	Rundenzeit	Diff.	Tageszeit
(232)			
1	2:03.077	+10.154	8:50:47.560
2	1:58.522	+5.599	8:52:46.082
3	1:58.468	+5.545	8:54:44.550
4	1:54.484	+1.561	8:56:39.034
5	1:56.471	+3.548	8:58:35.505
6	1:52.923	-	9:00:28.428
p7	2:14.697	+21.774	9:02:43.126

Runde	Rundenzeit	Diff.	Tageszeit
(21) Christian Krause			
1	2:02.171	+8.198	8:49:42.071
2	2:02.285	+8.312	8:51:44.356
3	2:03.690	+9.717	8:53:48.046
4	1:58.544	+4.571	8:55:46.590
5	1:54.583	+0.610	8:57:41.173
6	1:53.973	-	8:59:35.146
7	1:56.818	+2.845	9:01:31.964
p8	2:10.410	+16.437	9:03:42.375

Runde	Rundenzeit	Diff.	Tageszeit
(6) Michael Frank			
1	2:09.519	+15.464	8:49:38.345
2	2:05.316	+11.261	8:51:43.661
3	2:01.995	+7.940	8:53:45.656
4	1:58.098	+4.043	8:55:43.754
5	1:56.704	+2.649	8:57:40.458
6	1:54.055	-	8:59:34.513
7	1:54.995	+0.940	9:01:29.508
p8	2:08.150	+14.095	9:03:37.659

Runde	Rundenzeit	Diff.	Tageszeit
(34) Robert Rudolph			
1	2:08.539	+14.265	8:53:48.188
2	2:03.156	+8.882	8:55:51.344
3	1:59.723	+5.449	8:57:51.067
4	1:58.340	+4.066	8:59:49.407
5	1:54.274	-	9:01:43.681
p6	2:09.586	+15.312	9:03:53.268

Runde	Rundenzeit	Diff.	Tageszeit
(37) Mirko Masuch			
1	2:10.893	+14.411	8:49:32.016
2	2:08.074	+11.592	8:51:40.090

Runde	Rundenzeit	Diff.	Tageszeit
3	2:03.112	+6.630	8:53:43.202
4	2:02.889	+6.407	8:55:46.091
5	2:00.272	+3.790	8:57:46.363
6	1:59.533	+3.051	8:59:45.896
7	1:56.482	-	9:01:42.378
p8	2:04.958	+8.476	9:03:47.337

Runde	Rundenzeit	Diff.	Tageszeit
(99) Michael Feja			
1	2:09.194	+10.995	8:53:49.429
2	2:03.249	+5.050	8:55:52.678
3	2:03.244	+5.045	8:57:55.922
4	1:58.828	+0.629	8:59:54.750
5	1:58.199	-	9:01:52.949
p6	2:01.707	+3.508	9:03:54.657

Runde	Rundenzeit	Diff.	Tageszeit
(70)			
1	2:16.662	+16.446	8:51:10.939
2	2:11.235	+11.019	8:53:22.174
3	2:04.743	+4.527	8:55:26.917
4	2:04.365	+4.149	8:57:31.282
5	2:00.216	-	8:59:31.498
p6	2:05.352	+5.136	9:01:36.851

Runde	Rundenzeit	Diff.	Tageszeit
(65) Leonard Dittmann			
1	2:24.880	+23.017	8:51:30.907
2	2:14.121	+12.258	8:53:45.028
3	2:07.735	+5.872	8:55:52.763
4	2:06.974	+5.111	8:57:59.737
5	2:02.459	+0.596	9:00:02.196
6	2:01.863	-	9:02:04.059
p7	2:07.147	+5.284	9:04:11.207

Runde	Rundenzeit	Diff.	Tageszeit
(39) Dietmar Heinzig			
1	2:24.810	+20.316	8:51:31.752
2	2:15.263	+10.769	8:53:47.015
3	2:10.231	+5.737	8:55:57.246
4	2:08.688	+4.194	8:58:05.934
5	2:05.830	+1.336	9:00:11.764
6	2:04.494	-	9:02:16.258
p7	2:15.963	+11.469	9:04:32.222

Runde	Rundenzeit	Diff.	Tageszeit
(15) Michael Kopischke			
1	2:12.705	+5.063	8:50:10.904
2	2:10.317	+2.675	8:52:21.221
3	2:09.986	+2.344	8:54:31.207
4	2:07.642	-	8:56:38.849
5	2:12.330	+4.688	8:58:51.179
6	2:08.830	+1.188	9:01:00.009
p7	2:14.727	+7.085	9:03:14.737

Runde	Rundenzeit	Diff.	Tageszeit
(17) Torsten Schuster			
1	2:32.342	+21.529	8:50:48.752
2	2:20.552	+9.739	8:53:09.304
3	2:16.999	+6.186	8:55:26.303
4	2:14.930	+4.117	8:57:41.233
5	2:11.927	+1.114	8:59:53.160
6	2:10.813	-	9:02:03.973
p7	2:19.236	+8.423	9:04:23.210

Runde	Rundenzeit	Diff.	Tageszeit
(26)			
1	2:37.575	+20.324	8:51:42.387
2	2:26.411	+9.160	8:54:08.798
3	2:21.093	+3.842	8:56:29.891
4	2:17.251	-	8:58:47.142
5	2:20.740	+3.489	9:01:07.882
p6	2:27.693	+10.442	9:03:35.576

Runde	Rundenzeit	Diff.	Tageszeit
(14) Kai Jorcke			
1	2:38.088	+19.409	8:51:43.977
2	2:26.850	+8.171	8:54:10.827
3	2:20.688	+2.009	8:56:31.515
4	2:19.799	+1.120	8:58:51.314
5	2:18.679	-	9:01:09.993
p6	2:28.762	+10.083	9:03:38.756

Runde	Rundenzeit	Diff.	Tageszeit
(37) Rene Mißler			
1	2:39.269	+19.216	8:50:58.732
2	2:27.761	+7.708	8:53:26.493
3	2:20.053	-	8:55:46.546
p4	2:22.038	+1.985	8:58:08.585

Zeitnahme:

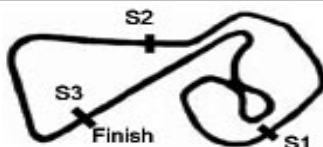
Orbits 4

Rennleiter:

Aushangzeit:

Ergebnisse unter www.zeitnahmeteam.de

Gedruckt: 17.09.2008 09:04:43





PZmotorsport Rennstreckentraining 2008

Freies Fahren

Sachsenring 3,671 Km

Turn 4

17.09.2008 09:45

Training

Runde	Rundenzeit	Diff.	Tageszeit
(80) Matthias Schäler			
1	2:04.846	+22.603	9:50:05.143
2	1:47.687	+5.444	9:51:52.830
3	1:43.601	+1.358	9:53:36.431
4	1:42.243	-	9:55:18.674
5	1:43.154	+0.911	9:57:01.828
6	1:43.734	+1.491	9:58:45.562
7	1:45.153	+2.910	10:00:30.715
8	1:43.487	+1.244	10:02:14.202
p9	1:48.472	+6.229	10:04:02.675

Runde	Rundenzeit	Diff.	Tageszeit
(38) Jens Geißler			
1	1:51.940	+6.308	9:49:10.642
2	1:49.021	+3.389	9:50:59.663
3	1:47.420	+1.788	9:52:47.083
4	1:46.667	+1.035	9:54:33.750
5	1:48.511	+2.879	9:56:22.261
6	1:45.857	+0.225	9:58:08.118
7	1:47.595	+1.963	9:59:55.713
8	1:45.632	-	10:01:41.345
p9	1:54.204	+8.572	10:03:35.550

Runde	Rundenzeit	Diff.	Tageszeit
(34) Robert Rudolph			
1	2:03.769	+15.534	9:50:02.630
2	1:51.512	+3.277	9:51:54.142
3	1:49.054	+0.819	9:53:43.196
4	1:50.241	+2.006	9:55:33.437
5	1:48.778	+0.543	9:57:22.215
6	1:48.235	-	9:59:10.450
7	1:52.544	+4.309	10:01:02.994
p8	2:08.916	+20.681	10:03:11.911

Runde	Rundenzeit	Diff.	Tageszeit
(21) Christian Krause			
1	1:54.973	+6.089	9:49:18.316
2	2:02.177	+13.293	9:51:20.493
3	1:50.950	+2.066	9:53:11.443
4	1:52.141	+3.257	9:55:03.584
5	1:51.460	+2.576	9:56:55.044
6	1:48.884	-	9:58:43.928
7	1:48.974	+0.090	10:00:32.902
p8	2:00.192	+11.308	10:02:33.095

Runde	Rundenzeit	Diff.	Tageszeit
(37) Mirko Masuch			
1	1:56.998	+7.963	9:49:13.210
2	1:54.463	+5.428	9:51:07.673
3	1:53.486	+4.451	9:53:01.159
4	1:52.805	+3.770	9:54:53.964
5	1:51.764	+2.729	9:56:45.728
6	1:52.977	+3.942	9:58:38.705
7	1:49.222	+0.187	10:00:27.927
8	1:49.035	-	10:02:16.962
p9	1:56.636	+7.601	10:04:13.599

Runde	Rundenzeit	Diff.	Tageszeit
(99) Michael Feja			
1	2:05.231	+14.628	9:50:05.191
2	1:54.297	+3.694	9:51:59.488
3	1:52.744	+2.141	9:53:52.232
4	1:54.579	+3.976	9:55:46.811
5	1:51.641	+1.038	9:57:38.452
6	1:50.603	-	9:59:29.055
7	1:51.167	+0.564	10:01:20.222
p8	1:56.039	+5.436	10:03:16.262

Runde	Rundenzeit	Diff.	Tageszeit
(70) Lutz Scheibner			
1	2:26.528	+35.715	9:50:20.376

Runde	Rundenzeit	Diff.	Tageszeit
2	2:00.378	+9.565	9:52:20.754
3	1:53.583	+2.770	9:54:14.337
4	1:52.952	+2.139	9:56:07.289
5	1:51.581	+0.768	9:57:58.870
6	1:50.813	-	9:59:49.683
7	1:51.100	+0.287	10:01:40.783
p8	2:05.787	+14.974	10:03:46.571

Runde	Rundenzeit	Diff.	Tageszeit
(232) Sven Schönemann			
1	2:25.749	+34.546	9:50:20.163
2	1:51.569	+0.366	9:52:11.732
3	1:56.021	+4.818	9:54:07.753
4	1:51.203	-	9:55:58.956
5	1:55.514	+4.311	9:57:54.470
p6	2:13.498	+22.295	10:00:07.969

Runde	Rundenzeit	Diff.	Tageszeit
(6) Michael Frank			
1	2:01.464	+9.715	9:49:17.489
2	1:56.249	+4.500	9:51:13.738
3	1:55.552	+3.803	9:53:09.290
4	1:53.126	+1.377	9:55:02.416
5	1:53.779	+2.030	9:56:56.195
6	1:51.749	-	9:58:47.944
7	1:52.531	+0.782	10:00:40.475
p8	2:01.417	+9.668	10:02:41.893

Runde	Rundenzeit	Diff.	Tageszeit
(36) Jonas Perfull			
1	1:59.231	+6.936	9:49:18.423
2	1:57.801	+5.506	9:51:16.224
3	1:53.210	+0.915	9:53:09.434
4	1:54.026	+1.731	9:55:03.460
5	1:53.399	+1.104	9:56:56.859
6	1:52.295	-	9:58:49.154
7	1:55.782	+3.487	10:00:44.936
p8	2:02.715	+10.420	10:02:47.652

Runde	Rundenzeit	Diff.	Tageszeit
(65) Leonard Dittmann			
1	2:08.367	+13.111	9:50:01.079
2	2:01.924	+6.668	9:52:03.003
3	2:04.889	+9.633	9:54:07.892
4	2:00.474	+5.218	9:56:08.366
5	1:56.689	+1.433	9:58:05.055
6	1:57.456	+2.200	10:00:02.511
7	1:55.256	-	10:01:57.767
p8	1:58.087	+2.831	10:03:55.855

Runde	Rundenzeit	Diff.	Tageszeit
(35) Anton Perfull			
1	2:26.489	+25.518	9:51:30.548
2	2:15.244	+14.273	9:53:45.792
3	2:07.750	+6.779	9:55:53.542
4	2:04.598	+3.627	9:57:58.140
5	2:03.747	+2.776	10:00:01.887
6	2:00.971	-	10:02:02.858
p7	2:23.125	+22.154	10:04:25.984

Runde	Rundenzeit	Diff.	Tageszeit
(15) Michael Kopischke			
1	2:14.697	+12.346	9:50:06.322
2	2:04.964	+2.613	9:52:11.286
3	2:04.490	+2.139	9:54:15.776
4	2:09.301	+6.950	9:56:25.077
5	2:02.351	-	9:58:27.428
6	2:02.394	+0.043	10:00:29.822
p7	2:08.911	+6.560	10:02:38.734

Runde	Rundenzeit	Diff.	Tageszeit
(39) Dietmar Heinzig			
1	2:16.133	+11.158	9:50:09.312

Runde	Rundenzeit	Diff.	Tageszeit
2	2:12.007	+7.032	9:52:21.319
3	2:09.378	+4.403	9:54:30.697
4	2:07.641	+2.666	9:56:38.338
5	2:07.011	+2.036	9:58:45.349
6	2:04.975	-	10:00:50.324
p7	2:20.229	+15.254	10:03:10.554

Runde	Rundenzeit	Diff.	Tageszeit
(37) Rene Mißler			
1	2:17.980	+12.773	9:50:08.991
2	2:11.328	+6.121	9:52:20.319
3	2:08.709	+3.502	9:54:29.028
4	2:06.710	+1.503	9:56:35.738
5	2:07.141	+1.934	9:58:42.879
6	2:05.207	-	10:00:48.086
p7	2:19.459	+14.252	10:03:07.546

Runde	Rundenzeit	Diff.	Tageszeit
(17) Torsten Schuster			
1	2:17.015	+11.736	9:50:09.657
2	2:11.034	+5.755	9:52:20.691
3	2:09.419	+4.140	9:54:30.110
4	2:08.041	+2.762	9:56:38.151
5	2:06.482	+1.203	9:58:44.633
6	2:05.279	-	10:00:49.912
p7	2:18.808	+13.529	10:03:08.721

Runde	Rundenzeit	Diff.	Tageszeit
(14) Kai Jorcke			
1	2:19.235	+4.168	9:51:53.677
2	2:19.570	+4.503	9:54:13.247
3	2:16.548	+1.481	9:56:29.795
4	2:15.067	-	9:58:44.862
5	2:20.776	+5.709	10:01:05.638
p6	2:28.922	+13.855	10:03:34.561

Runde	Rundenzeit	Diff.	Tageszeit
(126) Frank Wendler			
1	2:19.524	+3.796	9:51:52.297
2	2:19.492	+3.764	9:54:11.789
3	2:15.728	-	9:56:27.517
4	2:16.563	+0.835	9:58:44.080
5	2:20.317	+4.589	10:01:04.397
p6	2:27.226	+11.498	10:03:31.624

Zeitnahme:

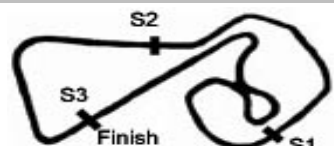
Orbits 4

Rennleiter:

Aushangzeit:

Ergebnisse unter www.zeitnahmeteam.de

Gedruckt: 17.09.2008 10:04:48





PZmotorsport Rennstreckentraining 2008

Freies Fahren

Sachsenring 3,671 Km

Turn 7

17.09.2008 10:45

Training

Runde	Rundenzeit	Diff.	Tageszeit
(80) Matthias Schäler			
1	1:54.353	+13.448	10:51:36.058
2	1:44.251	+3.346	10:53:20.309
3	1:44.413	+3.508	10:55:04.722
4	1:41.659	+0.754	10:56:46.381
5	1:46.989	+6.084	10:58:33.370
6	1:41.401	+0.496	11:00:14.771
7	1:40.905	-	11:01:55.676
p8	1:50.681	+9.776	11:03:46.358
(38) Jens Geißler			
1	1:46.759	+1.052	10:48:48.130
2	1:46.283	+0.576	10:50:34.413
3	1:46.637	+0.930	10:52:21.050
4	1:46.653	+0.946	10:54:07.703
5	1:45.892	+0.185	10:55:53.595
6	1:45.721	+0.014	10:57:39.316
7	1:46.024	+0.317	10:59:25.340
8	1:45.707	-	11:01:11.047
p9	1:57.513	+11.806	11:03:08.561
(232) Sven Schönemann			
1	2:06.294	+18.797	10:51:48.496
2	1:53.124	+5.627	10:53:41.620
3	1:48.991	+1.494	10:55:30.611
4	1:47.497	-	10:57:18.108
p5	2:13.640	+26.143	10:59:31.749
(37) Mirko Masuch			
1	1:48.533	+0.930	10:48:49.763
2	1:50.385	+2.782	10:50:40.148
3	1:50.722	+3.119	10:52:30.870
4	1:48.840	+1.237	10:54:19.710
5	1:49.125	+1.522	10:56:08.835
6	1:52.290	+4.687	10:58:01.125
7	1:47.603	-	10:59:48.728
8	1:48.601	+0.998	11:01:37.329
p9	2:00.665	+13.062	11:03:37.995
(34) Robert Rudolph			
1	1:53.296	+5.606	10:51:05.790
2	1:53.761	+6.071	10:52:59.551
3	1:49.838	+2.148	10:54:49.389
4	1:51.057	+3.367	10:56:40.446
5	1:52.889	+5.199	10:58:33.335
6	1:48.976	+1.286	11:00:22.311
7	1:47.690	-	11:02:10.001
p8	1:52.422	+4.732	11:04:02.424
(21) Christian Krause			
1	1:49.005	+1.133	10:48:50.740
2	1:52.937	+5.065	10:50:43.677
3	1:48.101	+0.229	10:52:31.778
4	1:48.793	+0.921	10:54:20.571
5	1:52.115	+4.243	10:56:12.686
6	1:51.355	+3.483	10:58:04.041
7	1:47.872	-	10:59:51.913
8	1:50.778	+2.906	11:01:42.691
p9	1:57.564	+9.692	11:03:40.256
(70) Lutz Scheibner			
1	2:03.743	+15.711	10:51:46.458
2	1:53.085	+5.053	10:53:39.543
3	1:51.497	+3.465	10:55:31.040
4	1:48.819	+0.787	10:57:19.859

Runde	Rundenzeit	Diff.	Tageszeit
5	1:49.405	+1.373	10:59:09.264
6	1:48.032	-	11:00:57.296
p7	2:10.565	+22.533	11:03:07.862
(99) Michael Feja			
1	1:52.621	+4.410	10:51:05.467
2	1:53.536	+5.325	10:52:59.003
3	1:49.951	+1.740	10:54:48.954
4	1:51.089	+2.878	10:56:40.043
5	1:52.420	+4.209	10:58:32.463
6	1:49.824	+1.613	11:00:22.287
7	1:48.211	-	11:02:10.498
p8	1:52.281	+4.070	11:04:02.780
(6) Michael Frank			
1	2:02.257	+12.414	10:49:32.535
2	1:53.579	+3.736	10:51:26.114
3	1:49.843	-	10:53:15.957
4	1:51.532	+1.689	10:55:07.489
5	1:51.995	+2.152	10:56:59.484
6	1:51.775	+1.932	10:58:51.259
7	1:53.184	+3.341	11:00:44.443
p8	2:02.407	+12.564	11:02:46.851
(36) Jonas Perfull			
1	1:55.844	+4.337	10:49:11.190
2	1:53.883	+2.376	10:51:05.073
3	1:53.848	+2.341	10:52:58.921
4	1:52.811	+1.304	10:54:51.732
5	1:51.571	+0.064	10:56:43.303
6	1:54.108	+2.601	10:58:37.411
7	1:51.658	+0.151	11:00:29.069
8	1:51.507	-	11:02:20.576
p9	2:09.190	+17.683	11:04:29.767
(65) Leonard Dittmann			
1	2:02.074	+7.549	10:49:57.726
2	2:00.901	+6.376	10:51:58.627
3	1:55.392	+0.867	10:53:54.019
4	1:56.167	+1.642	10:55:50.186
5	1:55.504	+0.979	10:57:45.690
6	1:54.525	-	10:59:40.215
7	1:54.543	+0.018	11:01:34.758
p8	2:04.379	+9.854	11:03:39.138
(35) Anton Perfull			
1	2:06.804	+11.531	10:49:35.533
2	1:58.805	+3.532	10:51:34.338
3	1:58.015	+2.742	10:53:32.353
4	1:59.018	+3.745	10:55:31.371
5	1:57.338	+2.065	10:57:28.709
6	1:58.150	+2.877	10:59:26.859
7	1:55.273	-	11:01:22.132
p8	2:15.284	+20.011	11:03:37.417
(39) Dietmar Heinzig			
1	2:02.080	+2.869	10:49:58.098
2	2:02.062	+2.851	10:52:00.160
3	1:59.211	-	10:53:59.371
4	2:04.147	+4.936	10:56:03.518
5	2:06.022	+6.811	10:58:09.540
6	2:04.824	+5.613	11:00:14.364
7	2:02.919	+3.708	11:02:17.283
p8	2:15.811	+16.600	11:04:33.095
(15) Michael Kopischke			

Runde	Rundenzeit	Diff.	Tageszeit
1	2:07.148	+7.218	10:49:37.207
2	2:01.868	+1.938	10:51:39.075
3	2:02.393	+2.463	10:53:41.468
4	2:02.527	+2.597	10:55:43.995
5	2:01.403	+1.473	10:57:45.398
6	2:02.108	+2.178	10:59:47.506
7	1:59.930	-	11:01:47.436
p8	2:06.656	+6.726	11:03:54.093
(17) Torsten Schuster			
1	2:07.951	+4.830	10:49:40.665
2	2:11.916	+8.795	10:51:52.581
3	2:05.403	+2.282	10:53:57.984
4	2:05.336	+2.215	10:56:03.320
5	2:05.950	+2.829	10:58:09.270
6	2:04.460	+1.339	11:00:13.730
7	2:03.121	-	11:02:16.851
p8	2:14.654	+11.533	11:04:31.506
(37) Rene Mißler			
1	2:24.108	+20.136	10:51:04.402
2	2:08.178	+4.206	10:53:12.580
3	2:04.879	+0.907	10:55:17.459
4	2:04.472	+0.500	10:57:21.931
5	2:03.972	-	10:59:25.903
p6	2:11.506	+7.534	11:01:37.410
(126) Frank Wendler			
1	2:24.004	+13.732	10:51:58.272
2	2:15.505	+5.233	10:54:13.777
3	2:13.384	+3.112	10:56:27.161
4	2:13.992	+3.720	10:58:41.153
5	2:10.272	-	11:00:51.425
p6	2:20.510	+10.238	11:03:11.936
(14) Kai Jorcke			
1	2:22.632	+11.775	10:51:59.698
2	2:16.526	+5.669	10:54:16.224
3	2:11.954	+1.097	10:56:28.178
4	2:14.504	+3.647	10:58:42.682
5	2:10.857	-	11:00:53.539
p6	2:20.572	+9.715	11:03:14.112

Zeitnahme:

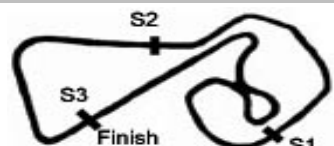
Orbits 4

Rennleiter:

Aushangzeit:

Ergebnisse unter www.zeitnahmeteam.de

Gedruckt: 17.09.2008 11:13:47





PZmotorsport Rennstreckentraining 2008

Freies Fahren

Sachsenring 3,671 Km

Turn 10

17.09.2008 11:50

Training

Runde	Rundenzeit	Diff.	Tageszeit
(80) Matthias Schäler			
1	1:46.235	+4.467	11:55:04.723
2	1:45.268	+3.500	11:56:49.991
3	1:43.316	+1.548	11:58:33.307
4	1:45.158	+3.390	12:00:18.465
5	1:43.867	+2.099	12:02:02.332
6	1:42.950	+1.182	12:03:45.282
7	1:42.300	+0.532	12:05:27.582
8	1:41.768	-	12:07:09.350
p9	1:52.471	+10.703	12:09:01.822

Runde	Rundenzeit	Diff.	Tageszeit
(38) Jens Geißler			
1	1:47.343	+2.172	11:54:11.866
2	1:50.679	+5.508	11:56:02.545
3	1:46.445	+1.274	11:57:48.990
4	1:45.421	+0.250	11:59:34.411
5	1:46.009	+0.838	12:01:20.420
6	1:45.171	-	12:03:05.591
7	1:46.972	+1.801	12:04:52.563
8	1:45.506	+0.335	12:06:38.069
p9	1:59.291	+14.120	12:08:37.361

Runde	Rundenzeit	Diff.	Tageszeit
(34) Robert Rudolph			
1	1:50.038	+4.628	11:55:01.264
2	1:49.581	+4.171	11:56:50.845
3	1:48.066	+2.656	11:58:38.911
4	1:50.414	+5.004	12:00:29.325
5	1:49.276	+3.866	12:02:18.601
6	1:45.410	-	12:04:04.011
7	1:48.746	+3.336	12:05:52.757
8	1:46.760	+1.350	12:07:39.517
p9	2:08.205	+22.795	12:09:47.723

Runde	Rundenzeit	Diff.	Tageszeit
(232) Sven Schönemann			
1	1:54.820	+9.105	11:54:48.442
2	1:50.928	+5.213	11:56:39.370
3	1:48.653	+2.938	11:58:28.023
4	1:48.086	+2.371	12:00:16.109
5	1:49.614	+3.899	12:02:05.723
6	2:03.606	+17.891	12:04:09.329
7	1:45.715	-	12:05:55.044
p8	2:05.635	+19.920	12:08:00.680

Runde	Rundenzeit	Diff.	Tageszeit
(70) Lutz Scheibner			
1	1:57.240	+11.323	11:54:57.695
2	1:50.862	+4.945	11:56:48.557
3	1:50.614	+4.697	11:58:39.171
4	1:51.840	+5.923	12:00:31.011
5	1:48.445	+2.528	12:02:19.456
6	1:45.917	-	12:04:05.373
7	1:48.459	+2.542	12:05:53.832
8	1:49.636	+3.719	12:07:43.468
p9	2:06.965	+21.048	12:09:50.434

Runde	Rundenzeit	Diff.	Tageszeit
(99) Michael Feja			
1	1:49.778	+3.446	11:55:00.395
2	1:49.179	+2.847	11:56:49.574
3	1:48.082	+1.750	11:58:37.656
4	1:51.242	+4.910	12:00:28.898
5	1:49.284	+2.952	12:02:18.182
6	1:46.332	-	12:04:04.514
7	1:47.650	+1.318	12:05:52.164
8	1:47.114	+0.782	12:07:39.278
p9	2:07.064	+20.732	12:09:46.343

Runde	Rundenzeit	Diff.	Tageszeit
(37) Mirko Masuch			
1	1:50.821	+2.376	11:54:09.600
2	1:52.677	+4.232	11:56:02.277
3	1:51.470	+3.025	11:57:53.747
4	1:48.787	+0.342	11:59:42.534
5	1:49.453	+1.008	12:01:31.987
6	1:49.144	+0.699	12:03:21.131
7	1:48.445	-	12:05:09.576
8	1:50.333	+1.888	12:06:59.909
p9	2:02.815	+14.370	12:09:02.725

Runde	Rundenzeit	Diff.	Tageszeit
(6) Michael Frank			
1	2:01.999	+12.187	11:54:34.045
2	1:55.005	+5.193	11:56:29.050
3	1:53.330	+3.518	11:58:22.380
4	1:51.873	+2.061	12:00:14.253
5	1:49.812	-	12:02:04.065
6	1:50.723	+0.911	12:03:54.788
7	1:50.822	+1.010	12:05:45.610
8	1:50.664	+0.852	12:07:36.274
p9	2:08.887	+19.075	12:09:45.162

Runde	Rundenzeit	Diff.	Tageszeit
(36) Jonas Perfell			
1	1:54.009	+3.149	11:54:24.693
2	1:54.896	+4.036	11:56:19.589
3	1:57.790	+6.930	11:58:17.379
4	1:55.776	+4.916	12:00:13.155
5	1:52.509	+1.649	12:02:05.664
6	1:52.801	+1.941	12:03:58.465
7	1:53.891	+3.031	12:05:52.356
8	1:50.860	-	12:07:43.216
p9	2:09.311	+18.451	12:09:52.528

Runde	Rundenzeit	Diff.	Tageszeit
(65) Leonard Dittmann			
1	2:01.386	+8.469	11:56:02.443
2	2:00.113	+7.196	11:58:02.556
3	1:57.618	+4.701	12:00:00.174
4	1:56.539	+3.622	12:01:56.713
5	1:55.487	+2.570	12:03:52.200
6	1:53.403	+0.486	12:05:45.603
7	1:52.917	-	12:07:38.520
p8	2:09.414	+16.497	12:09:47.935

Runde	Rundenzeit	Diff.	Tageszeit
(35) Anton Perfell			
1	1:59.678	+4.374	11:54:37.369
2	1:55.823	+0.519	11:56:33.192
3	1:56.471	+1.167	11:58:29.663
4	2:02.634	+7.330	12:00:32.297
5	1:56.028	+0.724	12:02:28.325
6	1:57.838	+2.534	12:04:26.163
7	1:55.304	-	12:06:21.467
p8	2:13.662	+18.358	12:08:35.130

Runde	Rundenzeit	Diff.	Tageszeit
(39) Dietmar Heinzig			
1	2:02.000	+5.928	11:56:03.698
2	2:02.300	+6.228	11:58:05.998
3	1:57.407	+1.335	12:00:03.405
4	1:57.231	+1.159	12:02:00.636
5	1:56.921	+0.849	12:03:57.557
6	1:56.072	-	12:05:53.629
7	1:58.025	+1.953	12:07:51.654
p8	2:13.923	+17.851	12:10:05.578

Runde	Rundenzeit	Diff.	Tageszeit
(15) Michael Kopischke			
1	2:00.528	+0.405	11:54:38.531
2	2:00.234	+0.111	11:56:38.765

Runde	Rundenzeit	Diff.	Tageszeit
3	2:00.123	-	11:58:38.888
4	2:05.526	+5.403	12:00:44.414
5	2:05.184	+5.061	12:02:49.598
6	2:03.902	+3.779	12:04:53.500
7	2:01.485	+1.362	12:06:54.985
p8	2:10.773	+10.650	12:09:05.759

Runde	Rundenzeit	Diff.	Tageszeit
(17) Torsten Schuster			
1	2:06.784	+4.197	11:54:48.422
2	2:03.840	+1.253	11:56:52.262
3	2:03.077	+0.490	11:58:55.339
4	2:03.538	+0.951	12:00:58.877
5	2:04.343	+1.756	12:03:03.220
6	2:02.587	-	12:05:05.807
7	2:06.701	+4.114	12:07:12.508
p8	2:24.104	+21.517	12:09:36.613

Runde	Rundenzeit	Diff.	Tageszeit
(16) Rene Mißler			
1	2:25.421	+22.462	11:56:00.897
2	2:09.403	+6.444	11:58:10.300
3	2:05.858	+2.899	12:00:16.158
4	2:07.033	+4.074	12:02:23.191
5	2:02.959	-	12:04:26.150
6	2:04.072	+1.113	12:06:30.222
p7	2:28.875	+25.916	12:08:59.098

Runde	Rundenzeit	Diff.	Tageszeit
(126) Frank Wendler			
1	2:20.127	+17.097	11:56:17.711
2	2:08.227	+5.197	11:58:25.938
3	2:15.249	+12.219	12:00:41.187
4	2:03.030	-	12:02:44.217
5	2:15.618	+12.588	12:04:59.835
6	2:03.379	+0.349	12:07:03.214
p7	2:35.824	+32.794	12:09:39.039

Runde	Rundenzeit	Diff.	Tageszeit
(14) Kai Jorcke			
1	2:18.299	+11.729	11:56:18.987
2	2:10.671	+4.101	11:58:29.658
3	2:14.718	+8.148	12:00:44.376
4	2:10.628	+4.058	12:02:55.004
5	2:10.079	+3.509	12:05:05.083
6	2:06.570	-	12:07:11.653
p7	2:29.436	+22.866	12:09:41.090

Zeitnahme:

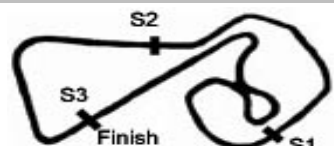
Orbits 4

Rennleiter:

Aushangzeit:

Ergebnisse unter www.zeitnahmeteam.de

Gedruckt: 17.09.2008 12:10:42





PZmotorsport Rennstreckentraining 2008

Freies Fahren

Sachsenring 3,671 Km

Turn 13

17.09.2008 14:00

Training

Runde	Rundenzeit	Diff.	Tageszeit
(80) Matthias Schäler			
1	1:50.254	+6.700	14:05:57.390
2	1:52.121	+8.567	14:07:49.511
3	1:45.994	+2.440	14:09:35.505
4	1:45.692	+2.138	14:11:21.197
5	1:44.022	+0.468	14:13:05.219
6	1:43.554	-	14:14:48.773
7	1:46.620	+3.066	14:16:35.393
p8	1:51.057	+7.503	14:18:26.451
(38) Jens Geißler			
1	1:51.650	+5.132	14:04:25.182
2	1:49.377	+2.859	14:06:14.559
3	1:50.011	+3.493	14:08:04.570
4	1:48.650	+2.132	14:09:53.220
5	1:47.960	+1.442	14:11:41.180
6	1:47.858	+1.340	14:13:29.038
7	1:48.594	+2.076	14:15:17.632
8	1:46.518	-	14:17:04.150
p9	1:57.740	+11.222	14:19:01.891
(232) Sven Schönemann			
1	1:56.227	+7.885	14:04:45.913
2	1:51.658	+3.316	14:06:37.571
3	1:48.342	-	14:08:25.913
4	1:49.823	+1.481	14:10:15.736
p5	2:14.973	+26.631	14:12:30.710
(34) Robert Rudolph			
1	1:52.150	+2.885	14:06:01.082
2	1:54.531	+5.266	14:07:55.613
3	1:49.265	-	14:09:44.878
4	1:50.179	+0.914	14:11:35.057
5	1:52.507	+3.242	14:13:27.564
6	1:54.318	+5.053	14:15:21.882
7	1:53.153	+3.888	14:17:15.035
p8	2:00.518	+11.253	14:19:15.554
(99) Michael Feja			
1	1:53.438	+3.662	14:06:02.395
2	1:53.714	+3.938	14:07:56.109
3	1:50.008	+0.232	14:09:46.117
4	1:49.776	-	14:11:35.893
5	1:52.588	+2.812	14:13:28.481
6	1:54.550	+4.774	14:15:23.031
7	1:52.773	+2.997	14:17:15.804
p8	1:58.606	+8.830	14:19:14.411
(6) Michael Frank			
1	2:06.575	+15.927	14:04:38.308
2	1:59.214	+8.566	14:06:37.522
3	1:54.547	+3.899	14:08:32.069
4	1:52.553	+1.905	14:10:24.622
5	1:53.433	+2.785	14:12:18.055
6	1:50.910	+0.262	14:14:08.965
7	1:50.648	-	14:15:59.613
p8	2:11.807	+21.159	14:18:11.421
(70) Lutz Scheibner			
1	2:11.672	+20.771	14:05:49.386
2	1:58.188	+7.287	14:07:47.574
3	1:51.167	+0.266	14:09:38.741
4	1:51.312	+0.411	14:11:30.053
5	1:55.731	+4.830	14:13:25.784
6	1:53.477	+2.576	14:15:19.261

Runde	Rundenzeit	Diff.	Tageszeit
7	1:50.901	-	14:17:10.162
p8	2:08.743	+17.842	14:19:18.906
(21) Christian Krause			
1	1:54.359	+3.405	14:04:01.749
2	1:51.764	+0.810	14:05:53.513
3	1:57.773	+6.819	14:07:51.286
4	1:51.903	+0.949	14:09:43.189
5	1:50.954	-	14:11:34.143
6	1:52.547	+1.593	14:13:26.690
7	1:53.484	+2.530	14:15:20.174
p8	2:05.862	+14.908	14:17:26.037
(36) Jonas Perroll			
1	2:05.350	+13.353	14:04:37.854
2	1:52.935	+0.938	14:06:30.789
3	1:52.862	+0.865	14:08:23.651
4	1:53.510	+1.513	14:10:17.161
5	1:55.304	+3.307	14:12:12.465
6	1:52.195	+0.198	14:14:04.660
7	1:51.997	-	14:15:56.657
p8	2:11.965	+19.968	14:18:08.623
(37) Mirko Masuch			
1	2:01.843	+9.610	14:04:25.235
2	1:59.532	+7.299	14:06:24.767
3	1:55.198	+2.965	14:08:19.965
4	1:55.290	+3.057	14:10:15.255
5	1:53.461	+1.228	14:12:08.716
6	1:52.233	-	14:14:00.949
7	1:52.375	+0.142	14:15:53.324
p8	2:18.500	+26.267	14:18:11.825
(35) Anton Perroll			
1	2:09.070	+12.499	14:04:59.894
2	1:57.544	+0.973	14:06:57.438
3	1:57.050	+0.479	14:08:54.488
4	1:57.594	+1.023	14:10:52.082
5	1:56.571	-	14:12:48.653
6	1:56.631	+0.060	14:14:45.284
7	2:01.365	+4.794	14:16:46.649
p8	2:15.560	+18.989	14:19:02.210
(39) Dietmar Heinzig			
1	2:12.763	+15.089	14:05:05.604
2	2:06.984	+9.310	14:07:12.588
3	2:05.542	+7.868	14:09:18.130
4	1:59.273	+1.599	14:11:17.403
5	2:01.168	+3.494	14:13:18.571
6	1:57.674	-	14:15:16.245
7	1:58.223	+0.549	14:17:14.468
p8	2:12.567	+14.893	14:19:27.036
(65) Leonard Dittmann			
1	2:09.725	+11.516	14:04:59.699
2	2:01.243	+3.034	14:07:00.942
3	1:58.620	+0.411	14:08:59.562
4	1:59.253	+1.044	14:10:58.815
5	1:58.623	+0.414	14:12:57.438
6	1:58.745	+0.536	14:14:56.183
7	1:58.209	-	14:16:54.392
p8	2:02.736	+4.527	14:18:57.129
(15) Michael Kopischke			
1	2:12.105	+8.761	14:05:01.895
2	2:03.344	-	14:07:05.239

Runde	Rundenzeit	Diff.	Tageszeit
3	2:04.156	+0.812	14:09:09.395
4	2:04.687	+1.343	14:11:14.082
5	2:03.972	+0.628	14:13:18.054
6	2:04.914	+1.570	14:15:22.968
7	2:06.692	+3.348	14:17:29.660
p8	2:15.865	+12.521	14:19:45.526
(16) Rene Mißler			
1	2:15.611	+11.175	14:05:04.618
2	2:07.741	+3.305	14:07:12.359
3	2:05.966	+1.530	14:09:18.325
4	2:06.102	+1.666	14:11:24.427
5	2:05.735	+1.299	14:13:30.162
6	2:06.754	+2.318	14:15:36.916
7	2:04.436	-	14:17:41.352
(17) Torsten Schuster			
1	2:16.097	+9.347	14:05:05.596
2	2:11.092	+4.342	14:07:16.688
3	2:08.840	+2.090	14:09:25.528
4	2:08.614	+1.864	14:11:34.142
5	2:07.142	+0.392	14:13:41.284
6	2:06.750	-	14:15:48.034
p7	2:18.564	+11.814	14:18:06.599
(14) Kai Jorcke			
1	2:16.351	+6.751	14:05:49.725
2	2:16.440	+6.840	14:08:06.165
3	2:10.183	+0.583	14:10:16.348
4	2:10.544	+0.944	14:12:26.892
5	2:09.909	+0.309	14:14:36.801
6	2:09.600	-	14:16:46.401
p7	2:25.537	+15.937	14:19:11.939
(126) Frank Wendler			
1	2:16.668	+7.017	14:05:48.335
2	2:16.167	+6.516	14:08:04.502
3	2:10.235	+0.584	14:10:14.737
4	2:10.530	+0.879	14:12:25.267
5	2:09.651	-	14:14:34.918
6	2:09.945	+0.294	14:16:44.863
p7	2:27.020	+17.369	14:19:11.884

Zeitnahme:

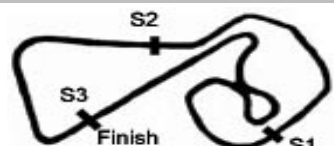
Orbits 4

Rennleiter:

Aushangzeit:

Ergebnisse unter www.zeitnahmeteam.de

Gedruckt: 17.09.2008 14:20:12





PZmotorsport Rennstreckentraining 2008

Freies Fahren

Sachsenring 3,671 Km

Turn 17

17.09.2008 15:15

Training

Runde	Rundenzeit	Diff.	Tageszeit
(38) Jens Geißler			
1	1:49.817	-	15:28:58.372
2	1:50.501	+0.684	15:30:48.873
p3	2:30.528	+40.711	15:33:19.402
(232) Sven Schönemann			
1	1:51.568	-	15:29:45.041
p2	2:21.115	+29.547	15:32:06.157
(21) Christian Krause			
1	1:52.281	-	15:28:54.850
2	1:53.855	+1.574	15:30:48.705
p3	2:37.725	+45.444	15:33:26.431
(37) Mirko Masuch			
1	1:52.504	-	15:28:54.421
2	1:53.185	+0.681	15:30:47.606
p3	2:33.824	+41.320	15:33:21.431
(36) Jonas Perfull			
1	1:53.505	-	15:29:06.280
2	1:58.167	+4.662	15:31:04.447
p3	2:44.671	+51.166	15:33:49.119
(6) Michael Frank			
1	1:57.078	+1.307	15:29:19.769
2	1:55.771	-	15:31:15.540
p3	2:36.043	+40.272	15:33:51.584
(35) Anton Perfull			
1	1:58.657	-	15:29:28.485
p2	2:20.994	+22.337	15:31:49.480
(80) Matthias Schäler			
1	1:58.953	-	15:29:39.849
p2	2:11.267	+12.314	15:31:51.117
(99) Michael Feja			
1	1:59.519	-	15:29:40.051
p2	2:23.202	+23.683	15:32:03.254
(70) Lutz Scheibner			
1	2:00.398	-	15:29:39.158
p2	2:24.855	+24.457	15:32:04.014
(65) Leonard Dittmann			
1	2:01.691	-	15:29:38.945
p2	2:17.962	+16.271	15:31:56.908
(39) Dietmar Heintzig			
1	2:02.942	-	15:29:41.340
p2	2:28.698	+25.756	15:32:10.039
(15) Michael Kopischke			
1	2:06.816	-	15:29:36.023
p2	2:20.446	+13.630	15:31:56.470
(16) Rene Mißler			
1	2:07.739	-	15:29:36.662
p2	2:27.686	+19.947	15:32:04.349
(17) Torsten Schuster			
1	2:07.881	-	15:29:37.792
p2	2:27.247	+19.366	15:32:05.040

Runde	Rundenzeit	Diff.	Tageszeit
(126) Frank Wendler			
1	2:15.235	-	15:30:07.887
p2	3:22.159	+1:06.924	15:33:30.047
(14) Kai Jorcke			
1	2:15.940	-	15:30:09.871
p2	3:15.233	+59.293	15:33:25.105

Runde	Rundenzeit	Diff.	Tageszeit
-------	------------	-------	-----------

Zeitnahme:

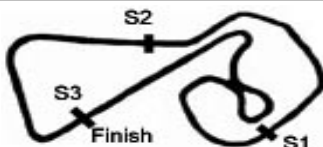
Orbits 4

Rennleiter:

Aushangzeit:

Ergebnisse unter www.zeitnahmeteam.de

Gedruckt: 17.09.2008 15:49:43





PZmotorsport Rennstreckentraining 2008

Freies Fahren

Sachsenring 3,671 Km

Turn 19

17.09.2008 16:10

Training

Runde	Rundenzeit	Diff.	Tageszeit
(38) Jens Geißler			
1	1:51.436	+5.202	16:08:56.962
2	1:49.794	+3.560	16:10:46.756
3	1:51.021	+4.787	16:12:37.777
4	1:48.846	+2.612	16:14:26.623
5	1:50.271	+4.037	16:16:16.894
6	1:47.650	+1.416	16:18:04.544
7	1:47.257	+1.023	16:19:51.801
8	1:46.234	-	16:21:38.035
p9	1:55.216	+8.982	16:23:33.252

Runde	Rundenzeit	Diff.	Tageszeit
(70) Lutz Scheibner			
1	2:02.071	+11.615	16:09:26.071
2	1:50.456	-	16:11:16.527
p3	1:58.270	+7.814	16:13:14.798

Runde	Rundenzeit	Diff.	Tageszeit
(6) Michael Frank			
1	2:03.544	+12.159	16:09:41.843
2	1:55.851	+4.466	16:11:37.694
3	1:53.619	+2.234	16:13:31.313
4	1:51.706	+0.321	16:15:23.019
5	1:52.475	+1.090	16:17:15.494
6	1:51.385	-	16:19:06.879
7	1:51.896	+0.511	16:20:58.775
p8	2:07.174	+15.789	16:23:05.950

Runde	Rundenzeit	Diff.	Tageszeit
(36) Jonas Perfoll			
1	1:57.335	+4.769	16:09:09.977
2	1:54.596	+2.030	16:11:04.573
3	1:54.525	+1.959	16:12:59.098
4	1:52.566	-	16:14:51.664
5	1:55.851	+3.285	16:16:47.515
6	1:52.704	+0.138	16:18:40.219
7	1:58.247	+5.681	16:20:38.466
p8	2:09.935	+17.369	16:22:48.402

Runde	Rundenzeit	Diff.	Tageszeit
(35) Anton Perfoll			
1	2:02.177	+8.157	16:09:25.814
2	1:56.662	+2.642	16:11:22.476
3	1:56.877	+2.857	16:13:19.353
4	1:54.994	+0.974	16:15:14.347
5	1:54.441	+0.421	16:17:08.788
6	1:54.140	+0.120	16:19:02.928
7	1:54.020	-	16:20:56.948
p8	2:24.444	+30.424	16:23:21.393

Runde	Rundenzeit	Diff.	Tageszeit
(65) Leonard Dittmann			
1	2:06.094	+8.320	16:10:11.056
2	2:02.287	+4.513	16:12:13.343
3	2:02.087	+4.313	16:14:15.430
4	2:00.322	+2.548	16:16:15.752
5	1:57.774	-	16:18:13.526
6	2:01.433	+3.659	16:20:14.959
7	1:58.200	+0.426	16:22:13.159
p8	2:12.569	+14.795	16:24:25.729

Runde	Rundenzeit	Diff.	Tageszeit
(17) Torsten Schuster			
1	2:09.903	+8.845	16:09:41.705
2	2:06.554	+5.496	16:11:48.259
3	2:05.204	+4.146	16:13:53.463
4	2:03.690	+2.632	16:15:57.153
5	2:03.944	+2.886	16:18:01.097
6	2:01.058	-	16:20:02.155
7	2:04.772	+3.714	16:22:06.927
p8	2:16.073	+15.015	16:24:23.001

Runde	Rundenzeit	Diff.	Tageszeit
(15) Michael Kopischke			
1	2:08.673	+6.222	16:09:40.634
2	2:02.874	+0.423	16:11:43.508
3	2:02.451	-	16:13:45.959
4	2:04.337	+1.886	16:15:50.296
5	2:03.947	+1.496	16:17:54.243
6	2:05.446	+2.995	16:19:59.689
7	2:06.797	+4.346	16:22:06.486
p8	2:18.301	+15.850	16:24:24.788

Runde	Rundenzeit	Diff.	Tageszeit
(39) Dietmar Heinzig			
1	2:06.398	+2.760	16:10:16.351
2	2:03.900	+0.262	16:12:20.251
3	2:03.638	-	16:14:23.889
4	2:07.764	+4.126	16:16:31.653
5	2:06.796	+3.158	16:18:38.449
6	2:05.481	+1.843	16:20:43.930
p7	2:30.985	+27.347	16:23:14.916

Runde	Rundenzeit	Diff.	Tageszeit
(126) Frank Wendler			
1	2:18.596	+14.049	16:09:54.852
2	2:13.365	+8.818	16:12:08.217
3	2:11.561	+7.014	16:14:19.778
4	2:09.253	+4.706	16:16:29.031
5	2:06.226	+1.679	16:18:35.257
6	2:04.547	-	16:20:39.804
p7	2:29.215	+24.668	16:23:09.020

Runde	Rundenzeit	Diff.	Tageszeit
(14) Kai Jorcke			
1	2:18.211	+12.159	16:09:55.934
2	2:13.822	+7.770	16:12:09.756
3	2:11.033	+4.981	16:14:20.789
4	2:09.456	+3.404	16:16:30.245
5	2:06.751	+0.699	16:18:36.996
6	2:06.052	-	16:20:43.048
p7	2:28.764	+22.712	16:23:11.813

Zeitnahme:

Orbits 4

Rennleiter:

Aushangzeit:

Ergebnisse unter www.zeitnahmeteam.de

Gedruckt: 17.09.2008 16:24:54

